

**HEAVY DUTY TRUCK & TRAILER PARTS**



**QUALITY  
SERVICE  
INTEGRITY**

**[WWW.ROADPARTS.COM](http://WWW.ROADPARTS.COM)**

# **HEAVY DUTY TRUCK AND TRAILER PARTS**



## **COMPREHENSIVE CATALOG**



## TOPIC INDEX

<b>Abex Lining Chart</b> .....	70	Bendix AD-IP Air Dryer .....	7
Abex Lining RSD .....	71	Bendix AD-IS Air Dryer.....	8
ABS.....	29-40	Bendix AD-SP Air Dryer .....	7
ABS Cable Assemblies.....	483	Bendix Air Dryers.....	5-8
Accuride Wheels .....	181-183	Bendix Automatic Slacks .....	64
AD-9 Air Dryer .....	5-6	Bendix Brake Calipers .....	160
ADB Air Disc Brakes.....	110-116	Bendix Compressors.....	1-3
Adhesives and Sealants.....	468-469	Bendix Disc Brake Pads.....	54
Air Brake Fittings.....	128, 130	Bendix OR Valves Listing.....	24
Air Brake Hose Fittings.....	134	Bendix Puraguard.....	8
Air Brake Tubing.....	138	Betts Industries Lighting.....	507
Air Brake Tubing Clamps.....	138	Binders .....	592
Air Control Valves .....	250-252	Bit Insert.....	372
Air Cylinder Control Valves.....	27	Bits Drill .....	630
Air Cylinders Fifth Wheel.....	575	Bits Torx.....	372
Air Disc Brakes .....	110-116	B-Lock Brake Shoes.....	81
Air Dryers.....	5-10	Body Parts Misc .....	413
Air Hose Assemblies .....	132	Bolt Kit Bottom Rail.....	401
Air Hose Bulk.....	132	Bolt Kit Crossmember .....	374
Air Hoses Truck to Trailer.....	133	Bolt Kit Landing Gear .....	313
Air Lines Coiled.....	139	Bottom Rail Bolt Kit.....	401
Air Pressure Gauges.....	252	Bottom Side Rail Strick .....	402
Air Ride Suspensions.....	248-290	Bottom Side Rails.....	398-402
Air Ride Suspensions Cush Suspension	289-290	Bottom Side Rails Hyundai.....	398-400
Air Spring and Shock Reference.....	205	Bottom Side Rails Morgan Body .....	401
Air Spring control valve.....	248	Bottom Side Rails Trailmobile .....	401
Air Spring Interchange .....	195	Brace Lugs Landing Gear .....	315
Air Springs.....	192-199	Braces Landing Gear.....	315
Air Tanks.....	140-146	Brake Calipers .....	160
Air Tanks Bracket Layout Chart.....	146	Brake Camshaft Bushing Kits .....	97-104
Air Valves .....	11-28	Brake Camshaft Components .....	105-107
Alarms Backup.....	560	Brake Camshafts .....	91-96
Alternators .....	505	Brake Chamber Components.....	60
Aluminum Roof.....	369	Brake Chambers.....	56-60
Aluminum Wearband.....	370	Brake Clean .....	480
Aluminum Wheels.....	181	Brake Drum Bolt Kits .....	158
Anco Wiper Blades .....	627-628	Brake Drum Bolt Kits .....	187
Anti-Nosedive Jack .....	312	Brake Drums .....	151-155
Apitong Flooring .....	371	Brake Fluid .....	473
Atlas 55 SAF-Holland Landing Gear.....	297-299	Brake Foot Valves.....	23
Atlas 65 SAF Holland Landing Gear.....	294-296	Brake Pods.....	56-60
Automatic Slack Adjusters .....	62-66	Brake Rotors .....	159
Automatic Slack Puller.....	64	Brake Shoe Hardware Kits .....	83-89
Axle Breakdown Typical Setup .....	124-125	Brake Shoe Hardware Parts.....	90
Axle Dust Shields.....	126	Brake Shoe Identification .....	67-69
Axle Kits .....	117-118	Brake Shoes .....	67-82
Axle Nut Sockets.....	109	Brake Shoes New Lined.....	79
Axle Spindle Nuts and Locks .....	108-109	Brake Spider .....	126
Axles.....	117-125	Brass .....	127-131
<b>Backup Alarms</b> .....	560	Bulbs Headlamps.....	561
Backup Lamps .....	528	Bulbs Mini.....	561-562
Batteries.....	489	Bulbs Rough Service.....	603
Battery and Starter Cable .....	490	Bulk Air Hose .....	132
Battery Terminals and Lugs.....	490	Bulk Trailer Cable .....	485
Bearings.....	161-162	Bulldog Jacks .....	53
Bearings Fleetcraft .....	162	Bumper Tube.....	422
Bearings Stemco .....	162	Bumpers Dock.....	604
Belts.....	610	Bushings Hendrickson.....	275
Bendix ABS.....	40	Butt Connectors .....	487
Bendix AD-2 Air Dryer.....	7	<b>Cab Guards and Tool Boxes</b> .....	634
Bendix AD-9 Air Dryer.....	5-6	Cable and Circuit Tester.....	553

**The Part Number  
Index is at the Back  
of the Catalog.**



## TOPIC INDEX

Cable Battery and Starter .....	490	Corner Protectors .....	591
Cable Bulk Trailer .....	485	Corner Repair for Swing Door .....	347
Cable Ties.....	488	Corner Tab Adhesive .....	347
Cables Rollup Door .....	336	Corner Tabs Swing Door .....	347
CAC Hose.....	148	Corrugated Side Panels .....	411
Calipers.....	160	Couplings .....	150
Camshaft Bushing Kits.....	97-104	Courtesy Lamps .....	528-529
Camshafts.....	91-96	Crack Filler Floor Restore .....	470
Camtainer Nut and Bolt .....	413	Crank Handles Landing Gear .....	315
Cargo Bars .....	589-590	Crest XL Brake Shoes.....	76
Cargo Control Tarp Straps .....	591	Crossfire Tire Pressure .....	188
Cargo Control Binders .....	592	Crossmember Bolt Kit .....	374
Cargo Control Cargo Bars.....	589-590	Crossmember Clips.....	374
Cargo Control Logistic Straps.....	589	Crossmembers.....	374
Cargo Control Products.....	587-592	Cush Air Ride Suspensions.....	289-290
Cargo Control Ratchet Straps.....	588	Cyclo Products.....	472-473
Cargo Control Shoring Beams .....	590	<b>D</b> ash Fans .....	499
Cargo Control Strap Winder.....	587	Deck Clip.....	372
Cargo Hoops Load Locks .....	589	DEF.....	481
CBL Kits.....	264	Dexter Axle .....	41-50
CBX23 CBX25 CB2300 Suspension.....	258-263	Diesel Exhaust Fluid.....	481
Center Floor Channel .....	372	Disc Brake Pad Sets .....	54
Chain Products.....	592	Discharge hose.....	3
Chain Tie Downs .....	592	Divider Strip.....	414
Chains Tire.....	606	Dock Bumpers .....	604
Channel Spacers Wheel.....	188	Document Holders.....	364
Charge Air Cooler Hose .....	148	Dollies and Jacks.....	629
Chassis Tube Bumper.....	455	Dome Lights .....	530
Check Valves.....	12	Door Gasket.....	348
Chemicals .....	472-481	Door Gasket Steel Door Container.....	457
Circuit Checker .....	499	Door Hinges Container.....	456-457
Clamps Exhaust.....	621-622	Door Holdbacks Container .....	461
Clamps Hose .....	149	Door Lock Rear and Mid Cam Kits .....	351
Clamps Spoke Wheel.....	156	Door Lube Todco .....	321
Cleaners .....	472	Door Rivets .....	321
Cleaners Trailmobile .....	481	Door Seal .....	348
Clearance and Marker Lights Trucklite..	512-517	Doors Section .....	320-363
Clevis Chain Hook .....	592	Dorsey Nose Rails .....	379
Clip Deck.....	372	Dorsey Radius Panel .....	390
Clutches .....	611-612	Dorsey Top Side Rail .....	396
Coil Rack .....	591	Drain Cocks.....	28
Coiled Air Lines.....	139	Drain Valve Containers .....	462
Coiled Electrical Cables .....	482	Drain Valves .....	28
Composite Side Panels Hyundai .....	410	Drain Valves Drain cocks .....	129
Compressors .....	1-4	Drawbar Hinge Kit.....	586
Conductor Cable.....	486	Drawbars .....	585-586
Connectors Wire .....	487	Drill Bits .....	630
Conspicuity Tape .....	555	Drive Rivets Nylon.....	373
Container Body Components .....	423-425	Drop Legs .....	312
Container Door Hinges.....	456-457	Duralite 2 Suspension Parts.....	245-247
Container Door Holdbacks .....	461	Dust Shields.....	126
Container Door Lock Hardware.....	458-460	<b>E</b> Track.....	590
Container Door Parts.....	456-461	Elbows Exhaust .....	620
Container Drain Valve .....	462	Electric Flashers.....	506
Container Vent.....	462	Electrical .....	482-506
Contitech Air Springs .....	193	Electrical Cables Coiled .....	482-485
Control Valve Modules.....	14	Electrical Plugs and Receptacles.....	495-498
Conversion Kits Rollup Door .....	321	Electrical Starters.....	503-504
Corner Caps .....	380-384	Electrical Switches.....	491-493
Corner Gasket Tabs Swing Door.....	347	Electrical Tape .....	488
Corner Iron Reinforcement.....	347	Electrical Tape .....	499

**The Part Number  
Index is at the Back  
of the Catalog.**



## TOPIC INDEX

Electrical Tools of the Trade .....	499	Folding Steps .....	603
Elevator Bolts .....	321	Fontaine Fifth Wheels .....	567-568
Emergency Sync Valves.....	16	Frame Couplings.....	134
Enamel Spray Paint .....	479	Frame Nipples.....	134
Engine Heaters .....	613	Freon .....	481
Enhanced Easy Stop ABS .....	32-33	Freylube Tire Lubricant.....	478
Equal Tire Performance .....	190	Front Corner Posts Hyundai.....	404
Exhaust.....	614-624	Front Protectors Hyundai.....	385
Exhaust Clamps.....	621-622	Froth Paks.....	471
Exhaust Connectors.....	618	FRP Nut and Bolt.....	413
Exhaust Elbows .....	620	FRP Panels .....	413
Exhaust Flex Tubing.....	623	FRP Quick Patch .....	413
Exhaust Hangers .....	617	FRP Quick Patch .....	470
Exhaust Stack Pipes .....	619	FRP Splice .....	413
<b>F</b> Track .....	590	Fruehauf Suspension Parts .....	241-243
Fan Clutch .....	632	Full Function Valves .....	23
Fans Dash .....	499	Fusees .....	603
FC20 FC23 brake lining .....	72	Fuses .....	494
Fenders.....	596-598	<b>G</b> arage Stands .....	629
FF2 FF3 Trailer Valves.....	23	Gauges Air Pressure.....	252
Fifth Wheel Air Cylinders.....	575	Gear Boxes Hopper Applications.....	313
Fifth Wheel Bushings SAF Holland .....	579	Generic Suspension Parts.....	244
Fifth Wheel SAF Holland Quick List.....	576	Gladhand Accessories.....	137
Fifth Wheels .....	566-582	Gladhand Seals.....	136
Fifth Wheels Fontaine .....	567-568	Gladhands .....	135-137
Fifth Wheels Jost.....	581-582	Glo Lights .....	535
Fifth Wheels SAF Holland .....	569-580	Gloves .....	633
Filters.....	625-626	Gojo Cleaners.....	631
Fire Extinguishers .....	602	Governors.....	10
Firestone Air Springs .....	194-198	Grab Handles .....	365
First Aid Kit.....	602	Grab Handles .....	603
Flags .....	602	Grate Tractor.....	603
Flashers Electric.....	506	Grote LED Lighting .....	537-540
Fleecraft Classic Landing Gear.....	306-307	Grote Marker Clearance Lighting .....	508-509
Fleecraft Lighting .....	532-535	Grote Pigtails.....	510-511
Fleetcote by Fleetcraft.....	73	Grote Stop Turn Tail Lights .....	520-522
Fleetcraft Air Dryers.....	10	Guard Step Hyundai .....	415
Fleetcraft Air Springs.....	192	Gunite Automatic Slacks.....	63
Fleetcraft Automatic Slacks .....	66	<b>H</b> adley Horns .....	564-565
Fleetcraft Axles .....	122-123	Haldex ABS.....	37-39
Fleetcraft Bearings .....	162	Haldex Air Dryers.....	9
Fleetcraft Brake Lining.....	72	Haldex Automatic Slacks .....	65
Fleetcraft J Model Landing Gear.....	310-311	Haldex Brake Shoes .....	77
Fleetcraft Landing Gear Listing .....	305	Haldex Compressors .....	4
Fleetcraft Multipurpose Lube .....	321	Haldex Spring Brakes .....	57
Fleetcraft Paint .....	479	Halogen Lamps .....	563
Fleetcraft Rollup Door Assemblies.....	337-338	Hammerblow Jacks .....	53
Fleetcraft Rollup Door Components .....	343-344	Hand Cleaner .....	631
Fleetcraft Rollup Door Panels.....	345	Handles Grab .....	365
Fleetcraft Rollup Door Schematics.....	339-342	Hardware Kits Brake Shoes .....	83-89
Fleetcraft Spring Brakes .....	56	Hardwood Flooring .....	371
Fleetcraft Three-Shaft Landing Gear .....	308-309	Hardwood Scuff .....	370
Fleetcraft Valves .....	25-26	Harness Wiring Kit.....	506
Flex Fab Hose .....	148	Headlamp Bulbs.....	561
Flex Tubing.....	623	Headlights.....	563
Floor Channel Center .....	372	Heater Hose .....	147
Floor Restore .....	470	Heaters Engine .....	613
Floor Screws .....	372	Height control Valves .....	250-252
Flooring 19 Ply.....	371	Hendrickson Air Springs .....	199
Flooring Apitong .....	371	Hendrickson Auxillary.....	276
Folding Step .....	365	Hendrickson Axles .....	121

**The Part Number  
Index is at the Back  
of the Catalog.**



## TOPIC INDEX

Hendrickson Bushings and Bolts .....	275	Hyundai Side Posts .....	403-404
Hendrickson HT230 HT250 Susp .....	269-272	Hyundai Swing Door Components .....	361-363
Hendrickson Shocks .....	203	Hyundai Threshold Plates .....	415
Hendrickson Slider Boxes .....	276	Hyundai Top Front Panel .....	415
Hendrickson Tiremaax .....	179	Hyundai Top Side Rails .....	393-394
Hendrickson Truck Susp Components .....	276	Hyundai Trailer Landing Gear Spec .....	319
Hinge Pins and Brackets Swing Door .....	359	ICC Bumper Upright and Tube Kit .....	422
Hinges Swing Door .....	353-359	ICC Bumpers .....	417-422
Hold Backs Swing Door .....	360	ICC Bumpers Hyundai .....	417-420
Hood Catches .....	634	ICC Bumpers Strick .....	421
Hooks Tow .....	586	ICC Bumpers Trailmobile .....	421
Hopper Gear Boxes .....	313	Incandescent Lighting .....	507-533
Horns .....	564-565	Indicators Wheel Nuts .....	189
Hose Assemblies .....	132	Intermodal Container Components .....	423-425
Hose Clamps .....	137	Intermodal Landing Gear .....	463
Hose Clamps .....	149	Intermodal Lighting .....	464-466
Hose End Repair Kits .....	134	Intermodal Parts .....	423-466
Hose Fittings Air Brake .....	134	Inversion Valves .....	12
Hose Flex Fab .....	148	J Model Landing Gear .....	310-311
Hose Heater .....	147-148	J Molding .....	414
Hose Hydraulic .....	150	J Molding Morgan Body .....	413
Hose Rack .....	132	Jack Anti-Nosedive .....	312
Hose Radiator .....	147	Jack Load Stabilizer .....	313
Hose Separators .....	132	Jost Fifth Wheels .....	581-582
Hose Service .....	150	Jost Landing Gear Listing .....	302
Hose Support Springs .....	132	JT-6 Mystik .....	475
HT230 HT250 Suspensions .....	269-272	JT-7 Mystik .....	476
Hub and Drum Assemblies .....	158	JT-8 Mystik .....	476
Hubcap Accessories .....	174	Junction Boxes .....	501-502
Hubcaps .....	171-175	K Brace assemblies .....	416
Hubcaps Hubodometer .....	175	Kazoo .....	462
Hubodometer Hub Caps .....	175	Kemlite Scuff .....	370
Hubodometers .....	175-176	Key Polymer Floor Restore .....	470
Hubs .....	157	King Pin Gauge .....	580
Hutchens Boxed Kits Listing .....	212	King Pin Kits Stemco Kaiser .....	632
Hutchens H900 .....	223-225	King Pin Lock Tester .....	580
Hutchens Series 7700 parts .....	226-231	Kingpin Locks .....	583
Hutchens Series 9700 parts .....	226-231	Kingpins Trailer .....	583
Hutchens Slider Box Components .....	222	Kinpin Disc .....	583
Hutchens Slider Boxes .....	219-220	Kinpin Sections .....	583
Hutchens Slider Rails .....	221	Laminated Hardwood Flooring .....	371
Hutchens Suspensions .....	212-231	Landing Gear .....	291-319
Hydraulic Hose .....	150	Landing Gear Bolt Kit .....	313
Hyundai Bottom Side Rails .....	398-400	Landing Gear Brace Lugs .....	315
Hyundai Composite Side Panels .....	410	Landing Gear Braces .....	315
Hyundai Corner Caps .....	380	Landing Gear Components .....	314-318
Hyundai Door Track Protector .....	329	Landing Gear Crank Handles .....	315
Hyundai Front Corner Posts .....	404	Landing Gear Ears .....	315
Hyundai Front Protectors .....	385	Landing Gear Hyundai Trailer Spec .....	319
Hyundai Guard Step .....	415	Landing Gear Intermodal .....	463
Hyundai ICC Bumpers .....	417-420	Landing Gear Jost components .....	303-304
Hyundai Inner and Outer Door Gasket .....	349	Landing Gear Listing Fleetcraft .....	305
Hyundai K Braces .....	416	Landing Gear Listing Jost .....	302
Hyundai Liner Panels .....	387	Landing Gear Listing SAF Holland .....	291
Hyundai Nose Posts .....	392	Landing Gear Sandshoe Axles .....	314
Hyundai Nose Rails .....	376	Landing Gear Sandshoes .....	314
Hyundai Radius Panels .....	386-387	Landing Gear Wing Brackets .....	316-318
Hyundai Rear Corner Posts .....	404	Leaf Springs .....	206-209
Hyundai Reefer Components .....	414	Leak Tester .....	480
Hyundai Roof Bows .....	408	LED Lighting .....	534-552
Hyundai Side Panels .....	410	LED Lighting Grote .....	537-540

**The Part Number  
Index is at the Back  
of the Catalog.**



## TOPIC INDEX

LED Lighting Trucklite.....	541-552	Mirrors .....	600-601
Lever Style Valves .....	16	Monobolts.....	373
License Lamps .....	529	Monroe Shocks.....	200-202
Lift axle Control Module .....	249	Morgan Body Bottom Side Rail .....	401
Lift axle Control Valve .....	248	Morgan Body Corner Caps.....	383
Lift Pads.....	414	Morgan Body J Molding.....	413
Light Duty Commerical Jacks.....	312	Morgan Body Nose Rail.....	377
Light Duty Trailer .....	41-53	Morgan Body Radius Panels.....	390
Light Duty Trailer Jacks.....	53	Morgan Body Roof Bows .....	409
Lighting.....	507-554	Morgan Body Side Posts .....	407
Lighting Betts Industries.....	507	Morgan Body Top Side Rails .....	396
Lighting Corrosion Preventative.....	553	MTIS PSI.....	177-178
Lighting Fleetcraft.....	532-535	Mudflap Brackets.....	594-595
Lighting Incandescent.....	507-533	Mudflaps.....	593
Lighting Intermodal .....	464-466	Mufflers Walker.....	615-616
Lighting LED.....	534-552	Multipurpose Lube Fleetcraft .....	321
Lighting Lens'.....	553	Mystik Lubricants .....	475-476
Lighting Reflectors.....	554	<b>N</b> ational Seals .....	169
Lighting Strobes .....	556-560	New Lined Brake Shoes.....	79
Liner Panels Hyundai .....	387	Nineteen Ply Flooring .....	371
Load Bar Door Saver Todco.....	329	Nose Posts.....	392
Load Locks .....	589-590	Nose Rails .....	376-379
Load Stabilizer Jacks.....	313	Nosebox Assemblies .....	501-502
Lock Rod Kit Trailmobile.....	350	Nut and Bolt FRP.....	413
Locks Kingpin.....	583	Nut Sockets.....	186
Log Book.....	602	Nylon Drive Rivets.....	373
Logistic Straps.....	589	Nylon Tubing.....	138
Long Stroke Chamber Info.....	55	<b>O</b> utright Reman Brake Shoes.....	80
Loom.....	486	<b>P</b> aint Spray.....	479
Lubricants.....	473	Panels FRP .....	413
Lucas Oil Products.....	474	Panels Radius .....	386-391
Lugs Battery.....	490	Parker Couplings.....	150
<b>M</b> 3 M8 Brake Lining.....	78	Parker Hydraulic hose.....	150
Maltese Cross Kingpins .....	583	Parker Quick Couplings.....	150
Manual Slack Adjusters .....	61	Patches Vanfastic .....	411
Mark V Holland Landing Gear .....	292-293	Pencool 3000 .....	478
Marker Clearance Lighting Grote .....	508-509	Penray Stabil Aid.....	478
Marker Clearance Lighting Trucklite.....	512-517	Permatex Sealants Silicones .....	480
Mattresses .....	633	Philatron Stallion Air Lines .....	139
MBS ABS Kits .....	36	Phillips Polar Air Lines.....	139
Meritor ABS.....	29-34	Phillips Power Grip Air lines.....	139
Meritor Air Dryers.....	9	Pigtail Retaining Clip.....	466
Meritor Air Spring.....	199	Pigtails Grote.....	510-511
Meritor AllFit Shocks .....	204	Pinion Seals.....	166
Meritor Automatic Slacks .....	62-63	Pintle Hooks .....	584-585
Meritor Axles.....	119-120	Pipe Fittings.....	127
Meritor Brake Rotors .....	159	Placards.....	605
Meritor MTA Suspension Parts Kits .....	285	Plastic Scuffplate .....	371
Meritor MTA23T Suspension Parts .....	281-282	Plate Threshold.....	372
Meritor MTA25T Suspension Parts .....	283-284	Platinum Shield II.....	74
Meritor Platinum Shield II.....	74	Plow Lighting Kit .....	531
Meritor PSI.....	177-178	Plugs and Receptacles.....	495-498
Meritor RideStar RHP Ride Sentry .....	277-280	Plywood.....	370
Meritor RSD .....	75	Pogosticks .....	137
Meritor Steelite X30 Drums .....	154	Power Extension Cable ABS.....	35
Meritor Suspension .....	277-285	Power Steering Fluid .....	473
MGM Spring Brakes .....	58	Pressure Protection Valves .....	11
Mid-Cam Door Lock Hardware .....	351	Pressure Relief Valves .....	10
Milemate Sets .....	161	Primary Wire.....	486
Millenium Brake Shoes .....	78,80	Protectors Corner .....	591
Mini Bulbs.....	561-562	Pro-Torque Spindle Nuts.....	109

**The Part Number  
Index is at the Back  
of the Catalog.**



## TOPIC INDEX

PSI Meritor.....	177-178	Roof Translucent.....	368
Pumps Water.....	607	Roof Translucent Repair Kits.....	369
Push In Brass Fittings.....	131	Rotella Shell.....	478
Push to Connect Fittings.....	131	Rotors Brake.....	159
Push-Pull Valves.....	15	Rough Service Bulbs.....	603
<b>Q</b> versus Q+ Cams and Shoes.....	82	RSD Abex lining.....	71
Quick Couplings.....	150	RSD Meritor Lining.....	75
Quick Patch FRP Repair.....	413	RSS.....	35
Quick Release Valves.....	13	Rubber Air Lines.....	133
<b>R</b> ack Coil.....	591	<b>S</b> AF Holland CBX23 CBX25 Susp.....	258-263
Radiator Hose.....	147	SAF Holland Fifth Wheel.....	569-580
Radius Panels.....	386-391	SAF Holland Fifth Wheel Bushings.....	579
Rain Caps.....	617	SAF Holland Pintle Hooks.....	584-585
Rapid Dump Valve.....	249	SAF Holland Slide Brackets.....	577-578
RAR 240 Ridewell.....	286-287	SAF Holland Tube Bumper.....	422
Ratchet Straps.....	588	Safety Grate.....	603
Rear Corner Posts Hyundai.....	404	Safety Products.....	602-603
Rear Door Lock Hardware.....	351	SAF-Holland 50,000 Landing Gear.....	300
Receptacles Trucklite.....	500	SAF-Holland 51,000 Landing Gear.....	301
Reflective Tape.....	555	SAF-Holland Air Control kits.....	264-265
Reflectors.....	554	SAF-Holland Air Springs.....	199
Relay Valves.....	19-22	SAF-Holland Atlas 55 Landing Gear.....	297-299
Retaining Clip Pigtail.....	466	SAF-Holland Atlas 65 Landing Gear.....	294-296
Reyco 86AR and 20 AR parts.....	236	SAF-Holland CBL Kits.....	264
Reyco Model 21B suspension parts.....	238	SAF-Holland Drawbars.....	585-586
Reyco Model 88 Suspension parts.....	237	SAF-Holland Mark V Landing Gear.....	292-293
Reyco Suspension.....	232-240	SAF-Holland RL Series Suspensions.....	253-257
Reyco T200AX and T-502L parts.....	236	SAF-Holland Shocks.....	203
Reyco Transpro Overslung.....	239	SAF-Holland SRK Kits.....	266-268
Reyco Transpro Underslung.....	240	Sandshoe Axles Landing Gear.....	314
Ridewell RCA215 Flex Mount.....	288	Sandshoes Landing Gear.....	314
Ridewell RCA215T Suspension.....	288	Screws Floor.....	372
Ridewell Suspensions.....	286-288	Scuff Aluminum.....	414
Rim Clamps.....	156	Scuff Hardwood.....	370
Rim Clamps.....	187	Scuff Steel.....	370
Rims to Tires Size Chart.....	180	Scuffplate Fiberglass.....	370
Ring Terminals.....	487	Scuffplate Plastic.....	371
Rivet Monobolt.....	373	Sealants and Adhesives.....	468-469
Rivets Aluminum.....	412	Sealants Silicones Permatex.....	480
Rivets Monobolt.....	373	Sealed Beams.....	563
Rivets Rollup Door.....	321	Seals Gladhands.....	136
RL Series Suspensions.....	253-257	Seals Shipping.....	603
Road Gear.....	634	Seals Wheels.....	163-170
Roll Stability Support.....	35	Sensors - ABS.....	34
RollUp Door Assemblies Fleetcraft.....	337-338	Service Hose.....	150
Rollup Door Assemblies Todco.....	322	Service Repair Kits SRK.....	266-268
Rollup Door Assemblies Whiting.....	331	Seven-Way Plugs and Receptacles.....	495-498
Rollup Door Cables.....	336	Shell Rotella.....	478
Rollup Door Components Fleetcraft.....	343-345	Shipping Seals.....	603
Rollup Door Fasteners.....	321	Shock Absorbers.....	200-205
Rollup Door Panels Fleetcraft.....	345	Shock and Air Spring Reference.....	205
Rollup Door Panels Todco.....	323	Shop Equipment.....	629-631
Rollup Door Panels Whiting.....	334	Shop Rags.....	631
Rollup Door Schematics Fleetcraft.....	339-342	Shop Towels.....	631
Rollup Door Schematics Todco.....	324-328	Shoring Beams.....	590
Rood Bows Strick.....	408	Shrink Tubing.....	488
Roof Aluminum.....	369	Shut-Off Gladhands.....	136
Roof Bows.....	408-409	Side Door Kit.....	352
Roof Bows Hyundai.....	408	Side Door Lock Kit.....	352
Roof Bows Morgan Body.....	409	Side Panels.....	410-411
Roof Sheet Reinforcement.....	414	Side Panels Corrugated.....	411

**The Part Number  
Index is at the Back  
of the Catalog.**





## TOPIC INDEX

Side Posts .....	403-407	Straight Rubber Air Lines.....	133
Side Posts Hyundai .....	403-404	Strap Winders.....	587
Side Posts Morgan Body .....	407	Straps Logistic.....	589
Side Posts Strick.....	406	Straps Ratchet.....	588
Side Posts Supreme .....	407	Straps Tarp .....	591
Side Posts Trailmobile.....	405	Strick Body Parts Misc.....	413
Side Skirt.....	599	Strick Bottom Side Rail .....	402
Silicone Sprays.....	473	Strick Corner Caps.....	381
Single Wire Track.....	414	Strick ICC Bumpers.....	421
SKF Air Dryers .....	9	Strick Nose Posts.....	392
SKF Hubcaps .....	173	Strick Nose Rails .....	377
SKF Scotseal Family of Seals .....	167	Strick Radius Panels .....	389
SKF Seal Interchange .....	168	Strick Roof Bows .....	408
Skid Stopper.....	189	Strick Side Posts .....	406
Skylights .....	365	Strick Top Side Rails .....	396
Slack Adjusters Manual .....	61	Strip Divider.....	414
Slick Disc.....	583	Strobes .....	556-560
Slide Brackets Fifth Wheel SAF Holland 577-578		Sun Patch Translucent Roof .....	369
Smoke Bomb.....	480	Support Springs Hose.....	132
Smooth Ride Suspension Info .....	248	Supreme Corner Caps.....	383
Snow Chains.....	606	Supreme Side Posts .....	407
Snow Plow Lighting Kit.....	531	Suspensions Air Ride.....	248-290
Sockets for Axle Nuts .....	109	Suspensions Meritor.....	277-285
Spacers Wheel .....	156	Swing Away Gladhands .....	136
Spider Brake .....	126	Swing Door Accessories.....	347
Spindle nuts and locks.....	108-109	Swing Door Components Hyundai.....	361-363
Splice FRP .....	413	Swing Door Gasket .....	348
Spoke Wheel Clamps.....	187	Swing Door Hinge Pins and Brackets.....	359
Spoke Wheels.....	156	Swing Door Hinges .....	353-359
Spray Paint .....	479	Swing Door Hold Backs.....	360
Spring Brake Components.....	60	Swing Door Listing.....	346
Spring Brake Valves.....	17-18	Swing Door Seal.....	348
Spring Brakes .....	56-60	Swing Doors and Components .....	346-363
Springs Air.....	192-199	Switches.....	491-493
Springs Air Interchange .....	195	<b>T</b> ail Pipes.....	619
Springs Leaf.....	206-209	Tanks Air .....	140-146
Stack Pipes .....	619	Tape Conspicuity .....	555
Stake Pocket .....	592	Tape Electrical.....	488
Starters .....	503-504	Tape Products .....	467
Steel Scuff.....	370	Tape Reflective .....	555
Steel Wearband .....	370	Tapits.....	373
Steel Wheels .....	181-183	Tarp Straps .....	591
Stemco Bearings.....	162	Tekonsha Products.....	52
Stemco Crewson Auto Slacks.....	64	Threshold Plate .....	372
Stemco Discover Seals.....	166	Threshold Plates Hyundai .....	415
Stemco Duroline Brake Shoes.....	76	Tie Rod Ends.....	632
Stemco Grit Guard Seals .....	165	Ties Cable .....	488
Stemco Guardian HP Seals.....	163	Timken Milemate Sets .....	161
Stemco Hubcap Components .....	172	Timken Wheel Bearings.....	161
Stemco Hubcaps.....	171	Tire Carriers.....	365
Stemco Hubodometers.....	175	Tire Chains.....	606
Stemco Kaiser King Pin Kits .....	632	Tire Lube .....	478
Stemco Motor Wheel Drums.....	155	Tire Size to Rim Size Chart .....	180
Stemco Pinion Seals .....	166	Tire Tools.....	190
Stemco Voyager Seals.....	164	Tire Valve Stems and Caps.....	191
Step Folding .....	365	Tiremaax Hendrickson.....	179
Stop Turn Tail Lights Grote .....	520-522	Todco Door Lube .....	321
Stop Turn Tail Lights Trucklite .....	523-527	Todco Load Bar Door Saver.....	329
Stow Away Gladhand holder .....	137	Todco Rollup Door Assemblies.....	322
Stow Away Holder.....	499	Todco Rollup Door Components .....	330
Straight Exhaust Tubing.....	619	Todco Rollup Door Panels .....	323

**The Part Number  
Index is at the Back  
of the Catalog.**



## TOPIC INDEX

Todco Rollup Door Schematics .....	324-328	Upper Couplers .....	583
Tool Boxes and Cab Guards .....	634	Utility and Work Lamps .....	531
Top Front Panel Hyundai .....	415	<b>V</b> Series Haldex Brake Shoes .....	77
Top Rails Hyundai .....	393-394	Valve Knobs .....	15
Top Side Rails Dorsey .....	396	Valve Stems and Caps Wheels .....	191
Top Side Rails Hyundai .....	393-394	Valves .....	11-28
Top Side Rails Morgan Body .....	396	Valves Hendrickson.....	273-274
Top Side Rails Strick.....	396	VanFastic Patches .....	411
Top Side Rails Trailmobile .....	395	Veeder-Root Hubodometers.....	176
Torx Bits.....	372	Velvac Air Cylinders .....	27
Tow Hooks.....	586	Vent Containers.....	462
Trailer Body Parts.....	366-422	Vents .....	365
Trailer Cable Bulk.....	485	Vista HP Brake Shoes.....	76
Trailer Flooring Laminted Hardwood.....	371	<b>W</b> alker Mufflers.....	615-616
Trailer Kingpins.....	583	Warning Lights .....	560
Trailer Side Skirt .....	599	Water Pumps.....	607
Trailmobile Bottom Side Rails .....	401	Wearband Scuff Aluminum .....	370
Trailmobile Cleaners.....	481	Wearband Steel.....	370
Trailmobile Corner Caps.....	382	Webb Drums .....	152-153
Trailmobile ICC Bumpers .....	421	Wheel Attaching Parts.....	184-186
Trailmobile K Brace .....	416	Wheel Bearings .....	161-162
Trailmobile Nose Posts .....	392	Wheel Chocks .....	603
Trailmobile Nose Rails.....	378	Wheel Cover .....	186
Trailmobile Paint.....	479	Wheel Dolly .....	629
Trailmobile Radius Panels.....	388	Wheel Guards.....	188
Trailmobile Roof Bows .....	408	Wheel Nut Indicators .....	189
Trailmobile Roof Bows .....	408	Wheel Nut Sockets.....	186
Trailmobile Side Posts.....	405	Wheel Seals.....	163-170
Trailmobile Suspension Parts.....	244	Wheel Skid Stopper .....	189
Trailmobile Swing Door Lock Rod Kit.....	350	Wheel Spacers .....	156
Trailmobile Top Side Rails.....	395	Wheel Spacers .....	188
Translucent Roof.....	368	Wheel Studs and Nuts .....	184-186
Translucent Roof Repair Kits.....	369	Wheel Tire Tools .....	190
Triangle Warning Kit .....	602	Wheels.....	181-183
Triseal Seals.....	170	Wheels to Tire Size Chart .....	180
Trucklite Compound NYK-77.....	553	Whiting Rollup Door Assemblies.....	331
Trucklite LED lighting.....	541-552	Whiting Rollup Door Components .....	335
Trucklite Pigtails Sockets and Plugs.....	518-519	Whiting Rollup Door Panels .....	334
Trucklite Receptacles .....	500	Whiting Rollup Door Schematics.....	332-333
Truss Head Nylon Drive Rivet.....	373	Wide Load Banners.....	602
TSE Spring Brakes .....	59	Winch Bars .....	588
Tube Bumper Chassis.....	455	Winch Straps .....	587
Tube Bumper SAF Holland.....	422	Winch Track.....	587
Tube Clamps.....	138	Winches.....	587
Tubing Air Brake.....	138	Windshield Washer Solvent .....	481
Tubing Flex Exhaust.....	623	Wing Brackets Landing Gear.....	316-318
Tubing Shrink.....	488	Winter Chemicals.....	477
Twist Lock Ball and Spring.....	454	Wiper Blades .....	627-628
Twist Lock Brackets .....	430	Wire Connectors .....	487-488
Twist Lock Handle Keepers .....	439-440	Wire Primary.....	486
Twist Lock Handles .....	431-438	Wire Track Single.....	414
Twist Lock Latches .....	441-446	Wiring Harness Kit.....	506
Twist Lock PinLock Assemblies.....	451-453	Wood Beam Socket.....	590
Twist Lock Pins.....	426-429	Work Lamps.....	531
Twist Lock Push Pins.....	447-448	<b>X</b> 30 Brake Drums .....	154
Twist Lock Slide Pins.....	449-450	<b>Z</b> erostart Products .....	613
<b>U</b> Joints .....	608-609		
U-bolt Kits .....	210-211		
Undercoating.....	473		
Unimount 16.5x7 drum listing .....	151		
Unloader Kits.....	3		

**The Part Number  
Index is at the Back  
of the Catalog.**




# BENDIX COMPRESSORS AND PARTS

## Bendix Compressor Nameplates

A nameplate is attached to the crankcase of all compressors. It displays the model, piece number (PC. NO.) and serial number (SER. NO.). When making reference to a particular compressor, use the piece number (PC. NO.) stamped on the nameplate.

The serial number is interpreted as follows: First is an alpha character (A through M, skipping the letter I) representing January through December. The next four characters are numbers representing the day of the month followed by the year (two digits for each). The sixth and last character represents the manufacturing plant. For example serial number H1212H indicates the product was manufactured on August 12, 2012 in the Huntington, Indiana facility.



## Bendix Compressor Engine Applications:

Flanges	Engines	Tu-Flo® 500	Tu-Flo®501	Tu-Flo®700	Tu-Flo®1400	Tu-Flo®550	Tu-Flo®750	BA-921®	BA-922®
	CAT3406	--	286546X	289349X	--	--	--	--	--
	CAT3406B	--	103274X	103278X	104583X	107509X	107508X	--	--
	CAT3408	--	286552X	--	--	--	--	--	--
	CAT3116	--	--	--	--	--	--	--	--
	CAT C11/C13	--	--	--	--	--	--	5014428X	5013058X
	CAT C15/C18	--	--	--	--	--	--	5012533X	5013059X
	MACK 6 CYL	284662X	286544X	289340X	--	107511X	--	--	--
MACK OTHER	--	286620X	--	104584	--	107510X	--	--	
	CAT3126	--	--	--	--	--	--	5010806X	--
	CAT C7 C9	--	--	--	--	--	--	5010806X	--
	CUMMINS NH, NTC, KT KTA SERIES ENGINES	284718X 284699X	286618X 286554X	289339RX	--	107506X	107507X	--	--
		DETROIT DIESEL	276962RX	286539X	289339RX	108779X	107513X	107512X	--
45° TILT		285252X	--	101158X	--	--	--	--	--
SERIES 60		--	286619X	106790X	--	107622X	107623X	--	--
	DETROIT DIESEL	--	--	--	--	--	--	--	5013695X
		INTERNATIONAL	--	--	--	--	5014144X	--	--
DT466		--	--	--	--	5004613X	5004614X	--	--
MT530		--	--	--	--	5014488X	5014489X	--	--
MT		--	--	--	--	5019320X	5019322X	--	--
I-6		--	--	--	--	5019321X	--	--	--



## BENDIX COMPRESSORS AND PARTS

### WHY A BENDIX REMANUFACTURED COMPRESSOR?

- All components are inspected and then replaced or remanufactured to the highest Bendix OEM manufacturing and product specifications, long the industry standard.
- All Bendix remanufactured compressors meet or exceed OE manufacturing functional, end-of-line test specifications.
- Bendix discards and replaces all wear components – o-rings, gaskets, piston rings, bearing inserts, sleeve bearings, unloader springs, seals, studs, lock washers, pipe fittings, inlet and discharge valves, inlet and discharge springs, wrist pin plugs and safety valves – with new components in all remanufactured compressors.
- During the remanufacturing process, genuine Bendix compressors are upgraded with the latest manufacturing methods, technologies and product enhancements, often making our remanufactured product better than the original.
- These upgrades are done even if the replaced compressor did not have the enhancement when new.

### Compressor Port Orientation



Tu-Flo<sup>®</sup> 550 for  
CUMMINS ISM,  
N14, M11  
**Part No. 107506X**



Tu-Flo<sup>®</sup> 550 for  
International V8  
pre-2004, T444E  
**Part No. 107514X**



Tu-Flo<sup>®</sup> 750 for  
CUMMINS ISM,  
N14, M11  
**Part No. 107507X**



Tu-Flo<sup>®</sup> 750 for CAT,  
3406, C10, C12,  
C15, C16. 2-1/2° tilt.  
**Part No. 107508X**



Tu-Flo<sup>®</sup> 550 for CAT  
3116, 3126, C7 Acert, C9 Acert  
Top Inlet unless noted, removable  
rear flange cover  
**Part No. 5011016X**



Tu-Flo<sup>®</sup> 550 for CAT,  
3406, C10, C12,  
C15, C16. 2-1/2° tilt.  
**Part No. 107509X**

Tu-Flo<sup>®</sup> 550 for CAT  
(rear end cover studs)  
3406, C10, C12, C15, C16  
**Part No. 5002984X**



BA-921<sup>®</sup> for CAT  
C15 Acert, C18 Acert  
40 tooth drive gear  
**Part No. 5012533X**



Tu-Flo<sup>®</sup> 750 for CAT  
3406, C10, C12, C15, C16  
(rear end cover studs)  
**Part No. 5002713X**

Tu-Flo<sup>®</sup> 750 for CAT  
3176, C15, C16  
**Part No. 5002983X**





**BENDIX COMPRESSORS AND PARTS**

Tu-Flo® 550 for International I-6 pre-2004 DT466, HT530  
**Part No. 5004613X**

Tu-Flo® 750 for International I-6 pre-2004, HT530  
**Part No. 5004614X**



NPT Ports



Tu-Flo® 550 for Detroit Diesel Series 60 non-EGR (69 tooth gear w/21 tooth spline)  
**Part No. 5004188X**

Tu-Flo® 750 for Detroit Diesel 3306 Series 60 non-EGR & Series 50 (69 tooth gear w/21 tooth spline)  
**Part No. 5004187X**



Tu-Flo® 750 for Mack Extended (Pre-1997)(\*Head contoured for special clearance application.)  
**Part No. 5002868X**



**UNLOADER KIT:**  
 Kit contains parts to install 3 piece unloader plungers in Tu-Flo compressors.  
**Part No. 279615N**



**UNLOADER KIT:**  
 BA-921 Compressor  
**Part No. K109119**

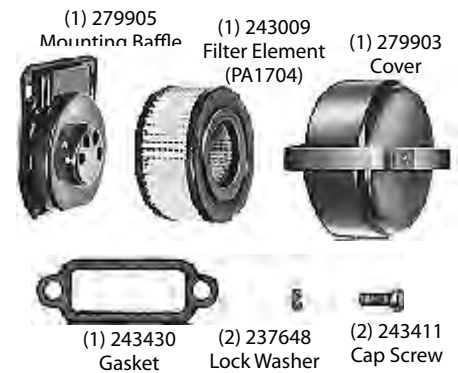
- 2 Cap Screws
- 1 Gasket
- 1 Balance Piston
- 1 Spring
- 1 O-ring Medium
- 1 Unloader piston
- 1 O-ring large
- 1 O-ring small
- 1 Molykote® Lube



Includes Installation Instructions

**AIR STRAINER:**  
 ALL TF except 300 Bendix compressors  
**Part No. 278500N**

Contents:----->



(Air Filter also is  
**Part No. PA1704)**

ST-4™ Safety Valve  
 250 psi. (2 pc)  
**Part No. 131081**



HEAD GASKET  
 550 / 750 Compressors  
**Part No. 5011623**



**UNLOADER KIT:**  
 TF-550 / TF-750 Compressors  
**Part No. 107515N**

- 1 Unloader Cover Gasket
- 2 Unloader Pistons
- 2 Unloader Springs
- 1 Lube Pack



Field Maintenance Kit  
**TF-550**  
**Part No. 107516N**



**Air Compressor Discharge Hose Assembly**



**Part No. 142552**  
 Length = 52 inches  
 Hose I.D. = 1/2 inch  
 Hose O.D. = 5/8 inch  
**Part No. 142572 (72 inches)**

**Air Compressor Discharge hose fitting**  
**Part No. 142110**

Designed for use with stainless steel braided discharge hose. All brass bodies with brass sleeves and steel nuts. 5/8" OD.





## HALDEX COMPRESSORS AND PARTS

### REMANUFACTURED HALDEX COMPRESSORS

#### Head Assembly

Rotate to match your inlet/outlet port needs;  
extra gasket included!

#### Unloader Assembly

Thru-the-head servicing.

Quick and easy way to restore to original performance!

#### Connecting Rod and Bearings

Robust design provides extended service life and  
eliminates connecting rod failures!



#### Cylinder Block

Water cooled to provide maximum life and performance.

#### Piston & Ring Assembly

Perfect balance of function and service life.  
Minimizes oil passing and life ending early  
failures due to piston and cylinder wear.

#### Main Bearing

Ball bearings ensure trouble-free life and smooth operation.

#### Part No. 3558045X

#### Holset

Cubic Feet Per Minute: 13.2

Model: Cummins SS296E Super Single Cylinder

Air Inlet: Left Air Outlet: Rear

Application/Notes:

NT Engine. Flange Mount. Engine Drive.

Water Cooled. Port orientation from rear.



#### Part No. 3558072X

#### Holset

Cubic Feet Per Minute: 13.2

Model: QE296 Quiet Economy Single Cylinder

Air Inlet: Left Air Outlet: Rear Spline: 11 Tooth

Application/Notes:

Cummins L10/N14. Iron Head/Cover.

Intake Valve Retainer. Flange Mount, Engine Drive, Water  
Cooled, Threaded Discharge Type.



#### Part No. 4127040087X

Cubic Feet Per Minute: 13.2

Model: Volvo D-12

Air Inlet: Top Air Outlet: Side Discharge

Application/Notes:

Water Cooling, Threaded Discharge Type.



#### Part No. 9111535100X

Cummins ISX - WABCO

Model: SS318

Straight Thread O-Ring = STOR

Application/Notes:

Bore Size: 85mm,

Cubic Feet per Minute: 18.7

Water Port: M18-1.5 STOR

Discharge Port: M27-2.0 STOR

Governor Port: M10-1.0 STOR



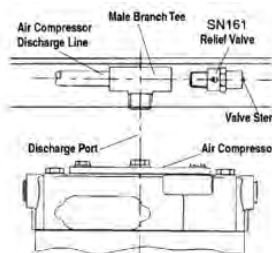
#### Part No. SN161

Compressor Service Kit.

Pressure relief valve.

Discharge line relief valve for air compressors.

Prevents air line failure due to excess pressure.



#### Part No. 9111535200X

Cummins L, M, N - WABCO

Model: SS318

Straight Thread O-Ring = STOR

Application/Notes:

Bore Size: 85mm,

Cubic Feet perMinute: 18.7

Water Port: 3/4" -16 STOR

Discharge Port: M27-2.0 STOR

Governor Port: M10-1.0 STOR



#### Part No. 9111535400X

MACK. Extended flange with gear,  
11 tooth, thru-drive.

Model: SS318

Straight Thread O-Ring = STOR

Application/Notes:

Bore Size: 85mm,

Cubic Feet perMinute: 18.7

Water Port: 3/8" NPT

Discharge Port: 1/2" NPT

Governor Port: 1/8"-27 NPT





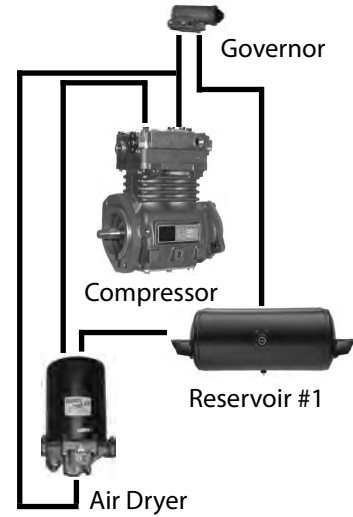
# BENDIX AIR DRYERS

## The primary duty of the air dryer

is to eliminate the moisture and dirt that would cause damage to valves and other system components. The air dryer removes these pollutants, providing dry air, free of contaminants that can cause premature failure of the air and brake system.

### BENDIX AD-9®

- More Desiccant Works Longer
- Compact Size Saves Space
- Remanufactured Exchange



New No.	Reman Exch. No.	PurgeVolume	PurgeValve	Port Size	Heater
065225	109685X	Standard	Hard	1/2"	12V / 75W
065226	109687X	Standard	Hard	3/4"	12V / 75W
800243	--	Standard	Hard	3/4"	24V / 100W
065650	109689X	Standard	Soft	1/2"	12V / 75W
065651	109690X	Standard	Soft	3/4"	12V / 75W
065652	109691X	Extended	Soft	3/4"	24V / 75W
065499	--	Standard	DLU	1/2"	12V / 75W
065605	--	Standard	DLU	3/4"	24V / 75W
065647	--	Standard	Soft	1/2"	12V / 75W Drop In*
065243	5000205X	Extended	Hard	1/2"	12V / 75W
065228	065228RX	Extended	Hard	3/4"	12V / 75W
800686	--	Extended	Hard	1/2"	24V / 75W
065227	109688X	Extended	Hard	3/4"	24V / 75W



\*For use with Holset series QE Compressors only.

### NEW UNIT (Includes Brackets) Part Number 065225

Part Number 065225PG (Includes Brackets and PuraGuard® filter)



### REMAN UNITS

Part Number 109685X (Dryer Only)



Part Number 5009378X (Reman includes brackets)



Part Number 5009378PGX (PuraGuard®)

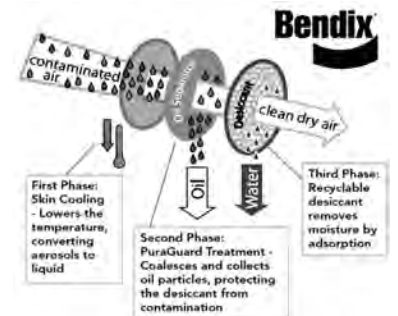
## BENDIX® PuraGuard® Oil

### Coalescing air dryer identification:

Current production air dryers with the Bendix PuraGuard have one or more of these identifiers.

-Early production may not include either of these and are only identified by part number:-

- Medallion** - located on the top of the air dryer.
- Label or imprint** location on the side of the air dryer cartridge.





**BENDIX AD-9™ AIR DRYER**

**BENDIX AD-9® Maintenance Kits and Service Parts**

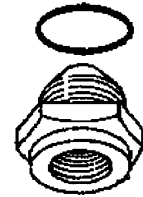


**Part No. Description**



**Check Valve Kits**

- 107800N** Check Valve Kit 1/2" (Old Style End Cover Only)
- 107799** Check Valve Kit 3/4" (Old Style End Cover Only)



**Desiccant Cartridge Kits**

- K092641** Desiccant Cartridge Stabilizer Kit (Cartridge Not Included)
- 107794X** Reman Exchange IF PuraGuard®, replace with same!
- 107796** Service New
- 107796PG** Bendix® PuraGuard® Oil Coalescing Cartridge - Service New
- 107794PGX** Bendix® PuraGuard® Oil Coalescing Cartridge - Reman Exchange



**Part No. 107794X**  
Desiccant Cartridge Kit

**Purge Valve Kits**

- 5004479** Hard Seat Purge Valve Kit 12V-75W
- 5004480** Hard Seat Purge Valve Kit 24V-75W
- 5004381** Hard Seat Purge Valve Kit 24V-100W
- 5005037** Hard Seat Purge Valve Maintenance Kit
- 800405** Soft Seat Purge Valve Kit 12V-75W
- 5004338** Soft Seat Purge Valve Kit 24V-75W
- 5005893** Soft Seat Purge Valve Maintenance Kit
- 5004339** DLU Purge Valve Kit 12V-75W
- 5004340** DLU Purge Valve Kit 24V-75W
- 5004341X** Reman. Soft Seat Purge Valve Assembly Kit 12V-75W
- 5004342X** Reman. Soft Seat Purge Valve Assembly Kit 24V-75W

**Part No. 5005037**



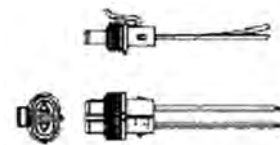
**Note:**  
Old and new purge valve assemblies are interchangeable in all AD-9 air dryers.



**Part No. 5004341X**

**Heater Kits**

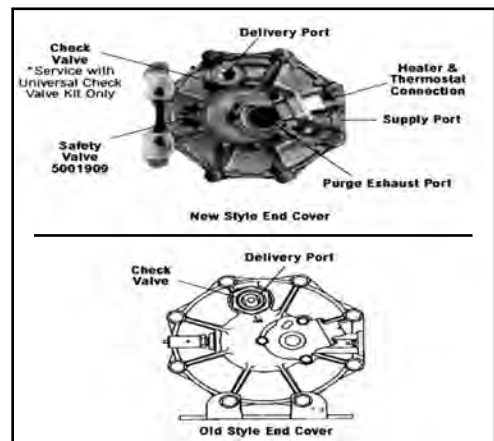
- 109578** Heater & Thermostat Kit 12V-75W
- 109579** Heater & Thermostat Kit 24V-75W
- 5002595** Heater & Thermostat Kit 24V-100W
- 109871N** Wiring Harness Electrical Splicing Kit



**Part No. 109871N**

**Miscellaneous Kits**

- 107695** Bracket Kit
- 5003838** Exhaust Cover Kit - Bendix® AD-9® Air Dryer Only
- K021189** Silencer Kit
- 113209** Universal Mounting Plate
- K041395** Universal Check Valve Kit







**BENDIX AIR DRYERS - AD-2® / AD-SP® / AD-IP®**

**AD-2 - Desiccant type**  
Reman. 12 volt  
60 watt heater  
1/2" inlet / outlet  
**Part No. 286934RX**




**BENDIX REPAIR KITS for AD-2 AIR DRYER**

- 102657N Thermostat Kit**  
Includes Thermostat, gasket and "O" ring.
- 287053N Purge Valve Replacement Kit**  
Includes purge valve, diaphragm, boot and "O" rings
- 101900X Desiccant cartridge**
- 286875RX End cover assy. -12v.**
- 286876RX End cover assy.-24v.**

**BENDIX AD-SP®**

**Maintenance Kits and Service Parts**

- 5008414** Desiccant Cartridge Kit
- 5008414PG** Bendix® PuraGuard® Oil Coalescing Cartridge Kit
- 109995** Purge Valve Kit
- 5005624** Check Valve Kit *IF PuraGuard®, replace with same!*
- 5001201** Mounting Bolt Kit
- K021189** Silencer Kit
- 109993** Turbo Cut-off Kit
- 109495** Heater & Thermostat Kit - 12V
- 109496** Heater & Thermostat Kit - 24V
- 109871N** Wire Harness & Splice Kit




**AD-SP - NEW OUTRIGHT -12V 90W** Part No. 800887  
**AD-SP - NEW OUTRIGHT -24V 90W** Part No. 800972  
12 & 24 volt AD-SP air dryers are identified by connector color – White = 12v, Gray = 24v

**BENDIX AD-IP®**

**Maintenance Kits and Service Parts**

- 109498** Cartridge Bolt Kit
- 065624** Desiccant Cartridge Service New
- 109493X** Desiccant Cartridge Remanufactured
- 065624PG** PuraGuard® Coalescing Cartridge Kit - New
- 109493PGX** PuraGuard® Coalescing Cartridge Kit - Reman
- 109494** Delivery Check Valve Kit *IF PuraGuard®, replace with same!*
- 5011327** Exhaust Cover Kit *replace with same!*
- 5012561N** Extended Purge Kit 3/8" U-Bolt; 90in3 Reservoir
- 5008972N** Extended Purge Kit 3/8" U-Bolt; 288in3 Reservoir
- 5005309N** Extended Purge Kit 1/2" U-Bolt; 90in3 Reservoir
- 109495** 12 Volt Heater & Thermostat Kit
- 109496** 24 Volt Heater & Thermostat Kit
- 5001247** Mounting Bracket Kit
- K021189** Silencer Kit
- 109871N** Wiring Harness & Splicing Kit



New Part No.	Reman. Part No.	AD-IP® Volts-Watts	12 & 24 volt AD-IP air dryers are identified by connector color – White = 12v, Gray = 24v
<b>065612</b>	<b>109477X</b>	12V - 90W	
<b>065613</b>	<b>109478X</b>	24V - 90W	



**BENDIX AIR DRYERS - AD-IS®**

**BENDIX AD-IS®  
Maintenance Kits and Service Parts**

**5008414** Desiccant Cartridge Kit

**5004049** Governor and Check Valve Kit


**109495** Heater and Thermostat kit (12v)

**5003547** Purge Valve Maintenance kit

**K022105** Purge Valve replacement kit

**109871N** Wiring Harness and Splice kit

(Can not sub other governors)



Bendix AD-IS® Air Dryer Spin on Cartridge, DRM™ model. 12 volt, 103 PSI, 1/4" NPT port. <b>Part No. 800383 (New Outright)</b>	Bendix AD-IS® Air Dryer Spin on Cartridge 12 volt, 103 PSI, 1/4" NPT port. <b>Part No. 801266 (New Outright)</b> <b>Part No. 5010696X (Reman)</b>
---	--

**BENDIX® PuraGuard® Oil Coalescing cartridge part numbers**



**5008414PG**

NEW - for AD-IS®, AD-SP®, AD-RP®



**065624PG** NEW - for AD-IP®

**109493PGX** Reman - for AD-IP®



**107796PG** NEW - for AD-9®

**107794PGX** Reman - for AD-9®

**BENDIX® PuraGuard® Oil Coalescing air dryer identification:**

Current production air dryers with the Bendix PuraGuard have one or more of these identifiers. -Early production may not include either of these and are only identified by part number-:

**Medallion** - located on the top of the air dryer.

**Label or imprint** location on the side of the air dryer cartridge.





### HALDEX AIR DRYERS & REPLACEMENT PARTS

**•PURest™ Air Dryer•**

**Part No. DA34100** Outright  
• Multi-Treatment Cartridge employs 5 stages of cleaning to ensure a dry air system.  
• Universal Mounting bracket makes change overs easy.  
• Built in heater prevents freezing and damage to the dryer.  
**MTC Multi-Treatment Cartridge•**  
**Part No. DQ6050** (PURest™)



**•Air Dryer Cartridge for AD-9**  
**Part No. M107794X**

**•Air Dryer Cartridge for AD-IP**  
**Part No. M109493X**

**•Part No. M109689X** Exchange.  
(AD9 replacement.)  
Reman air dryer from Haldex with soft seat.

**•Part No. M109477X** Exchange.  
(AD-IP replacement.)  
Reman air dryer from Haldex with soft seat.

**•Part No. M955205X** Exchange.  
(Meritor 1200 series replacement.)  
Reman air dryer from Haldex.  
Lightweight, replaceable spin-on cartridge.

**Desiccant Cartridge Kit**  
For Turbo-2000 & HD-2000 Air Dryer  
**Part No. CART224**



**•Pure Air Plus™ • "Like-Nu"**

**Part No. DA33100X** Exchange.  
With spin on desiccant cartridge.  
Coalescing filter for exceptional oil and contaminant removal. 12V.  
**Desiccant Kit; Part No. DQ6026**  
Includes: Desiccant Cartridge, Coalescing Filter, Relief Valve, and Purge Shield.



### MERITOR AIR DRYERS & REPLACEMENT PARTS

**Part No. R955205 (S4324130010)**  
12V/100 Watt heater, with integral turbo cut-off valve, and mounting bracket.  
Integral regeneration valve eliminates need for purge tank.



**MERITOR WABCO**  
**SYSTEM SAVER 1200**

**Part No. R950011**  
Desiccant Cartridge 1000 and 1200 System Saver Series.

**Part No. R950068**  
Coalescing version of System Saver 1200 desiccant cartridge. Improves oil separation.

**Part No. R950069**  
Coalescing version of System Saver 1800 desiccant cartridge. Improves oil separation.



**Part No. R950013**  
**Turbo Cutoff Kit**  
Includes, Plug, retainer ring, cover, o-ring, compression spring, piston, lip seal and grease pak.



**Part No. R950015**  
**Heater Service Kit**  
Includes, 2 mounting screws, wiring connector, O-ring, Wire, heater, thermostat, plastic retainer & retainer screw.



**Part No. R955300**  
System Saver 1200P. 12 volt.

**Part No. R950014**  
**Purge Valve Kit B**  
Includes, O-Ring, Washer, Piston O-Ring, Piston Seat, Piston, Shims, Compression Spring, O-Ring, Valve head, and Retainer Ring.



**Part No. R950017**  
**Outlet Check Valve Kit**  
Includes, Check valve, O-ring, compression spring washer, retainer ring, grease pak.



### SKF AIR DRYERS & REPLACEMENT PARTS

**Part No. CR620502**  
12V/75 Watt heater.  
This model includes an internal valve system that provides full turbo boost protection and an internal feedback feature required for the Cummins/Holset QE and E-Type compressors.



**Desiccant Cartridge Kit**  
For Turbo-2000 & HD-2000 Air Dryers  
**Part No. CRT224**



**REPLACEMENT KITS:**  
**Part No. CR223** - Regeneration Valve Kit  
**Part No. CR228** - Turbo Valve Kit  
**Part No. CR235** - Purge Valve Kit  
**Part No. CR238** - Check Valve Kit  
**Part No. CR248** - Heater Kit, Turbo 2000 Early Model  
**Part No. CR619110** - Heater Kit, Turbo 2000 Late Model  
**Part No. CR610024** - Safety Valve, Turbo 2000





## FLEETCRAFT AIR DRYER AND PARTS

### Fleetcraft Air Dryer

With integral turbo cut-off valve, no need for purge tank. Includes mounting bracket.

**Part No. FC955205**



### Air Dryer Cartridge

**Part No. FC950011**



## GOVERNORS

### FLEETCRAFT GOVERNOR

Features ball check design with filtered ports. Can be mounted at a remote location or directly to compressor. Preset to open at 120 PSI, close at 100 PSI. Can be Adjusted. Includes: 4 pipe plugs, mounting gasket and instructions. New, outright.

**Part No. FC18530**



### Bendix D-2 Governor

Remanufactured. No Core. For mounting to the compressor or mounted remotely. Pressure range 100 - 120 PSI. 5" overall height. 1/8" NPT ports. Sold outright. **Part No. OR275491X** **Part No. OR284358X** (105-125 PSI, waterproof cover) **Part No. 275491N (NEW)**



**Part No. 236577N**  
Governor Gasket



### Bendix D-2A™ Governor

Pressure range 105 - 130 P.S.I. Non-Adjustable. With breather. Sold outright. **Part No. 800361**



### Bendix D-2A™ Governor

Pressure range 105 - 130 P.S.I. With breather. Cut in / Cut out. With gasket & plugs. Sold outright. **Part No. 5010669N**



### Haldex Piston-Type Governor

Operates in conjunction with the compressor unloading mechanism. Automatically controls the air pressure in the air supply system between the desired predetermined maximum and minimum pressures. Direct compressor or remote mount. 1/8-27 NPT ports. 105-125 P.S.I.

**Part No. KN18530 (NEW)**



### ALCOHOL EVAPORATOR

An automatic vaporizing device for keeping air lines and air reservoir free of ice. Bracket Mount. •Easy to install •Pressure protected •Holds 40 oz. of methyl alcohol. •1/2" NPTF Ports **Part No. A72420**



## PRESSURE RELIEF (SAFETY) VALVES

### ST-3 SAFETY VALVE

75PSI Pressure setting, 1/4" port. **Part No. 285850**



### Safety Valve Kit ST-4


The ST-4 Safety Valve is installed in the extra compressor discharge port, if available, or the discharge line to prevent compressor damage in the event of discharge line blockage. Because of this a standard safety valve may not be used. 250 psi. **Part No. 131081** 1/2-14 NPT **Part No. 801116** 7/8-14. UNF-2A



### SAFETY VALVE

Protects against excessive pressure in the air system. Installs in the supply reservoir. Factory set at 150 PSI. Can be adjusted. Automatically closes after excess pressure is released to atmosphere. 1/4" PT.

**(A) Part No. 205105N**  
**(B) Part No. 284142N**  
**(B) Part No. 285849N (175 psi)**





### PRESSURE PROTECTION VALVES - HALDEX

#### PRESSURE PROTECTION VALVE

Used to protect air brake system from accessory failure. Nonadjustable. 1/4" NPTF inlet port, 1/4" NPTF outlet port.



Part No.	Operating PSI	
	Open	Closed
90555396	70	65
90555398	95	90

#### PRESSURE PROTECTION VALVE with one way check valve

Used to protect air brake system from accessory failure. Nonadjustable. ALL Ports 1/4".



Part No.	Operating PSI	
	Open	Closed
90555396	70	65

#### Part Number 90554107


#### Pressure Protection Valve

Protects the air brake system in the event of a leak or failure within the air suspension system. A replaceable filter minimizes contaminants and other debris from entering other air system accessories.

All Ports: 1/4" NPT  
Closing Pressure: 70 PSIG  
Opening Pressure: 75 PSIG minimum

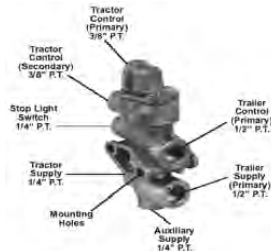


#### TRACTOR PROTECTION VALVE Part No. KN34110X




### PRESSURE PROTECTION VALVES - BENDIX

#### TP-3DC TRACTOR PROTECTION VALVE Part No. 065706



#### TP-5™ TRACTOR PROTECTION VALVE Part No. 288605N



#### LP-3™ LOW PRESSURE INDICATOR

Part No. 276599N Double, 1/4" thread, P.S.I. 30 +/- 3  
Part No. 279416N Single, 1/4" thread, P.S.I. 60 +/- 6  
Part No. 289397N Single, 1/8" thread, P.S.I. 75 +/- 6



#### PRESSURE PROTECTION VALVE Part No. 032216

Part No. 032216 3/8" inlet / 3/8" outlet, P.S.I. 55 opening P.S.I. 45 closing  
Part No. 032218 1/2" inlet / 3/8" outlet, P.S.I. 55 opening P.S.I. 45 closing



#### PRESSURE PROTECTION VALVE TYPE PR-4

Closes at a preset pressure. Factory set at 85 PSI. Many different applications. Can be used to protect one reservoir system from another if a reservoir system failure occurs. Nonadjustable. 1/4" PT supply and delivery ports. Part No. 286500N



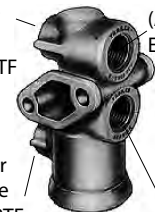
#### PRESSURE PROTECTION VALVE; TYPE PR-2

Closes at a preset pressure. Factory set at 65 PSI. Can be used to protect one reservoir system from another if a reservoir system failure occurs. 1/4" PT supply and delivery ports. Part No. 277147N



#### TP-3 TRACTOR/TRAILER PROTECTION VALVE

Part No. 279000N A 1/2" B 1/2"  
Tractor Emerg. 1/4" NPTF (A) Trailer Emerg. NPTF  
Tractor Service 3/8" NPTF (B) Trailer Service NPTF



### PRESSURE PROTECTION VALVES - SEALCO

#### PRESSURE CONTROL VALVE

Pressure setting from 0 psi to reservoir pressure. 1/4" NPTF inlet and outlet. 1/4" NPTF exhaust Part No. 5400



#### PRESSURE PROTECTION VALVE

3/8" NPTF Inlet, 3/8" NPTF Outlet 2" height Operating P.S.I. : 75 open, 70 closed Part No. 110257



#### PRESSURE PROTECTION VALVE 3/8" NPTF Inlet and Outlet 2-9/16" tall

Normal closing pressure Part No. 140270 3/8" - 60 psi 140280 3/8" - 70 psi 140380 1/4" - 70 psi 140390 1/4" - 80 psi





## CHECK VALVES

### SC-3™ SINGLE CHECK VALVES

Part No.	A	B
800370	1/2"	1/2"
800372	1/2"	1/2"
800373	3/8"	3/8"
800375	1/4"	1/4"
800376	1/2"	1/2"



Part No. 800376



Part No. 800370



Part No. 800372 / 3 / 5

### DC-4

#### DOUBLE CHECK VALVE

All Ports: 3/8" NPTF  
"B" Hole: 11/32" Dia.

Part No. 278614N



### DS-2™

**DOUBLE CHECK VALVE with STOP LIGHT SWITCH**  
Part No. 286452N  
Ports 3/8"



### DC-4

#### DOUBLE CHECK VALVE

All Ports: 1/4" NPTF  
"B" Hole: 11/32" Dia.

Part No. 278615N



### DC-4

#### DOUBLE CHECK VALVE

All Ports: 3/8" NPTF

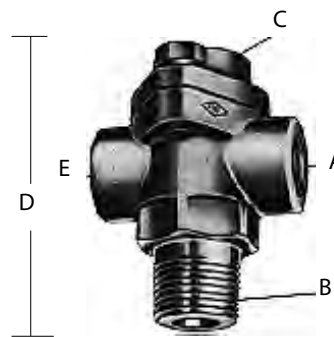
Part No. 280809N



### DC-4 DOUBLE CHECK VALVE

Part No.	A	B	C	D	E
278598N	3/8" PT	3/8" PT	1/4"	2.75"	3/8"

The double check valve is used when a single function or component must be controlled by either of two valves. The double check valve permits either, but not both control valves to operate the device connected to its outlet port.



### TWO WAY CHECK VALVE


(Diaphragm Type)

Mount in any position  
Use in place of ball or shuttle types

Used when two inputs must become one input.


Inlet B: 3/8"  
Inlet D: 3/8"  
Outlet C: 3/8"

Part No. KN25060



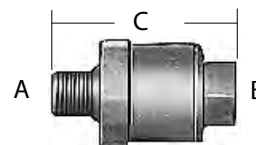
### SINGLE CHECK VALVE

Part No.	TYPE	A	B	C
KN23000	A	1/2" PT	1/2" PT	2.46"
KN23010	A	3/8" PT	3/8" PT	2.47"



### ONE WAY CHECK VALVE

Part No.	A	B	C
90554679	1/2" PT	1/2" PT	2 13/16"



## TR-3™ INVERSION VALVES

**NOTE: With common control & supply pressure inlet opens at "A" P.S.I. descending pressure and exhaust opens at "B" P.S.I. ascending pressure.**

Part No. 280758N A= 45 psi, B= 60 psi

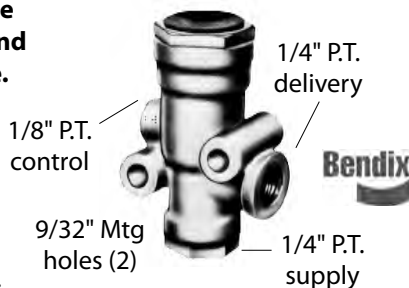
Part No. 281459N A= 25 psi, B= 40 psi

Part No. 101450N A= 25 psi, B= 40 psi

101450N is a special-duty bus application.

OR280758X is also available.

OR277340X TR-2 Inversion valve is also available.



### INVERSION VALVE

Part No. KN28030X  
Ports 1/4"





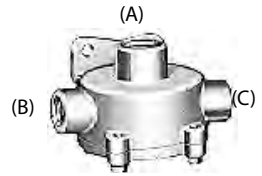
**QUICK RELEASE VALVES**

Part No.	Ports	
	Supp	Del
1032005	3/8"	3/8"
1032011	1/2"	3/8"



**Aluminum Die Cast Body**  
**Supply/Delivery**  
**Differential 0 PSI**

Part No.	Cracking Pressure	Port Size (NPTF)		
		(A)	(B)	(C)
2000D1/2	0-1PSI	1/2"	3/8"	3/8"
2000D3/8	0-1PSI	3/8"	1/4"	1/4"



*Sealco*

**QUICK RELEASE VALVE**

Part No.	Inlet Port	Delivery Ports	Differential PSI




**Haldex**

**QUICK RELEASE VALVE with 2-WAY CHECK**

Part No.	Control Ports	Delivery Ports

Used in spring brake control circuits to prevent compounding on trucks and tractors. Replaces two valves with one. The diaphragm and disk are oil resistant for longer life. 1.50" mounting centers.



**QUICK RELEASE VALVES -**

Used wherever a quick release function is required in the air brake system. Aids in meeting FMVSS 121 timing requirements.

**Bendix**

Part No.	Inlet Port	Delivery Ports	Differential PSI
K049776	1/2"	3/8"	0
K049777	3/8"	3/8"	0



**QRN** - Lightweight, nonmetallic. Mounting holes 11/32" diameter on 1 1/2" centers.



**Bendix**

Part No.	Delivery	Supply	Supp/Delivery Differential
			Del. (PSI)
802745	3/8" PT	1/2" PT	1 Max.
802743	3/8" PT	3/8" PT	1 Max.
802741	3/8" PT	3/8" PT	5-8

**QR-1C**

**- With Double Check Valve**

A dual function valve. Serves the spring brake chambers as a QR valve; the double check valve prevents a service and emergency brake application from occurring at the same time.



Part No.	Supply	Delivery
289182N	1/4"	1/4"
289714N	1/4"	3/8"

OR289714X also available.

**Bendix**

**QR-L INLINE QUICK RELEASE VALVE**

**Part No. 800332**  
 Supply / Delivery ports are 3/8 and 1/2" Frame or bracket mount..



**QR-L INLINE QUICK RELEASE VALVE**

**Part No. 800333**  
 Supply / Delivery ports are both 1/2" Direct mount, in-line.



**QR-1**

**Part No. 229859N**  
 Supply Ports: 3/8"  
 Delivery Ports: 3/8"  
 Mounting holes on 1 1/2" centers.  
 Crack Pressure:0 psi.

**QR-1**

**Part No. 229860N**  
 Supply Ports: 1/2"  
 Delivery Ports: 3/8"  
 Mounting holes on 1 1/2" centers.  
 Crack Pressure:0 psi.

**QR-1**

**Part No. 288251N**  
 Supply Ports: 3/8"  
 Delivery Ports: 3/8"  
 Mounting holes on 1 1/2" centers.  
 Crack Pressure:0 psi.  
 Has 3/8" exhaust port.



These also available as Outright Reman. (OR229859X, OR229860X)-No Core. OR229505X and OR229813X also available.

**Bendix**

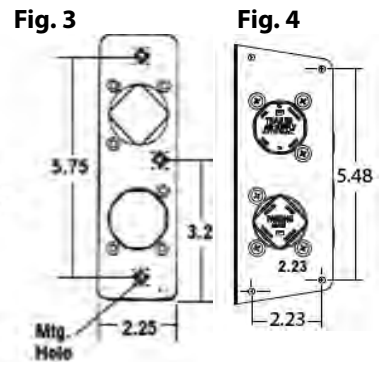
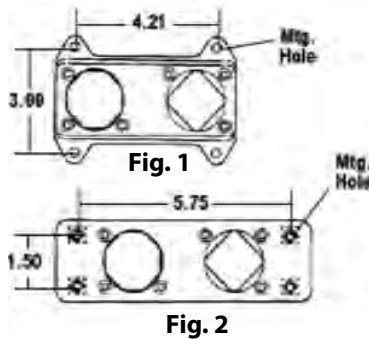
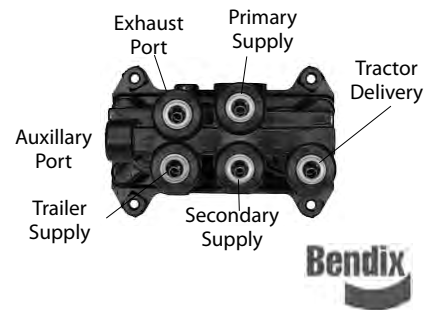



## CONTROL VALVE MODULES

### MV-3 CONTROL MODULE

An integrated control assembly for control panel mounting in tractor. It provides all the federal legal requirements for trailer air supply and parking brake control and permits the tractor parking brakes to be applied while air is supplied to the trailer. Six 1/4" ports. Nonmetallic. Different mounting separates styles.

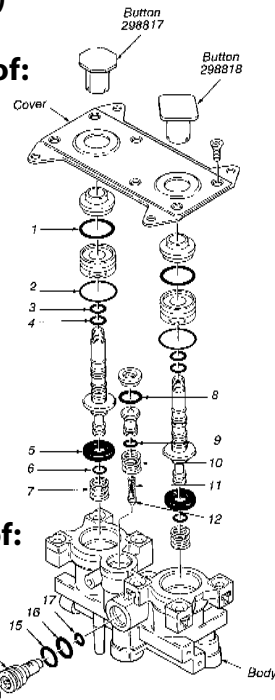
- Part No. 800257** - Fig. 1, .27 Push in fittings.
- Part No. 800259** - Fig. 3, 1/4-20 Push in fittings.
- Part No. 800516** - Fig. 1, .27
- Part No. 800517** - Fig. 2
- Part No. 800518** - Fig.1, 1/8" Aux. Port.
- Part No. 800519** - Fig. 1, 1/8" Exh. Port.
- Part No. 800521** - Fig. 3, 1/4-20.
- Part No. 800523** - Fig. 1, #10-24
- Part No. 800573** - Fig. 1, 1/4-20.
- Part No. 800622** - Fig. 1 M6x1 6H Push in fittings.
- Part No. 800631** - Fig. 4 .20 Push in fittings.



### MV-3 MODULE (OLD STYLE) MAINTENANCE KITS

#### Part No. 107216 - Consists of:

KEY		
No.	QTY	DESCRIPTION
1	2	O-RING
2	2	O-RING
3	2	O-RING
4	2	O-RING
5	2	EXHAUST SEAL
6	2	O-RING
7	2	PLUNGER SPRING
8	1	O-RING
9	1	O-RING
10	1	OVERRIDE SPRING
11	1	SPRING
12	1	CHECK VALVE




#### Part No. 107217 - Consists of:

No.	QTY.	DESCRIPTION
13	1	RETAINING RING
14	1	SHUTTLE VALVE
15	1	O-RING
16	1	O-RING
17	1	O-RING

### MV-2 CONTROL MODULE

An integrated control assembly for control panel mounting in tractor. Permits the tractor parking brakes to be applied while air is supplied to the trailer. Six 1/4" ports. Nonmetallic.

**Part No. K095875**



### MV-3 MODULE MAINTENANCE KIT Part No. 5002741



### PP-DC CONTROL VALVES

- Part No. 065661**  
Mounting Hole 1/4"-20 THD.  
Port Type - Push to connect with 3/8" tubing.
- Part No. 800034**  
Mounting Hole .27 Dia.  
Port Type - NPT with 1/4" tubing.
- Part No. 800142**  
Mounting Hole 1/4"-20 THD.  
Port Type - NPT with 1/4" tubing.



### BUTTON COVER - FOR MV-3 / PP-DC Part No. 801526 (Cover Only)



### MANIFOLD DASH VALVE

- Engineering Grade Composite (EGC) - One Piece Housing.
- Ports have molded identification. Completely serviceable.
- 2 Spools. All ports 1/4" NPTF. Red and Yellow knobs included.
- Part No. KN20615**
- Part No. KN20607 (3/8" ports)**







## PUSH PULL VALVES

### PUSH PULL CONTROL VALVE

#### PP-5 (w/pilot air release)

A pressure sensitive on-off control commonly used with vehicle torque converter system, engine speed control, and some parking brake systems.

Automatic release pressure 40 PSI.

1/8" supply, 1/8" delivery and exhaust, all NPTF.

**Part No. 281946N**



### PUSH PULL CONTROL VALVE PP-1

A pressure sensitive on-off control usually used to control parking and emergency brakes. 1/8" supply, 1/4" delivery and exhaust, all NPTF.

**Part No. Auto Pressure Release**

**276566N** 20 PSI

**287417X** 30 PSI

**284726N** 35 PSI

**276567N** 40 PSI

Also available as OR276566X / 567X

**239357N** 7/8 hex nut



### Push-Pull Control Valve Trailer Supply Valve PP-7

Automatic release pressure 40 PSI. 1/4" del.

1/8" control and supply.

**Part No. OR288239X**

**Part No. 106113 (Basic)**

**Part No. OR288241X (1/4" exhaust)**



### PUSH-PULL STYLE VALVE

Controls parking /emergency brakes.

Pop pressure: 35±10 PSI.

7/8" mounting hole required.

Knob included.

Made of Engineering

Grade Composite.

All ports 1/8" NPTF.

**Part No.**

**KN20021**



### PUSH-PULL VALVE

#### 2-way

Bulkhead mount, fits 5/8" dashboard hole.

All ports 1/4".

Made of aluminum.

**Part No. A83034**



### PUSH-PULL STYLE VALVE

Controls tractor protection.

Made of Engineering

Grade Composite.

Exhaust / Delivery ports:

1/4"-18 NPTF.

Supply / Control ports: Supply

1/8"-27 NPTF.

Pop Pressure: 35 PSI.

7/8" mounting hole required.

**Part No. KN20025**



### PUSH-PULL STYLE VALVE

Panel mount.

Made of EGC plastic.

All ports 1/4" NPTF.

Pop pressure

25-35 P.S.I.

**Part No. KN20031**



### HAND CONTROL VALVE

Pull-push with Automatic Shut-Off.

Shut-off 30±5 PSI. 1/4" outlet

and inlet, 1/8" exh.

Includes knob/nameplate.

**Part No. 99600B**



### HAND CONTROL VALVE Park Brake release.

Manual Pull-push with

2-hole mounting.

All 1/4" NPT port sizes

Used outside on dollies

and trailers.

Includes knob/nameplate.

**Part No.17600B**



# Sealco

## KNOBS FOR PUSH-PULL VALVES



**Pin type.**  
RCCC red.  
Pin included.  
**Part No.**  
**KN20900**



**Pin type.**  
RCCC yellow.  
Pin included.  
**Part No.**  
**KN20901**



**Pin type.**  
RCCC blue.  
Pin included.  
**Part No.**  
**KN20902**



**Pin type.**  
RCCC yellow.  
Pin included.  
**Part No.**  
**KN20903**



**Threaded type.**  
RCCC yellow.  
Pin included.  
**Part No.**  
**12509**



**Threaded type.**  
RCCC red.  
Pin included.  
**Part No.**  
**12501**

**Red Threaded Knob Yellow Threaded Knob**

**Part No.**  
**298817N**



**Part No.**  
**298818N**



All knobs made of Engineering Grade Composite.  
Threaded knobs have 1/4-20 threads.



**LEVER STYLE VALVES / TRAILER BRAKE CONTROL VALVES**

**TW-3 LEVER TYPE CONTROL VALVE**

Used in parking and emergency brake systems. 1/4" supply and delivery ports.  
**Part No. OR283040X**




**TW-1 CONTROL VALVE**

Two position steel valve with chrome handle. All ports 1/8" NPTF. Dial plate not included.  
**Part No. 229635N**  
 (also as Outright Reman-no core)



**LEVER CONTROL VALVE**

All ports 1/8" NPTF Complete with face plate.  
**Part No. 21600**



**LEVER STYLE VALVES / TRAILER BRAKE CONTROL VALVES - HALDEX**

**TRAILER BRAKE CONTROL VALVE**

External steering column mount Handle applies 70° maximum. Chrome handle. All ports 1/4" NPT  
**Holding Type: Part No. KN20561**



**TRAILER BRAKE CONTROL VALVE**

In column mount. Made of Engineering Grade Composite. Handle applies 50° maximum. Handle and knob not supplied. All 1/4" ports.  
**Holding Type: Part No. KN20541**



**DOUBLE FLIPPER STYLE VALVES**

Panel mount, directional air control valve. May be used for control of push-pull air cylinders or various other air operated devices. Supply ports 1/4" NPT Delivery ports 1/8" NPT

**PART No. APPLY/RELEASE POSITIONS**  
**KN20080** 3 position, manual release.  
**KN20090** 3 position, automatic release



**FLIPPER STYLE VALVE**

Panel mount. On-off nonautomatic two position valve. Made of Engineering Grade Composite. All Ports 1/8". Mounting holes on 1.5" centers.  
**Part No. KN20001**



**TRAILER EMERGENCY VALVE / SV-1 SYNCHRONIZING VALVES**

**TEV Valve Provides Spring Brake Priority**

-Retains the ability of the driver to repeatedly apply and release the Parking/Emergency Brakes even with a damaged tank.  
**Part No. 51301**



**STEV Valve Provides Spring Brake Priority**


-Assures that the trailer parking brakes will not release before there is sufficient air pressure in the reservoir to apply service brakes.  
**Part No. 51321**



**SV-1 SYNCHRONIZING VALVE**

A pneumatic control valve. Controls air from remote air supply other than control air supply. All threads NPTF.

Exhaust Part No.	Open Inlet PSI	Open PSI
278825N	42	28
282472N	21	11



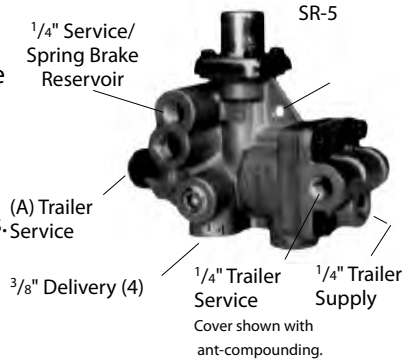


### SPRING BRAKE CONTROL VALVES - BENDIX

#### SR-5 TRAILER SPRING BRAKE VALVE

Die-cast aluminum, reservoir mounted valve that controls up to four spring brake actuators during parking or emergency applications. All threads NPTF.

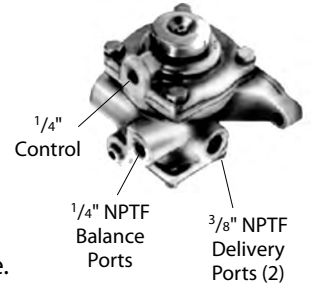
**Anti-Compounding:**  
**Part No. 065437**  
**Part No. OR109615X**  
**Part No. OR109617X**  
**Part No. K033221**



#### R-7 MODULATING VALVE

Usually found on vehicles with dual air brake systems, the R-7 modulates the spring brakes thru the application of the foot brake valve in the event of loss of rear axle service brake pressure. Spring brake pressure is limited to 0-95PSI by the R-7.

**Part No. 103081N**  
**Part No. OR103081X**



#### SR-1™ SPRING BRAKE VALVE

**Part No. OR286364X**  
**Part No. 286364N**

1/4" PT ports.  
55 psi reservoir trip pressure.  
**Part No. OR288063X**  
1/4" PT ports.  
30 psi reservoir trip pressure.



#### SR-2™ TRAILER SPRING BRAKE VALVE

**Part No. OR103061X**  
1/2" PT Male connector port.  
With anti-compounding.  
**Part No. OR287376X**  
3/4" PT Male connector port.  
Without anti-compounding.

Cover shown with ant-compounding.



#### SR-4™ SPRING BRAKE TRAILER VALVE

**Part No. OR101112X**  
3/4"  
**Part No. OR101622X**  
1/2"



#### SR-7™ SPRING BRAKE MODULATING VALVE

**Part No. K021558**  
Uses push to connect fittings.



### Bendix Coreless® Valves - Outright Reman Program.


The Coreless® valves program gives you virtually 100% coverage of the Bendix remanufactured valve line. Forget about carrying remanufactured valves with core obligation as part of your regular inventory. With expanded product coverage, it has never been easier to make the jump to Coreless.

### SPRING BRAKE CONTROL VALVES - HALDEX

#### MULTIFUNCTION RT-4 SPRING BRAKE VALVES

Used on trailers to control both parking and emergency brake functions. Controls reservoir charging. Applies emergency (parking) brakes upon loss of trailer supply (emergency) line pressure.

PART No.	TRAILER SUPPLY		TRAILER CONTROL	RESERVOIR		DEL'Y	PPV CLOSING PRESSURE
	A	B		A	B		
<b>KN26010</b>	3/8"	X	3/8"	1/2"	3/8"	(4)3/8"	70 PSI
<b>KN26020</b>	X	3/8"	3/8"	1/2"	3/8"	(4)3/8"	70 PSI





**SPRING BRAKE CONTROL VALVES - SEALCO**

**SPRING BRAKE CONTROL VALVES**

Protected Reservoir System  
Four delivery ports.  
Cover ports in line with reservoirs.

**Part No. Port (A) Port (B)**

**110171** 1/2" NPT 3/8" NPT

**110191** 3/8" NPT 1/2" NPT



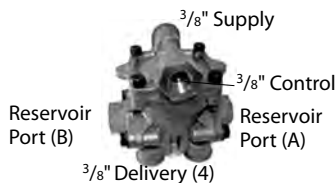
**SPRING BRAKE CONTROL VALVES**

Protected Reservoir System  
Four delivery ports.  
Cover ports opposite of reservoirs.

**Part No. Port (A) Port (B)**

**110170** 1/2" NPT 1/2" NPT

**110315** 1/2" NPT 3/8" NPT



**SPRING BRAKE EXHAUST Part No. 3800**

Tee mounted pressure and quick release valve. on spring brake applications. Prevents unwanted application of spring brakes due to drop in supply pressure. 1/4" NPT ports.



**Part No. 7800**

Tee Mounted. Same application as 3800.



**TRAILER CONTROL LINE VALVE**

**Part No. 110580**

Provides a balanced control line signal for uniform braking of multi-axle combination vehicles. 3/8" control port, 1/2" res. port, 3/8" del (2) Includes bracket. Nom. crack pressure 0.0 psi




*Sealco*

**SPRING BRAKE CONTROL VALVE Service Reservoir Priority System**

Complies with all changes to FMVSS121. Designed for use with a single reservoir on a typical single or tandem axle trailer application.

**Part No. 110700**



**Part No. 110515**  
Plug kit for 110500 and 110700

**SPRING BRAKE CONTROL VALVE Spring Brake Priority System**

Designed for use with a single reservoir on a typical single or tandem axle trailer application.

**Part No. 110500**

(110500 pictured)

**Part No. 110501**

Repair kit for 110500

**Part No. 110800**

Has relay feature, fills from the tank

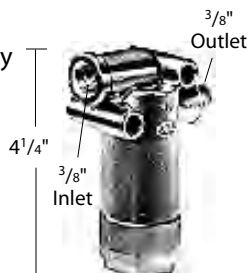


**LINE FILTER**

Used in trailer supply line ahead of spring brake control valve or relay emergency valve.

**Part No. 2550**

Sealco does not recommend use in trailer control line.



**SPRING BRAKE EMERGENCY CONTROL VALVE**

**Part No. 110376**

Used with part no. 110257.

Used on trailer turnable axles, converter dollies and trailers exempt from spring brakes. 3/8" NPT ports.



**SPRING BRAKE CONTROL VALVE. Protected Reservoir System.**

Rotate Cover - None.

**Part No. 110315**





# RELAY VALVES - BENDIX

## R-12™ RELAY VALVE

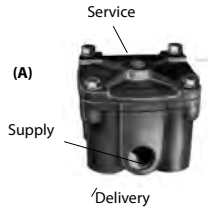
Piston operated, with 4 delivery ports for service or parking brakes.  
Crack pressure: 4 PSI unless noted.

### (A) Part No. 065104

- 3/8" Vertical Delivery Ports
- 1/2" Supply Ports
- 1/4" Service Port

### Part No. 102626N

- 1/2" Vertical Delivery Ports
- 1/2" Supply Ports
- 1/4" Service Port




### (B) Part No. 103009N

- 1/2" Horizontal Delivery Ports
- 3/4" Supply Ports
- 1/4" Service Port

### Part No. 065125

- 1/2" Horizontal Delivery Ports
- 1/2" Supply Ports
- 1/4" Service Port

Crack pressure: 5.5 PSI




### (C) Part No. 065206 / 065303

#### R-12™ Relay Valve Vert. (2) & Horizontal Delivery Ports

- 3/8" Delivery Ports
- 1/2" Supply Ports
- 1/4" Service Port

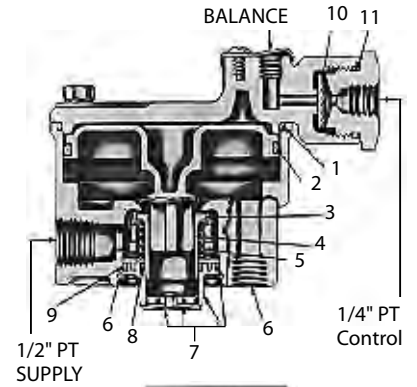
065206 Crack pressure: 5.5 PSI  
065303 Crack pressure: 4.0 PSI



## Part No. 102802N Maintenance Kit for R-12 & R-14 Valves.


### KIT INCLUDES:

Key	Qty.	Description
1	1	O-Ring
2	1	O-Ring
3	1	Valve Retainer
4	1	Inlet & Exhaust Valve
5	1	Valve Spring
6	1	Retaining Ring
7	1	Exhaust Cover
8	1	O-Ring
9	1	O-Ring
10	1	Diaphragm
11	1	O-Ring



## R-14 RELAY VALVE

Anti-compounding feature permits control of spring brakes as well as service brakes.  
Has 4 delivery ports.  
Crack Pressure: 4 PSI



### Horizontal Delivery Ports

#### Part No. 103010N

#### Part No. 104574 (with 1/2" supply, & bracket)

### Vertical Delivery Ports

#### Part No. 103028N



## R-12DC™ RELAY VALVE with double check valve


2 Horizontal and 2 Vertical Delivery ports.  
Crack pressure: 4 PSI.

### Part No. 800481

- 3/8" Vertical Delivery (2)
- 1/2" Supply (2)
- 1/2" Horizontal Delivery (2)

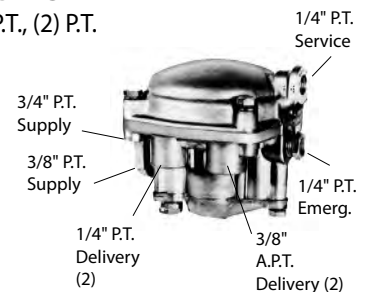
### Part No. 800477

4 Vertical Delivery ports 1/2"  
Crack pressure: 4 PSI. Includes bracket.



## RE-6™ RELAY EMERGENCY VALVE

4 delivery ports (2) A.P.T., (2) P.T.  
Part No. 281865N



## R-12P™ Pilot Relay Valve


### Part No. 065476

- Universal bracket included.
- 1/2" supply(2), 3/8" delivery(4)



## AR-1™ Antilock Relay Valve Part No. K065765

•The AR-1™ antilock relay valve is a specialized brake relay valve. It is essentially an R-14™ relay valve with a special cover that permits direct attachment of an antilock controller.



## BP-R1™ Bobtail Brake Proportioning Relay Valve

- Maintenance Kit 106392
- Universal Mounting Bracket 296010 furnished with valve
- Outright Reman - no core.



PART No.	SERVICE	SUPPLY	DELIVERY	AUX RES.	CON-TROL	CRACK PRESSURE
OR65145X	1/4"	1/2"	3/8"	(1)	1/8"	4
OR65146X	1/4"	1/2"	3/8"	(1)	1/8"	5.5



**RELAY VALVES - BENDIX CORELESS VALVES - OUTRIGHT REMAN**

**Bendix Coreless® Valves - Outright Reman Program.**

The Coreless® valves program gives you virtually 100% coverage of the Bendix remanufactured valve line. Forget about carrying remanufactured valves with core obligation as part of your regular inventory. With expanded product coverage, it has never been easier to make the jump to Coreless. (Available in other valves as well besides Relay Valves!)




**R-12™ RELAY VALVE**

Piston operated, with 4 delivery ports for service or parking brakes.  
Crack pressure: 4 PSI unless noted.

- (A) **Part No. OR102626X**  
1/2" Vertical Delivery Ports  
1/2" Supply Ports  
1/4" Service Port



- (B) **Part No. OR103009X**  
1/2" Horizontal Delivery Ports  
3/4" Supply Ports  
1/4" Service Port



**R-6™ RELAY VALVE**

4 delivery ports 3/8" Supply ports 3/8"  
**Part No. OR279180X**



**R-6™ RELAY VALVE**

270 degrees port service angle  
4 delivery ports 3/8"  
Supply ports 3/8"  
4 Hole mounting flange  
**Part No. OR283940X**

**R-8™ RELAY VALVE**

90 degrees port service angle  
1/4" P.T. Service Port  
1/8" P.T. Balance Port  
Includes exhaust cover  
**Part No. OR286370X**



**R-8P™ RELAY VALVE**

2 Supply ports 3/4"  
3/8" P.T. Service Port  
2 1/2" P.T. Delivery Ports (1 1/4")  
**Part No. OR287114X**



**R-12P™ PILOT RELAY VALVE**

4 delivery ports 3/8"  
2 Supply ports 1/2"  
Control Port 1/4"  
**Part No. OR109264X**



**R-14 RELAY VALVE**

Anti-compounding feature permits control of spring brakes as well as service brakes.  
Has 4 delivery ports.  
Crack Pressure: 4 PSI

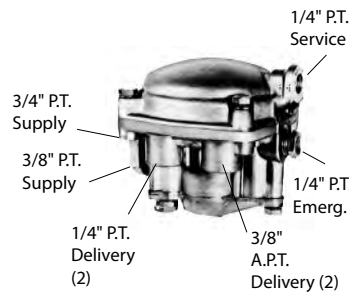
**Horizontal Delivery Ports**  
**Part No. OR103010X**

**Vertical Delivery Ports**  
**Supply is 1/2"**  
**Part No. OR103028X**



**RE-6™ RELAY EMERGENCY VALVE**

4 delivery ports (2) A.P.T., (2) P.T.  
**Part No. OR281865X**



**BP-R1™ Bobtail Brake Proportioning Relay Valve**

- Maintenance Kit 106392
- Universal Mounting Bracket 296010 furnished with valve
- Outright Reman - no core.



PART NO.	SERVICE	SUPPLY	DELIVERY	AUX RES.	CON-TROL	CRACK PRESSURE
<b>OR65145X</b>	1/4"	1/2"	3/8"	(1)	1/8"	4
<b>OR65146X</b>	1/4"	1/2"	3/8"	(1)	1/8"	5.5

**RELAY VALVES - SEALCO****2 PORT SERVICE RELAY**

Used primarily for single axle trailer service brakes, or axle by axle trailer brake designs.

Nipple mounted.

Crack Pressure 4 PSI.

Control Port:  $\frac{3}{8}$ " NPTF

Reservoir Port:  $\frac{1}{2}$ " NPTF

Delivery Ports:  $\frac{3}{8}$ " NPTF

**Part No. 110410**

**2 PORT SERVICE RELAY VALVE LOV-2**

Control Port:  $\frac{3}{8}$ " NPTF

Reservoir Port:  $\frac{1}{2}$ " NPTF

Delivery Ports (2):  $\frac{3}{8}$ " NPTF

Cracking Pressure 1.5 PSI

**Part No. 110360**

*Sealco***2 PORT DELIVERY**

Used primarily for single axle trailer service brakes, or axle by axle trailer brake designs.

Nipple mounted.

Crack Pressure 4 PSI.

Control Port:  $\frac{3}{8}$ " NPTF

Reservoir Port:  $\frac{1}{2}$ " NPTF

Delivery Ports:  $\frac{3}{8}$ " NPTF

**Part No. 110197**

**4 PORT DELIVERY**

Crack Pressure 4.5 PSI.

Comes with "ratio feature."

Aux. Supply Port:  $\frac{3}{8}$ " NPT

Control Port:  $\frac{3}{8}$ " NPT

Reservoir Port:  $\frac{3}{4}$ " NPT

Delivery Ports:  $\frac{3}{8}$ " NPT (4)

**Part No. 110139**

**4 PORT SERVICE RELAY VALVE LOV**

Control Port:  $\frac{3}{8}$ " NPTF

Reservoir Port:  $\frac{3}{4}$ " NPTF

Delivery Ports (4):  $\frac{3}{8}$ " NPTF

Cracking Pressure 1.5 PSI

**Part No. 110380**

**Part No. 110380X**

*Sealco***4 PORT SERVICE RELAY VALVE**

Used primarily for tandem axle trailer service brakes with four brake chambers.

Nipple mounted.

Crack Pressure 4 PSI.

Control Port:  $\frac{3}{8}$ " NPTF

Reservoir Port:  $\frac{3}{4}$ " NPTF

Delivery Ports:  $\frac{3}{8}$ " NPTF

**Part No. 110415**

**RELAY EMERGENCY VALVE**

4 Delivery Ports

The Original "Quick Fix"

Nipple mounted.

Crack Pressure 1.5 PSI.

Control Port:  $\frac{1}{4}$ " NPTF

Reservoir Port:  $\frac{1}{2}$ " NPTF

Emerg.-Supply:  $\frac{1}{4}$ " NPTF

Delivery Ports:  $\frac{1}{4}$ " NPTF

**Part No. A1000S**

**Replacement Cartridge**

**Part No. 1000-5A**



**Mounting Nipple for A1000S**  
**Part No. 616**

**CHARGING RELAY 4 DELIVERY PORTS EMERGENCY VALVE**

Control Port:  $\frac{3}{8}$ " NPTF

Emerg.-Supply Port:  $\frac{3}{8}$ " NPTF

Reservoir Port:  $\frac{3}{4}$ " NPTF

Delivery Ports:  $\frac{3}{8}$ " NPTF

Cracking Pressure 4.5 PSI

**Part No. 110470**

**Part No. 110475**

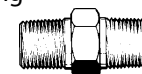
Same as 110470 with  $\frac{3}{8}$ " supply out.

**HEAVY DUTY MOUNTING NIPPLES**

**Straight nipple**

$\frac{1}{2}$ " NPT,  $1\frac{5}{8}$ " long

**Part No. 6002S**




$\frac{3}{4}$ " NPT,  $1\frac{5}{8}$ " long

**Part No. 6006**

**Reducing Nipple**

$\frac{3}{4}$ " to  $\frac{1}{2}$ " NPT,  $1\frac{5}{8}$ " long.

**Part No. 6003**

**NON-CHARGING RELAY EMERGENCY VALVE**

Commonly used on converter dollies, turntable axles, and air lift axles with service brake chambers.



Serv-Control Port (2):  $\frac{3}{8}$ " NPTF

Emerg.-Supply Port:  $\frac{3}{8}$ " NPTF

Reservoir Port:  $\frac{3}{4}$ " NPTF

Supply-Out Port:  $\frac{3}{8}$ " NPTF

Delivery Ports (4):  $\frac{3}{8}$ " NPTF

Cracking Pressure 4.5 PSI

**Part NO. 110338X**

**CHARGING EMERGENCY 4 PORT RELAY VALVE**

Crack Pressure 4.5 PSI.

Comes with "ratio feature."

Supply Port:  $\frac{1}{4}$ " NPT

Control Port:  $\frac{1}{4}$ " NPT

Reservoir Port:  $\frac{3}{4}$ " NPT

Delivery Ports:  $\frac{3}{8}$ " NPT (4)

**Part No. 110200**

**Part No. 110200X**

Crack Pressure 4.5 PSI.

Comes with "ratio feature."

Supply Port:  $\frac{3}{8}$ " NPT

Control Port:  $\frac{3}{8}$ " NPT

Reservoir Port:  $\frac{3}{4}$ " NPT

Delivery Ports:  $\frac{3}{8}$ " NPT (4)

**Part No. 110205**

**CONTROL LINE RELAY EMERGENCY VALVE for Non-ABS Applications.**

Commonly used on converter dollies, and turntable axles on pull, transfer and B-train type trailers.

Control Port:  $\frac{3}{8}$ " NPT

Reservoir Port:  $\frac{1}{2}$ " NPT

Dolly Port:  $\frac{3}{8}$ " NPT

Delivery Ports (4):  $\frac{3}{8}$ " NPT

Nominal Crack Pressure 0.0 PSI

**Part NO. 110570 / 110570X**

**includes bracket as shown.**





**RELAY VALVES - HALDEX**



**EMERGENCY RELAY VALVE**

4 port. Suitable for pre-121 trailers, converter dollies, or exempt trailers.  
Crack pressure 3.0 PSI

ALL available in REMAN also.

(1)=Plugged

PART No.	SERVICE	EMERG.	DELIVERY	AUX	RES.
	INLET	INLET		RES.	
<b>KN30200X</b>	3/8"	3/8"	3/8"	(1)	1/2"
<b>KN30300</b>	1/4"	1/4"	1/4"	(1)	3/4"
<b>KN30400</b>	1/4"	1/4"	3/8"	(1)	3/4"

**RELAY VALVES**

2 & 4 Horizontal Delivery Ports.  
A multipurpose, low differential, high capacity, straight relay. Meets FMVSS-121 timing requirements. Cover can be rotated without affecting performance or warranty.

3/8" delivery ports.

1/2" reservoir ports

3/8" control port

**2 Delivery Ports** 4.6 PSI crack pressure

**Part No. KN28060 / KN28060X**

**4 Delivery Ports**

7 PSI Crack Pressure

**Part No. KN28080**

Remanufactured Relay Valve

- Two Port - Single Control

Line Used to apply and release

service brakes on tractor or

trailer.

**Part No. KN28131X**

**Part No. KN28140X**

**Supply (2):** 1/2"

**Delivery (2):** 1/2"

**Control (1):** 1/4"

**Crack Pressure:** 4.0± 1 PSI

Remanufactured Fast Air and Balancing

(FAB) Relay Valve

Speedup or fast air relay. Used on

converter dollies and long wheel base

towing trailers to speed the tractor control

signal to the rear trailer(s) service brakes.

Cover may be rotated without affecting

performance or warranty. Two mounting

holes: .34 diameter on .50" centers.

**KN28300X**

**Supply (2):** 1/2"

**Delivery (2):** 1/2"

**Control (1):** 3/8"

**Crack Pressure:** 0 PSI



**RELAY VALVES(RG2)**

2 Delivery Ports. Compact size.

A fast, low cracking pressure straight relay for tractor-trailer-truck applications.

Crack pressures 5.6 +/- 1.0 PSI.

Cover may be rotated without affecting warranty.

PART No.	RESERVOIR		DELIVERY		INCLUDED WITH VALVE:
	A	B	C	D	
<b>KN28500</b>	3/8"	3/8"	3/8"	3/8"	(1) 3/8" PLUG.
<b>KN28510</b>	3/8"	1/2"	3/8"	3/8"	(1) 1/2" (1) 3/8" PLUG.
<b>KN28520</b>	1/2"	1/2"	1/2"	1/2"	(1) 1/2" PLUG.

**RELAY VALVES**

Four delivery ports facing down.

Cracking pressure 3.0 PSI.

Meets or exceeds FMVSS-121

requirements. Cover may be rotated without affecting warranty.



PART No.	CONTROL	DELIVERY	SUPPLY	AUX
				SUPPLY
<b>A103600</b>	1/4"	3/8"	3/4"	Plugged

Used to apply and release service brakes on tractor or trailer. Ok to rotate cover.

**Part No. KN28085X**

**Supply (2):** 1/2"

**Delivery (4):** 3/8"

**Control (1):** 3/8"

**Crack Pressure:** 4.6± 1.5 PSI



Built-in anti-compounding two-way check valve for spring brake control.

**Part No. KN28071X**

**Supply (2):** 1/2"

**Delivery (2):** 1/2"

**Control (2):** 1/4" and 1/8"

**Crack Pressure:** 4.0± 1 PSI



**RG5 - 2 Delivery Port Relay Valve**

Used on 2 tank, 3 valve trailer systems and tractor applications.

Compact size.

Made of durable (EGC) Engineering Grade Composite.

All ports are molded-in identification.

Interchangeable with competitive valves.

Corrosion and rust proof.

Crack Pressure: 6.0 PSI

**Part No. KN28550**

**Supply A:** 1/2" x 3/8" nipple

installed at factory

**Supply B:** Plugged

**Delivery C:** 3/8"

**Delivery D:** 3/8"

**Control Port:** 1/4"







**BRAKE (FOOT) VALVES**

**Part No. 238888N**

Folcrum Pin

**Part No. 236979N**

Mounting Plate

Shown with valve.  
Valve not included.



**TREADLE ASSEMBLY  
Part No. 229938N**



**E8P BRAKE VALVE**

Lower Body  
Rotated 90°

**Part No. 800629**

(Replaces E-12  
065313 AND 800583)

**Part No. 800633**

(Replaces 065458,  
has 1/2" NPT exhaust.)



**BOOT**

**Part No. 236982N**

**E-10™ DUAL BRAKE  
VALVE (Basic)**


**Part No. OR101100X**  
Treadle and Mounting  
Plate not furnished.



**DUAL BRAKE VALVE**

The E-6 dual brake valve is a floor mounted treadle or lever operated valve with two separate supply and delivery circuits for service and secondary braking, providing graduated control for applying and releasing vehicle brakes.

**Part No. 286171N**



**E-7 DUAL™ BRAKE VALVE (Basic)  
Part No. OR101818X**

Pedal and mounting plate not furnished.



**TREADLE ASSEMBLY**

Aluminum  
assembly  
with  
no-slip design.  
Replaces most  
steel pedals

**Part No. SN4017A**



**FULL-FUNCTION (FF2 / FF3) TRAILER VALVES**

**FF2 FULL FUNCTION TRAILER VALVE**

Replaces 2 and 3 valve multifunction trailer air brake systems by providing:

- Trailer spring brake control.
- Pressure protection with one-way check.
- Trailer service relay.
- Fully complies with FMVSS-121 trailer regulations, for spring brake control and other requirements.

**Single valve for tandem axle:**

- 1 or 2 reservoir systems.
- Protects supply to 70 PSI; no dragging spring brakes with 70 PSI or higher supply line.
- 3 second spring brake apply.
- Service brake functions.
- Anti-compounding.

Also available in REMANUFACTURED.



	CRACK	RESERVOIR	CONTROL	SUPPLY	SPRING	DELIVERY(4)
<b>PART NO.</b>	<b>PRESSURE</b>				<b>BRAKE(2)</b>	
<b>KN28600</b>	3 PSI	3/4"	1/4"	3/8"	3/8"	3/8"
<b>KN28601</b>	3 PSI	1/2"	1/4"	3/8"	3/8"	3/8"

Single valve system - easy to install, maintain and troubleshoot. Built-in pressure protection and anti-compounding functions: FMVSS-121 compliant, eliminates broken foundation components caused by compounding of spring brake. Space age engineering grade composites: resists corrosion, lighter and more durable than aluminum. Built-in service and spring brake quick release. Heavy wall mounting nipple is treated to resist corrosion and withstand severe duty applications. Service brake priority ensures air tank pressure is sufficient to stop vehicle when spring brakes are first released. Can be used with single or twin air tanks.



## BENDIX OUTRIGHT REMAN VALVES LISTING

Part No.	Application
OR101100X	E-10™ dual brake valve
OR101112X	SR-4™ trailer spring brake valve - 3/4"
OR101622X	SR-4™ trailer spring brake valve - 1/2"
OR101818X	E-7™ brake valve
OR102626X	R-12™ vertical relay valve
OR102761X	SR-2™ trailer spring brake valve
OR103009X	R-12™ horizontal relay valve
OR103010X	R-14™ horizontal relay valve
OR103028X	R-14™ vertical relay valve
OR103061X	SR-2™ trailer spring brake valve
OR103081X	R-7™ modulating valve
OR106941X	TP™-5 tractor protection valve
OR109264X	R-12P™ pilot relay valve
OR109615X	SR-5™ spring brake trailer valve
OR109617X	SR-5™ spring brake trailer valve
OR229505X	LQ-2™ limiting and quick release valve
OR229635X	TW-1™ control valve
OR229813X	QR-1™ quick release valve 1/4-3/8
OR229859X	QR-1™ quick release valve 3/8-3/8
OR229860X	QR-1™ quick release valve 3/8-1/2
OR275491X	D-2™ governor
OR276566X	PP-1™ control valve 20 psi
OR276567X	PP-1™ control valve 40 psi
OR277340X	TR-2™ inversion valve
OR277863X	E-3™ brake valve
OR279000X	TP-3™ tractor protection valve
OR279180X	R-6™ relay valve
OR280758X	TR-3™ inversion valve
OR281865X	RE-6™ emergency relay valve
OR281923X	DV-2™ auto drain valve
OR283040X	TW-3™ control valve
OR283940X	R-6™ relay valve
OR284358X	D-2™ governor, high temp o-rings
OR284412X	DV-2™ auto drain valve
OR286370X	R-8™ relay valve
OR286171X	E-6™ dual brake valve
OR286364X	SR-1™ spring brake valve
OR287114X	R-8P™ relay valve
OR287376X	SR-2™ trailer spring brake valve
OR287417X	PP-1™ control valve
OR288063X	SR-1™ spring brake valve
OR288239X	PP-7™ trailer supply valve
OR288241X	PP-7™ trailer supply valve, 1/4 exhaust
OR288301X	TP-4™ tractor protection valve
OR288383X	E-7™ dual brake valve
OR288605X	TP-5™ tractor protection valve
OR289144X	LQ-4™ front axle ration valve
OR289714X	QR-1C™ quick release valve
OR65145X	BP-RP1™ bobtail brake valve 4psi
OR65146X	BP-RP1™ bobtail brake valve 5.5psi

**Great prices  
on Bendix  
Coreless  
Valves!**

**Bendix  
has  
remanufactured  
them to  
their  
specifications**

**We offer  
them with  
no core  
charge!**





**FLEETCRAFT VALVES**

**Valves**

New outright, one year warranty.

**RELAY VALVES**

**Part No. FC28500**

**Relay Valve**

Straight relay.  
3/8" delivery,  
3/8" reservoir.  
Crack pressure 6 psi.



**Part No. FC28510**

**Relay Valve**

Straight relay.  
3/8" delivery,  
1/2" reservoir.  
Crack pressure 6 psi.



**Part No. FC28520**

**Relay Valve**

Straight relay.  
1/2" delivery,  
1/2" reservoir.  
Crack pressure 6 psi.



**Part No. FC065104**

**Relay Valve**

3/8" vertical  
delivery ports (4)  
1/2" supply.  
1/4" service port.  
Crack pressure 4 psi.



**FLEETCRAFT**  
QUALITY PARTS FOR THE TRUCKING INDUSTRY

**RELAY VALVES**

**Part No. FC102626**

**Relay Valve**

1/2" vertical  
delivery ports (4)  
1/2" supply.  
1/4" service port.  
Crack pressure 4 psi.



**Part No. FC103009**

**Relay Valve**

1/2" horizontal  
delivery ports (4)  
3/4" supply.  
1/4" service port.  
Crack pressure 5.5 psi.



**Part No. FC103010**

**Relay Valve**

1/2" horizontal  
delivery ports (2)  
3/4" supply(2).  
1/4" service port.  
Crack pressure 4 psi.



**Part No. FC103028**

**Relay Valve**

1/2" vertical  
delivery ports (4)  
1/2" supply.  
1/4" service port.  
Crack pressure 4 psi.



**Valves**

New outright, one year warranty.

**SPRING BRAKE CONTROL VALVES**

**Part No. FC065437**

**Spring Brake Control Valve**

Mounted on the reservoir,  
controls up to  
4 spring brakes.  
3/8" delivery (4)  
1/4" service  
1/4" supply.  
3/8" reservoir B.



**Part No. FC26020**

**Spring Brake Control Valve**

Trailer Supply 3/8"  
3/8" delivery (4)  
1/2" reservoir A.  
3/8" reservoir B.  
Closing pressure  
70 psi.



**Part No. FC103081**

**Spring Brake Control Modulating Valve**

3/8" delivery (2)  
1/4" balance.  
1/4" control.  
Controls spring  
brake pressure  
to 0-95 psi.



**Valves**

New outright, one year warranty.

**FLEETCRAFT**  
QUALITY PARTS FOR THE TRUCKING INDUSTRY

**Valves**

New outright, one year warranty.



**FLEETCRAFT VALVES**

**Valves**

New outright, one year warranty.



**Valves**

New outright, one year warranty.

**EMERGENCY RELAY**

**Part No. FC281865**

delivery ports (4)-2APT, 2PT  
3/4" and 3/8" supply. 1/4" service



**LEVER CONTROL VALVE**

**Part No. FC229635**

All ports 1/8"



**PUSH PULL VALVES**

**Part No. FC276566**

**20 psi**, 1/8" supply,  
1/4" delivery  
1/4" exhaust.



**Part No. FC276567**

**40 psi**, 1/8" supply,  
1/4" delivery  
1/4" exhaust.



**Part No. FC288239**

**40 psi**, 1/8" supply.  
1/4" delivery  
1/8" control  
Auto pressure release.



**FULL FUNCTION VALVES**

**Part No. FC28600**

3/4" Reservoir



**Part No. FC28601**

1/2" Reservoir

**QUICK RELEASE VALVES**

Crack pressure 0 psi on both:

**Part No.**

**FC229859**

3/8" del, 3/8" supply.



**Part No.**

**FC229860**

3/8" del, 1/2" supply.



**QUICK RELEASE  
DOUBLE CHECK VALVE**

**Part No. FC289714**

3/8" del. 1/4" supply



**TRACTOR PROTECTION VALVE**

**Part No.**

**FC279000**

Tractor protection valve.  
Used with control valves  
and trailer supply valves.



**DUAL BRAKE VALVE**

**Part No. FC286171**

All ports 3/8".



**PILOT VALVE**

**Part No. FC54079**

Remote Mount.



**MANUAL VALVE**

**Part No. FC54088**

On/Off.



**Valves**

New outright, one year warranty.



**Valves**

New outright, one year warranty.



## VELVAC AIR CYLINDER CONTROL VALVES

### Four-Way Push/Pull Valves

Normal operating pressure 100 psi.

Aluminum shaft with stainless steel extension.

(5) 1/4"-18 FPT ports.

Includes 2 faceplates:

-Pull to Open/Push to Close

-Pull to raise/Push to Lower

#### Part No. 320121

Two Position Valve

#### Part No. 320122

Three Position,

Holding Type Valve

#### Part No. 320124

**Viper™** Four-Way Valve

Push Pull Valve, 0-150 P.S.I.

One piece stainless steel shaft.

(3) 1/8" npt ports

(2) 10-32 exhaust ports

Includes faceplate.

### Four-Way Rotary Handle Valve

#### Part No. 320123

Includes solid one-piece knob and

TWO faceplates (Raise/Lower &

Open/Close) (3) 1/4"-18 FPT ports



*Anodized aluminum clear-coated bodies .  
Nitrile seals for long cycle life . High impact knobs  
Balanced spool design .  
Operating temperature range from -40° to + 180°F  
Stainless steel hardware .  
Normal operating pressure 100 psi.*



### Four-Way Electronic Solenoid Valve

#### Part No. 320178 (320131)



- Features newly designed orifice area increasing airflow.
- Operates any single acting or pressure double acting air cylinder.
- Air piloted assist.
- Actuated with a standard on/off switch.
- (3) 9/32" dia. valve body mounting holes, (5) 1/4"-18 FPT ports.
- Exhaust cone filters included (030084 = 1/8" & 030092 = 1/4")

#### Part No. 320132

Four-Way Air Valve



#### Part No. 320139

Air pilot spring return valve with 1/8" external pilot port.

4 way valve type.

3/8" supply ports.



#### Part No. 320143

Spring return valve with internal manual override.

4 way valve type. 3/8" ports.



## VELVAC AIR CYLINDERS

- Stainless steel cylinder shaft provides excellent corrosion resistance and extended cycle life.
- Lightweight, corrosion resistant, aluminum cylinder tube with die cast aluminum end caps.
- Rear Clevis cast as integral part of the cover for improved durability and mounting integrity.
- Double acting, Emralon-coated piston cup assures smooth, long lasting operation even in cold weather conditions.
- Front end cap assembly includes pressure seal, dirt seal and oil impregnated bronze bushing.
- Cylinder tube is imprinted with part number and date code for quick identification.
- ALL cylinders are factory pressure and leak tested prior to shipping.



#### Part No. 100122

Air Cylinder - 2-1/2" I.D. x 4" Stroke. Cylinder Type: Push / Pull; Retracted Length: 9.37"

#### Part No. 100123

Air Cylinder - 2-1/2" I.D. x 6" Stroke. Cylinder Type: Push / Pull; Retracted Length: 11.37"

#### Part No. 100124

Air Cylinder - 2-1/2" I.D. x 8" Stroke. Cylinder Type: Push / Pull; Retracted Length: 13.37"

#### Part No. 100131

Air Cylinder - 3-1/2" I.D. x 6" Stroke. Cylinder Type: Push / Pull; Retracted Length: 13.6"

#### Part No. 100136

Air Cylinder - 3-1/2" I.D. x 8" Stroke. Cylinder Type: Push / Pull; Retracted Length: 18.35"

#### Part No. 100137

Air Cylinder - 3-1/2" I.D. x 8" Stroke. Cylinder Type: Push / Pull; Retracted Length: 1.60"



## SHUT OFF VALVES / DRAIN VALVES

### SHUT OFF VALVE

Ball type valve with 1/2" NPTF both ends.

Working pressure 150 PSI.

**Part No. 12116**



### DRAIN VALVES WITH CABLE

Use on wet or dry tanks. 1/4" NPTF. Nylon coated stainless cable.

**3' cable Part No. 12103**

**4' cable Part No. 12104**

**5' cable Part No. 12105**



### DRAIN VALVES WITH CABLE

Use on wet or dry tanks.

1/4" NPTF. Brass body with stainless spring. Nylon coated stainless cable.

**4' Cable**

**Part No. FC12104**

**5' Cable**

**Part No. FC12105**



### DV-2™ AUTOMATIC RESROVOIR DRAIN VALVES

The DV-2 automatic reservoirs drain valve is a completely automatic draining device. It is installed directly into the end or bottom drain port of the reservoir and does not require any additional control lines. It operates automatically from ascending and descending reservoir pressures.

**Non-Heated:**

**Heated:**

**Part No. OR281923X**

**Part No. OR284412X**



## TRUCK VALVES

### GROUND PLUG SHUT OFF COCK

Female Pipe To Male Pipe



Part No.	Female Pipe Thread	Male Pipe Thread
V402P-2-2	1/8"	1/8"
V402P-4-4	1/4"	1/4"
V402P-6-6	3/8"	3/8"

### TRUCK VALVE

Hose To Male Pipe



Part No.	I.D.	Thread
SV404P-6-6	3/8"	3/8"
SV404P-10-6	5/8"	3/8"
SV404P-10-8	5/8"	1/2"
SV404P-12-6	3/4"	3/8"
SV404P-12-8	3/4"	1/2"

### TRUCK VALVE

Female Pipe to Male Pipe



Part No.	Hose I.D.	Pipe Thread
V405P-6-6	3/8"	3/8"
V405P-6-8	3/8"	1/2"
V405P-8-8	1/2"	1/2"

## DRAIN COCKS

### EXTERNAL SEAT DRAIN COCK

NPTF	Part No.
1/8"	DC604-2
1/4"	DC604-4
3/8"	DC604-6
1/2"	DC604-8



### DRAIN COCK

NPTF	Part No.
1/4"	DC601-4
3/8"	DC601-6
1/2"	DC601-8



### DRAIN COCK

NPTF	Part No.
1/8"	DC603-2
1/4"	DC603-4
3/8"	DC603-6



### DRAIN COCK

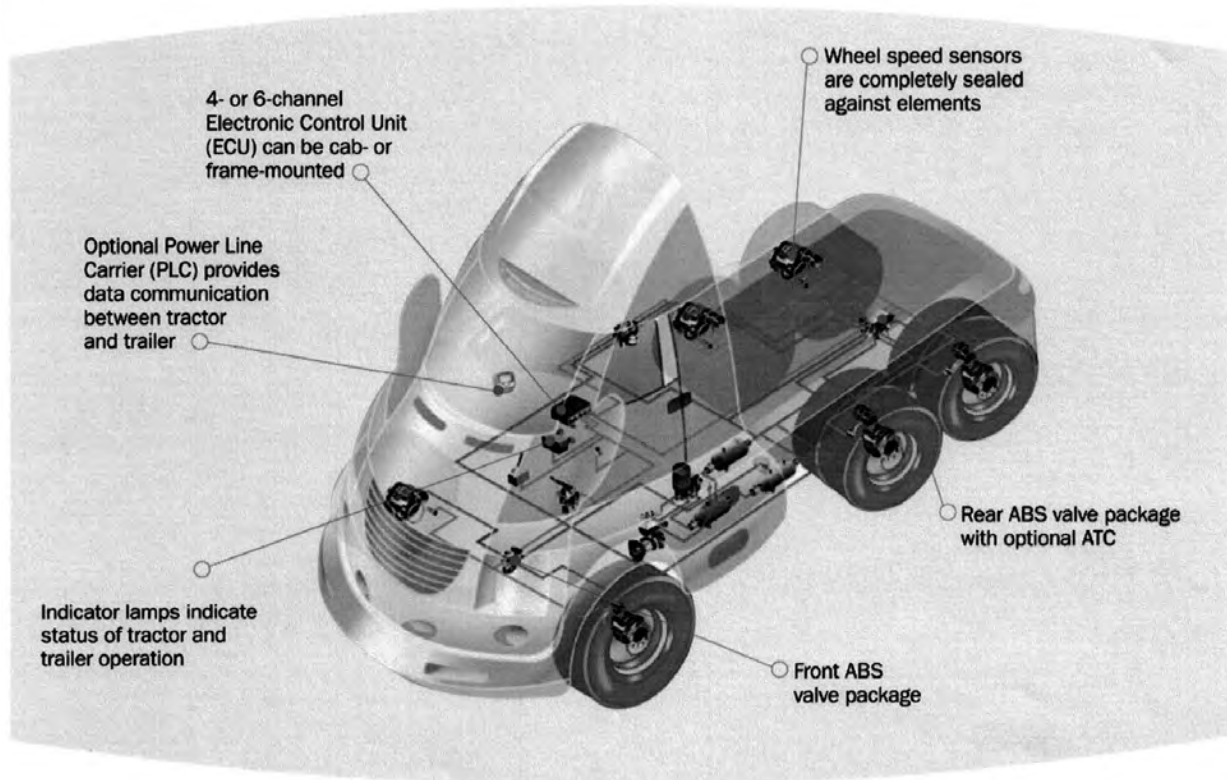
Part No.
DCR601-4
1/4" NPTF





## ABS TECHNICAL INFO - MERITOR

### ANTI-LOCK BRAKING SYSTEMS FOR TRACTORS

**MERITOR WABCO**

### Features and Benefits:

- Simple diagnostics provide three options:
  - PC-based TOOLBOX™ Software, standard blink code or Pro-Link® 9000.
- Redundant circuit design increases reliability and safety.
- High sensor signal strength protects against electromagnetic and radio frequency.
- Front ABS valve package combines ABS modulator valves with quick release valve functions.
- Rear ABS valve package with optional ATC requires less maintenance.
- Optional Power Line Carrier (PLC) provides drivers with critical trailer information via the Meritor WABCO InfoLink™ Gateway which links tractor and trailer systems.
- ABS valves optional with integrated QR feature.

**MERITOR WABCO**



## ABS TECHNICAL INFO - MERITOR

# Meritor WABCO ABS Options for Trailers

### PLC Display and Command Center

Our in-cab PLC Display shows real-time data transfer between tractor and trailer systems equipped with Power Line Carrier (PLC) communications and Enhanced Easy-Stop Trailer ABS with InfoLink.



### DataMaster

For more complete troubleshooting, this handheld device makes data extraction of vital trailer stats easy. Connects to trailer's J560 connector, displays ABS status codes, trailer ID and odometer readings for up to 255 trailers.



### In-Line Filter

Prevents damaging particles from entering the trailer's air brake system.



### Roll Stability Support

A dedicated electronic trailer stability support system works with your trailer ABS to reduce the likelihood of vehicle rollover. RSS monitors vehicle lateral acceleration and automatically applies the trailer brakes when an established threshold indicating a potential for a rollover is reached. The RSS system can apply full brake force to the outside wheels while applying lower pressure to the inner wheels.

For maximum directional control and stability, combine our dedicated trailer stability support system (RSS) with either an RSC or ESC tractor stability system.



**MERITOR WABCO**





**ABS - 4S/2M MERITOR WABCO COMPONENT KITS**

**We have developed these kits for MANUFACTURERS ONLY - OEM ONLY.**

**These kits are not available to aftermarket distributors, we have those kits on the following pages.**

**THANK YOU!**

**2 Sensor/1 Modulator Valve**  
Tandem Suspension,  
Two Wheels Sensed.  
10' Power Cable

**KIT PART NO. 1542014**

REPLACEMENT PARTS LIST		
Qty	Part No.	Description
1	S4005001010	ECU
1	S4493260300	10' Power cable
2	S4497130180	6' Sensor Ext cable
1	---	Installation Guide
1	---	End of Line Test



**2 Sensor/1 Modulator Valve**  
Tandem Suspension,  
Two Wheels Sensed  
49' Power Cable

**KIT PART NO. 1542015**

REPLACEMENT PARTS LIST FOR		
Qty	Part No.	Description
1	S4005001010	ECU
1	PEC4-48	49' Power Ext cable
1	S4493260050	1.6' Power Cable
2	S4497130180	6' Sensor Ext.cable
1	---	ABS Label For Lamp
1	---	Installation Guide
1	---	End of Line Test



**4 Sensor/2 Modulator Valve**  
Suggested Electrical Diagram  
Tandem Suspension,  
Four Wheels Sensed  
10' Power Cable

**KIT PART NO. 1544223**

REPLACEMENT PARTS LIST		
Qty	Part No.	Description
1	S4005001030	ECU
1	S4493260300	10' Power Cable
2	S4497130300	10' Sensor Ext cable
2	S4497130180	6' Sensor Ext cable
1	---	ABS Label For Lamp
1	---	Installation Guide
1	---	End of Line Test



**MERITOR WABCO**

**Enhanced Easy-Stop™**



## MERITOR WABCO ABS ENHANCED EASYSTOP™ CONVERSION KITS

Meritor WABCO has created a series of retrofit kits to replace the previous Easy-Stop platform, to the current production Enhanced Easy-Stop platform.

Easy Stop was installed on production built trailers between March 1997 and February 2001.

Enhanced Easy-Stop incorporated current technology to address regulatory PLC requirements and has been installed from March 2001 to present.

**MERITOR WABCO**

To determine the proper kit, find the existing Easy-Stop ECU/Valve part number that needs to be replaced.

Then determine if you will pull the diagnostics from the **tractor** (power adapter equipped kits) or from the **trailer** (power adapter with diagnostic adapter equipped kits).

### Converting Meritor WABCO Easy Stop to Enhanced Easy-Stop™ Trailer ABS ECU/VALVE

Easy Stop ECU/Valve#	Description	Enhanced Easy Stop Power Adapter Retrofit Kit	Enhanced Easy Stop Power/Diagnostic Adapter Retrofit Kit
472 500 021 0	2S/1M for <b>Trailers</b>	<b>R955344</b>	<b>R955345</b>
472 500 011 0	2S/1M for <b>Dollies</b>	<b>R955322</b>	<b>R955323</b>
472 500 012 0*	2S/1M, 2S/2M, 4S/2M	<b>R955320</b>	<b>R955321</b>
472 500 013 0	4S/3M	<b>R955346</b>	<b>R955347</b>

\* If a 472 500 012 0 ECU/Valve was used in an Easy Stop 2S/1M application, order a R955344 or R955345 kit. The kits contain an Enhanced Easy-Stop ECU/Valve and either a power cable adapter or power/diagnostic cable adapter.

#### Part No. R955344

(from the tractor)

For Trailer Applications Only

(NO Dolly) 2S/1M

Replaces Meritor

Part Number 4725000210

w/S8946073120 cable

ECU=S4461082010

Valve=S4721950330



#### Part No. R955345

(from the trailer)

For Trailer Applications Only

(NO Dolly) 2S/1M

Replaces Meritor

Part Number 4725000210

w/S8946073130 cable

ECU=S4461082010

Valve=S4721950330



#### Part No. R955322

(from the tractor)

For Dollies Only 2S/1M

Replaces Meritor

Part Number 4725000110

w/S8946073120 cable

ECU=S4461082040

Valve=S4721950330



#### Part No. R955323

(from the trailer)

For Dollies Only 2S/1M

Replaces Meritor

Part Number 4725000110

w/S8946073130 cable



#### Part No. R955320

(from the tractor)

2S/1M, 2S/2M, 4S/2M

Replaces Meritor

Part Number 4725000120

w/S8946073120 cable

ECU=S4008506010

Valve=S4008506020



#### Part No. R955321

(from the trailer)

2S/1M, 2S/2M, 4S/2M

Replaces Meritor

Part Number 4725000120

w/S8946073130 cable





**MERITOR WABCO ENHANCED EASYSTOP™ COMPONENTS**

**Part No. S4005001010**

ECU Valve Assembly  
2S/1M Basic for trailer  
(after the 3/1/01 date)



**Part No. S4461082010 (Ecu Only)**

Relay Only - S4721950330

**Part No. S4005001020**

ECU Valve Assembly  
2S/2M Basic for trailer  
(after the 3/1/01 date)



**Part No. S4005001030**

ECU Valve Assembly  
4S/2M Basic for trailer  
(after the 3/1/01 date)



**Part No. S4008506010**

ECU Only

**Part No. S4005001040**

ECU Valve Assembly  
with bracket.  
2S/1M Basic for trailer  
turntables, steerables and dollies.  
(after the 3/1/01 date)



**Part No. S4461082040**

ECU Only

**Part No. S4721950330**

Modulator Valve with boyonet  
connector. Valve replacement  
for S4005001010 / S4005001040.  
(after the 3/1/01 date)



**Part No. S4008506020**

Modulator Valve.  
Valve replacement for  
S4005001020 / S4005001030.  
(after the 3/1/01 date)

**Part No. S4493260100**

ABS Power Cable  
4 conductor, 3.3 feet.  
for standard harness connector



**Part No. S4493260050** - 1.65 feet.

**Part No. S4493260100** - 3 feet.

**Part No. S4493260300** - 10 feet. (shown)

**Part No. S4493260400** - 13 feet.

**Part No. S4493260470** - 15.4 feet.

**Part No. S4493260600** - 20 feet.


**Part No. S8946073120**

Adapter cable. Connects  
Easystop power cable to  
enhanced Easystop  
ECU/Valve assembly



**Part No. S8946073130**

Adapter cable with diagnostic cable.  
Connects Easystop power cable to  
enhanced Easystop ECU/Valve assembly.



**Part No. S8946062752**

ABS connector relay  
2S/1M Basic.  
Easy Stop



**Power Cables**

**Part No. S8946049440**

Power cable, 4 conductor, 3', std connector

**Part No. S8946049450**

Power cable, 4 conductor, 13', std connector

**Part No. S8946060370**

Power cable, 4 conductor, 1.27', std connector

**Part No. S8946060380**

Power cable, 4 conductor, 14', std connector

**Part No. S8946060500**

Power cable, 4 conductor, 20', std connector



**Part No. S4493641500**

13.1' / 9.8' Power "Y" Cable

**Part No. S4493641530**

20' / 10' Power "Y" Cable3



**MERITOR WABCO**

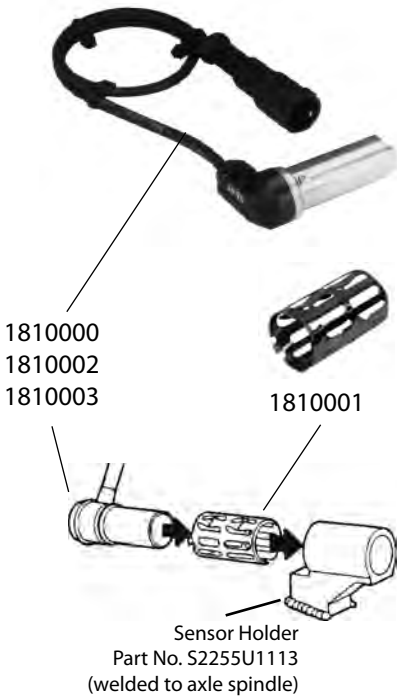
**NOTE: Sensors and Sensor Extensions are Universal to Both Systems**



**MISCELLANEOUS MERITOR WABCO ABS COMPONENTS**

**SENSOR PLACEMENT**

When more than one wheel is controlled by a single valve, sensors should be mounted at the axle which tends to lock first. For spring suspensions this is usually the forward axle. For air suspensions this is usually the rear most axle.



Common ABS Components	
Part No.	Description
1810000	Bendix / Haldex 1' Sensor
1810001	Friction Bushing / Clip
1810002	Meritor Wabco 1' Sensor
1810003	Meritor Wabco 3' Sensor

**ABS POWER CABLES**

4 Conductor, 49' with blunt cut end. Easy-Stop.

**Part No. S4493151500**



4 Conductor, 36' with blunt cut end. Easy-Stop.

**Part No. S4493151100**



4 Conductor, 10', w/blunt cut end. Enhanced Easy-Stop

**Part No. S4493280300**



**RIGHT ANGLE (90°) SENSOR KITS**

Includes sensor, bushing clip, friction lube, and instructions.

Part No.	Cable lead in Feet
R955335	1.0
R955336	3.0
R955341	5.8
R955342	6.6



**MERITOR WABCO**

**STRAIGHT SENSOR KITS**

Includes sensor, bushing clip, friction lube, and instructions.

Part No.	Cable lead in Feet
R955329	5'6"
R955338	5'8" (Sensor is 79mm)



**SENSOR EXTENSION CABLES**

Part No.	Cable Feet
S4497130180	6
S4497130300	10
S4497130500	16



**Part No. S432500050**

In-line filter (complete valve). Mounted at the Gladhand. Highly recommended for control line. Prevents contamination of the trailer's air system. Requires regular cleaning, but equipped with a bypass if needed.



**ABS Diagnostic (Pre-PLC)**

**Cable with Tool**  
**Part No. SA13237L1130**



**ABS Relay Valves**  
**Second modulator valve for use on 2S/2M and 4S/2M Systems**  
**Part No. R955378**



**ABS Relay Valve**  
**with bayonet connector. Valve replacement for S4005001010**  
**Part No. S4721950330**



**ABS MODULATOR VALVES**  
**Controls air pressure to the brake chambers during an ABS stop.**

**Part No. R95012790**

12 volt, kostal style connector. (screw-on)



**Part No. R950127ST**  
1/2" ports. With straight adapter cable.

**Part No. S4721950520**

12 volt, bayonet style connector. 1/2" ports.



**VALVE KIT**

**Part No. S4725000072**

Entire Valve Package  
472 195 076 0 ABS modulator valve  
472 195 077 0 ABS modulator valve  
973 011 022 0 Relay valve  
472 500 101 0 Replacement kit



**NOTE: Sensors and Sensor Extensions are Universal to Both Systems**



## ABS POWER EXTENSION CABLES

### ABS Power Extension Cable - 48'

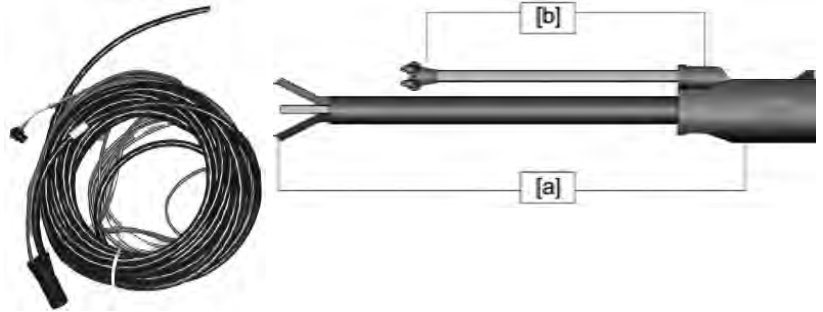
ISO connector one end, blunt cut on the other, with a connector wire to the ABS warning lamp.

Black jacket cable for plug-in extension of ABS power cable. Includes fully over molded TTMA recommended five pole weather pack connector and separate lamp lead.

(a) = 576" / 48'

(b) = 200" / 16.66'

**Part No. PECW-48**



*Sealco*

### ABS Power Extension Cable - 48'

ISO connector one end, blunt cut on the other. Jacketed cable for plug-in extension of ABS power cable. Includes fully over molded TTMA recommended five pole weather pack connector

**Part No. PEC448**



*Sealco*

## RSS - ROLL STABILITY SUPPORT - ABS

### RSS Power PLC Adapter Cable

Roll Stability Support.

Provides PLC capability ABS dropout connection - 1.65' (0.5m).

ECU connection - 6' (2m)

**Part No. S4461460050**



### RSSplus + ECU/VALVE Assembly

12 volt.

EBS installation kit not required.

**Part No. S4801070000**





**MBS ABS KIT - FLEETCRAFT & MERITOR**

## How To Identify The Retrofit Kit Needed To Convert A Wabash Trailer.

First, check the trailer to see if the sensors are visible on the axle spindles—this will determine the kit that's right for the trailer.

If the sensors are visible on the axle spindles, the trailer is equipped with MBS-1 or MBS-1P. If the sensors are not visible, the trailer is equipped with MBS-2.

For MBS-1 or MBS-1P if the trailer currently does not have Meritor WABCO sensor cables, the

appropriate complete retrofit kit must be ordered.

For MBS-2 if tone rings will be pressed onto the existing hubs, then order the appropriate retrofit kit with tone rings. If new hub assemblies with tone rings are preferred for this installation, then order the appropriate retrofit kit without tone rings as well as the appropriate hub assemblies.

### MBS-1/MBS-1P Retrofit Kits

MBS-1 / MBS-1P KITS	2S/1M UNITS	4S/2M UNITS
Complete Retrofit Kits	R955374	R955375
Short Retrofit Kits	R955382	R955383

**Complete Retrofit Kit:** ECU/Valve Assembly, 14' Power Cable, Sensors w/18" leads, 6' Sensor Extension Cables and Sensor Clips.

**Short Retrofit Kit:** ECU/Valve Assembly and 14' Power Cable.

### MBS-2 Retrofit Kit

MBS-2 KITS	KIT WITH TONE RINGS	KIT WITHOUT TONE RINGS
2S/1M or 4S/1M	R955423	R955425
2S/2M	R955426	R955427

**MBS-2 Retrofit Kits:** ECU/Valve Assembly, 14' Power Cable, Sensors, 6' Sensor Extension Cables, Sensor Clips w/18" leads, Axle Plug (Tapped Axle), Press Plugs, Sensor Mounting Blocks, Sealant, Retrofit Instructions and Tone Rings.

#### Part Number 1532014

**2S/1M ABS Kit: INCLUDES:**

- PLC Select Valve/ECU Assembly - 6 port
- Power Cord Extension
- 2 Sensor Clips
- Heavy Duty Hex Nipple
- Installation Instructions / PLC Service Manual



The 1532014 kit has no sensors so that the existing sensors can be used if the existing sensor numbers are 10800126 (Wabash number), or S4410328080 (Meritor number).

#### Part Number R955374

**2S/1M ABS Kit: INCLUDES:**

- ECU Valve Assembly.
- Sensors (2) 1 ft,
- power cable 14 ft w/iso plug,
- sensor extension cables (2) 6' with plug,
- sensor springs (2), installation instructions.

**4S/2M ABS Kit - Part Number - R955375**



The R955374 includes sensors if the existing sensors are not Meritor, or all new sensors are needed.

**MERITOR WABCO**

KITS ARE BOXED / 1 BOX PER TRAILER.

**ABS - 2S/1M - HALDEX PLC - FULL FUNCTION****Part No. AQ961404**

Kit Consists of:

Qty	Part No.	Description
1	AL919310	ECU
1	AL430624	Full Function ABS Valve
2	AL919804	7.5' Sensor Cable Ext
1	AL919901	12' Power Cord Ext
1	Box	Tie Down Clips



- PLC Select ECU Design
- FFABS Relay Valve
- 3/4" nipple, spring brake priority.
- For Van Trailers
- Complies with the March 2001 PLC4 Trucks industry.
- Kit includes detailed instructions for installation and maintenance.

**Part No. AQ960802**

Kit Consists of:

Qty	Part No.	Description
1	AL919310	ECU
1	AL430624	Full Function ABS Valve
2	AL919804	7.5' Sensor Cable Ext
1	AL918602	62' Power Cord, 38' drop
1	Box	Tie Down Clips



- PLC Select ECU Design
- FFABS Valve Type
- Reservoir Mount
- Control Port (1) 3/8"-18
- Emergency Supply Port (1)3/8"-18
- Complies with the March 2001 PLC4 Trucks industry.
- Kit includes detailed instructions for installation and maintenance.

**ABS - 4S/2M - HALDEX PLC - FULL FUNCTION****Part No. AQ963011**

Kit Consists of:

Qty	Part No.	Description
1	AL919311	ECU
1	AL430624	Full Function ABS Valve
2	AL919802	4.5' Sensor Cable Ext.
2	AL919804	7.5' Sensor Cable Ext.
1	AL919901	12' Power Cord Ext.
1	AL364040	Modulator Valve
1	AL40906	Loom Assembly
1	Box	Tie Down Clips



- PLC Select 2M ECU Design
- FFABS Valve Type
- Reservoir Mount
- 2-Port, Dual Nipple 1/2" and 3/4"
- 12V, 3/8" Ports
- Spring Brake Priority
- Kit includes detailed instructions for installation and maintenance.

**ABS PLC SELECT ECU UPGRADE KIT - 2S / 1M****Part No. AQ964110**

Kit Consists of:

1M Power Cord Extension  
0.5M Sensor Extensions  
PLC Select ECU and Bracket  
Tie Down Clips (AL920809)



UPGRADE Kit for AL40953, AL919302, AL919310.

Wheel-speed Sensor and Trailer Power connects directly to ECU - no intermediate cables required. Single fastener design assures easy serviceability. Potted ECU Enclosure provides excellent protection from the environment.

**Part No. AQ964111**

4S/2M also in stock.

**ABS - UNIVERSAL PLC 2S/1M REPLACEMENT KIT****Kit Part No. AQ960510**

Kit Consists of:

Qty	Description
1	PLC Select Valve ECU Assy. 6 Port
1	19' Power Cord Ext.
2	6.6' Sensor Extensions
1	Installation Instructions
1	PLC Service Manual



- PLC Select 2M ECU Design
- ABS Relay Valve Type
- Standard ABS (Modular) requires an additional separate spring brake control

AQ960510 Universal PLC Select ABS Kit will replace all competitive brands and generations of trailer 2S/1M (2 Sensor - One Modulator Valve) ABS systems. These are any systems that utilize a single ABS valve, two sensors, and a separate spring brake control valve. Do not use this kit to replace the Haldex FFABS ABS System as this is a single valve per vehicle.



## ABS COMPONENTS - HALDEX

### ECU Valve PLC Select

#### Part No. AL919338

- Wheel-speed Sensor and Trailer Power connects directly to ECU  
- no intermediate cables required.
- Single fastener design assures easy serviceability.
- Potted ECU Enclosure provides excellent protection from the environment.
- PLC Select 1M supports all 2S/1M applications.



### FFABS Valve - SERVICE BRAKE PRIORITY

#### Part No. AL430614

(Solenoid only=AQ40525)

### FFABS Valve - SERVICE BRAKE PRIORITY

#### Part No. AL430668 (4-SB port)

4 port, 1/2" & 3/4" nipple.

12 volt, 3/8" ports.

- Patented FFABS Valve with integral Spring Brake Control function.
- Pre-installed Reservoir Nipple with swivel and lock-nut feature assures easy serviceability.
- FFABS Valves are standard with filters in both the Control and Supply Ports.
- Production part number is embossed on metal tag.

### FFABS Valve - SPRING BRAKE PRIORITY

#### Part No. AL430624

### TRAILER ABS SOLENOID KIT

#### Part No. AQ40525

- 12 volts, 24 mm electrical connector
- Includes new mounting hardware, check ball,
- DIN solenoid and adapter cable.



### ELECTRONIC CONTROL UNIT (ECU)

#### Part No. AL919342

- Wheel-speed Sensor and Trailer Power connects directly to ECU  
- no intermediate cables required.
- Single fastener design assures easy serviceability.
- Potted ECU Enclosure provides excellent protection from the environment.
- PLC Select 2M supports all 4S/2M (or 2S/2M) applications.
- PLC Select 1M Kits are available to upgrade earlier generation ECU platforms.
- Post October 2009 SKU# incorporates DIN style Solenoid Cable.
- Post October 2009 SKU# shipped with Adapter Cable for pre-DIN ABS Valve and hardware items for 1M ECU's.







### ABS COMPONENTS - HALDEX

#### ABS Modular Valve less ECU Part No. AL364040

##### Single axle application

Number of Ports: 2

Mounting Port Size: 1/2"

Delivery Port Size: 3/8"

Mount: **Reservoir**

Application:

**24mm 12 volt Solenoid.**



#### ABS Modular Valve less ECU

##### Part No. AL364041

##### Multi-axle application.

Number of Ports: 6

Mounting Port Size: 1/2"

Delivery Port Size: 3/8"

Mount: **Reservoir**

Application:

**24mm 12 volt Solenoid**



#### TRAILER ABS FULL POWER CABLE

-All Full Power Cables include  
ABS Lamp Lead.

-All Full Power Cables may be  
shortened to fit application by  
cutting the "stripped end."

-ECU end includes over-molded  
industry 5-Pin female connector.  
For production Mar. '01-present.

##### Part No. Length - Feet

**AL918602** 65.7'

ABS lamp lead is 39.4'

**AL918604** 52.5'

ABS lamp lead is 26.2'

**AL918606** 16'

ABS lamp lead is 10'



#### Sensor Cable extension

-Use universally with any Haldex  
Sensor or Sensor Extension to  
accommodate required length.

-Use in conjunction with 0.5m Sensors  
to interface with the ECU (or Loom)  
connections OR with the longer  
Sensors to gain additional length in  
special application.

**Part No. AL919802** - 1.5M / 4.9'

**Part No. AL919803** - 2.0M / 6.6'

**Part No. AL919804** - 2.5M / 8.2'

**Part No. AL919805** - 3.0M / 9.8'



#### ABS POWER CABLE REPAIR KIT

5 way terminal kit for  
power cables.

**Part No.**  
**AQ15473**



**Part No.**  
**AQ15474**

5 way terminal kit  
for loom assemblies.



#### ABS POWER CORD EXTENSION

Over-mold design introduced  
3Q2009 ECU end includes  
over-molded industry 5-Pin  
female Connector  
Trailer Power end includes  
over-molded industry 5-Pin  
male Connector

##### Part No. Length - Feet

**AL919901** 13.1'

**AL919902** 19.7'

**AL919903** 3.0'



#### Right Angle (90°) Sensor Kit

Includes sensor, bushing clip.

##### Part No. Cable lead-Feet

**AL10271914** 1.6'

**AL10271915** 6.6'

**AL364053** 13.1'



#### ABS SENSOR WIRE RETAINING CLIP

**Part No.**  
**AL920809**





**BENDIX ABS COMPONENTS**

**Bendix® TABS-6™ Standard & Premium Trailer Antilock Braking System.**

**Few connections, small and light, fast and reliable, for all applications.**

**Communicates over PLC.**

**Has a 4 port relay.**



**TABS-6™ Standard**  
2S/1M trailer ABS module.

**Part No. 801855**



**TABS-6™ Premium**

Default setting: 2S/1M.

Auto-configurable to 2S/2M and 4S/2M axle.

**Part No. 801991**

**TABS-6™ 2S/1M ABS Kit - Standard**

Kit Includes:

- 801855 Standard TABS-6
- 801997 5-pin power harness
- 802052 Sensor extension cable
- 5015457 diagnostic label and service data sheet



**Part No. 802997**

**TABS-6™ WS-24 sensor extension - 60"**

**Part No. 802052**

**TABS-6™ ECU pigtail. Standard 2S/1M**

**Power 234" length.**

**Part No. 801998**

**MC-12 Trailer ABS Modules Replacement Kit**

**Part No. 802902**

The MC-12 trailer ABS modules are no longer available. TABS-6 kits are available for service.



**A-18 Trailer ABS Modules**

The A-18 trailer ABS modules are no longer available.

TABS-6 kits are available for service.

**Replacement Kits:**

**Part No. K019708** - With short pigtail - 60".

**Part No. K019711** - With long pigtail - 234".



**Bendix EC-30™ Electronic Controller -ECU**

**Part No. 801236**

6S/4M -sensors and modulators.

Traction control.

EC-16™ and EC-17™ service replacement.



**Bendix Anti-Lock Modulator Valves**

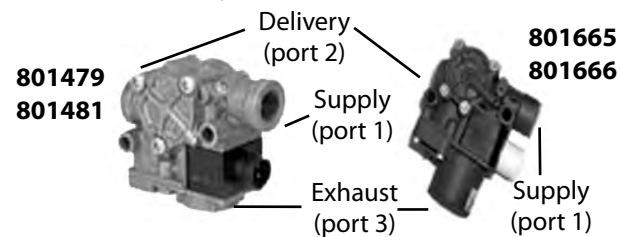
**Part No. System**

**801479** 12 volt, M-32QR™

**801481** 12 volt, M-32QR™

**801665** 12 volt, M-32™

**801666** 12 volt, M-32™



**BR9235™ ABS Modulator / Relay Valve**

3/4" NPT Supply. (4) 3/8" NPT Delivery.

**Part No.801993**



**ABS Diagnostic Tools**

Part No.	Description
K101596	RDU - Remote Diagnostic Unit
801872	RDU adapter - 6 pin to 9 pin adapter cable
802229	RDU adapter - 9 pin to 9 pin adapter cable
K101597	TRDU - Trailer Remote Diagnostic Unit
802165	TRDU adapter - 7 pin connector for TRDU



**WS-24™ Wheel Speed Sensors**

Part No.	Description
801541	90°, 63", with DIN connector.
801543	Straight, 66", with DIN connector.
801546	90°, 60", w/Deutsch connector.
801549	90°, 60", with DT04 connector.
801552	Straight, 75", with DT04 connector.
801534	Clamping Sleeve**

\*\*Clamping sleeve is included with all service new Bendix WS-24 sensors. NEW universal clamping sleeves have a Dynamark symbol stamped on the sleeve.

NOTE: Early Bendix WS-20 clamping sleeves have "BW" in a diamond symbol stamped and cannot be used for WS-24 sensors.





## DEXTER BRAKE ACTUATION SYSTEMS

### DEXTER PREDATOR SERIES BRAKE ACTUATION SYSTEMS

Dexter Axle has the Predator Series line of brake actuation systems, the **Predator DX2**. This model utilizes a patented deceleration sensor for smooth, proportional braking and can power up to four electric brakes. Features include a digital LED that displays voltage output to the brakes and assists with leveling set-up, numeric gain settings, independent manual override for full braking power, short circuit protection, and a seven year product warranty.



**Part No. 058-008-00**



## DEXTER HUBS & HUB AND DRUM ASSEMBLIES

### Part No. 008-174-05

5 spoke Hub & Drum -stud only. 9/16"-18 12" x 2". Grease. 6000 lb. rating.



### Part No. 008-219-13

Hub & Drum. 8-6.5 BC. Cupped and studed. 9/16"-18. 7000 rating. Grease.



### Part No. 008-259-05

Hub Idler. Cupped and studed. 5-4.5 BC. Grease application, 2000 lb. rating. For 13"-15" wheels only.



### Part No. 008-201-09

6 hole Hub & Drum Assembly. 6-5.5 BC. Grease. 1/2"-20. 5200 lb. rating. 12" x 2".



### Part No. 008-247-05

5 spoke Hub & Drum -stud only. 5-4.5 BC. Grease. 1/2"-20. 3500 lb. rating. 10" x 2-1/4".



### Part No. 008-285-10

Hub and Drum. Cupped and studed. 8-6.5 BC. 8000 lb rating. Oil. 5/8"-18.



### Part No. 008-214-05

8 on 6.5 Hub w/cup & studs. 10,000lb rating. Oil. 5/8"-18.



### Part No. 008-248-05

5 spoke idler hub only. 5-4.50 BC. Grease. 1/2"-20 3500 lb. rating.



### Part No. 008-288-03

Hub Idler. Cupped and studed. 5/8"-18. 8-6.50 BC. Oil. 9000-10,000 lb. rating. Light Duty.



### Part No. 008-219-04

8 on 6.5 Hub & Drum Assembly. 12" x 2" Grease. 1/2"-20. 6000 lb. rating.



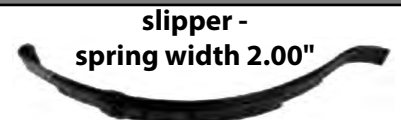
## DEXTER TRAILER SPRINGS

### Part No. 072-027-00 (double eye)

6 leaf, 25" length, 3,500 lb. capacity

### Part No. 072-042-00 (double eye)

4 leaf, 25" length, 1,750 lb. capacity

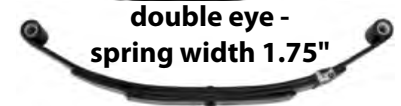


### Part No. 072-032-00 (slipper)

5 leaf, 26" length, 3,600 lb. capacity

### Part No. 072-073-00 (double eye)

5 leaf, 25" length, 3,000 lb. capacity



When replacing worn or broken springs, your worn spring will be longer than a new spring due to wear.

**Part No. 007-001-01** Slipper Bolt 7/8" x 4.5

**Part No. 007-003-00** Spring Bolt 9/16" x 3.0

**Part No. 007-017-00** Spring Bolt 9/16" x 3.5

## DEXTER WHEEL SEALS

### Part No. 010-003-00

1.23 x 1.98 S-Lip Grease Seal.

### Part No. 010-036-00

2.25 x 3.37 D-Lip Grease Seal fits 12"x2" hub (after '98)

### Part No. 010-056-00

3.125 x 4.506 Oil Seal fits 10k-15k HD hubs.



### Part No. 010-010-00

2.125 x 3.376 Oil Seal (w/.468 double lip)

### Part No. 010-040-00

1.938 x 2.51 Seal fits 12x2 MHU hub

### Part No. 010-060-00

1.50 x 1.98 D-Lip Grease Seal fits 7" hub

### Part No. 010-019-00

1.72 x 2.56 D-Lip Seal fits 10"x2-1/4" hub.

### Part No. 010-051-02

2.87 x 3.88 Oil Seal fits 9k and 10k GD hub/drum

### Part No. 010-063-00

2.25 x 3.38 Oil Seal fits 7.2k and 8k drums





## DEXTER BRAKE ASSEMBLIES - ELECTRIC

**Part No. K23-026-00 (LH)**

**Part No. K23-027-00 (RH)**

10 X 2-1/4, 4 hole, 3500 lb.

**NEW VERSION OF K23-026/027**

**Part No. K23-468-00 (LH)**

**Part No. K23-469-00 (RH)**

10 x 2-1/4, 3500 lb. Nev-R-Adjust™

**Part No. K23-105-00 (LH)**

**Part No. K23-106-00 (RH)**

12 x 2, 5 hole, 6000 lb.

Also available as **023-105-09**, LH 9-hole.

Also available as **023-106-09**, RH 9-hole.

**NEW VERSION OF K23-105/106**

**Part No. K23-450-00 (LH)**

**Part No. K23-451-00 (RH)**

12-1/4 x 3-3/8, 9-10000 lb.

**Part No. K23-180-00 (LH)**

**Part No. K23-181-00 (RH)**

12 x 2, 7000 lb.

**NEW VERSION OF K23-180/181**

**Part No. K23-458-00 (LH)**

**Part No. K23-459-00 (RH)**

12 x 2, 5200 lb. Nev-R-Adjust™

CSA brake assembly

**Part No. K23-047-00 (LH)**

**Part No. K23-048-00 (RH)**

7 X 1-1/4, 2000 lb.

**Part No. K23-428-00 (LH)**

**Part No. K23-429-00 (RH)**

12-1/4 x 2-1/2, 7200 lb.

Manual adjust.

**Part No. K23-434-00 (LH)**

**Part No. K23-435-00 (RH)**

12-1/4 x 3-3/8, 4 hole, 8000 lb.

**Part No. K23-438-00 (LH)**

**Part No. K23-439-00 (RH)**

12-1/4 x 4, 10000 lb.

**Part No. K23-442-00 (LH)**

**Part No. K23-443-00 (RH)**

12-1/4 x 5, 12000 lb.

FSA brake assembly

**Part No. K23-446-00 (LH)**

**Part No. K23-447-00 (RH)**

12-1/4 x 5, 15000 lb.

**Part No. K23-464-00 (LH)**

**Part No. K23-465-00 (RH)**

12 x 2, 7000 lb. Nev-R-Adjust™



## DEXTER BRAKE ASSEMBLIES - HYDRAULIC

**Part No. K23-312-00 (LH)**

**Part No. K23-313-00 (RH)**

10" x 2-1/4", uni-servo, 3500 lb.

**Part No. K23-342-00 (LH)**

**Part No. K23-343-00 (RH)**

12" x 2", free backing, 7000 lb.

**Part No. K23-344-00 (LH)**

**Part No. K23-345-00 (RH)**

10 X 2-1/4 free backing, 3500 lb.



**DEXTER BRAKE DRUMS, BRAKE SHOES, AND HUBCAPS****DRUMS****Part No. 009-027-01**

12.25 X 4, 8 hole, 7.5 bolt circle, 10,000 lb.

**Part No. 009-028-01**

12.25 X 5, 8 hole, 7.5 bolt circle. 12-15,000 lb.

**Part No. 009-044-01**

12.25 X 3-3/8 , 8 hole, 9-10,000 lb.

**BRAKE SHOE & LINING KITS****Part No. K71-047-00**

For 10 x 2-1/4 electric. 3500 lb.

**Part No. K71-048-00**

For 12 x 2 DXQ 5200 CSA.

**Part No. K71-049-00 (LH)****Part No. K71-050-00 (RH)**

For 12-1/4 x 3-3/8, 8-10,000 GD. Electric.

**Part No. K71-127-00**

For 12 x 2 6000-7000 lb CSA. Electric.

**Part No. K71-165-00 (LH)****Part No. K71-166-00 (RH)**

For 12-1/4 x 3-3/8 8-10,000 GD. Hydraulic.

**Part No. K71-498-00 (LH)****Part No. K71-499-00 (RH)**

For 12-1/4 x 3-3/8, 8-10,000 GD. Electric.

Cast backing plate as of 04/00.

**Part No. K71-500-00 (LH)****Part No. K71-501-00 (RH)**

For 12-1/4 x 4. Electric. 10,000 lb. HD.

Cast backing plate as of 04/00.

**BRAKE SHOE & LINING****Part No. 040-164-01**

12.25 X 4, Air.

**Part No. 040-321-01 (4700)**

12.25 X 4, Air PQ, 10, 000 lb.

**Part No. 040-322-01 (4661FC)**

12.25 X 5, Air PQ, 12-15, 000 lb.

**HUBCAP KITS****Part No. K71-038-00**Oil cap-O-Ring and Plug kit,  
6-8,000 lb screw-in and 9,000 lb prior to 10/89.**Part No. K71-148-00**Oil cap, O-Ring and Plug kit, 10-15,000 lb  
screw-in and 9,000 lb after 10/89.**Part No.  
046-032-00**

Plug for Oil Cap..

**Part No. K71-315-00**Grease cap and plug kit for 7", 10"x1.5"  
& 10"x2-1/4" hub, E-Z Lube® Chrome.**Part No.  
010-050-00**

3.734 i.d. x .139

**O-Ring.****Part No. K71-317-00**Grease cap and plug kit for 12"x2" hub,  
5 and 6 bolt. E-Z Lube®. Chrome.**Part No. K71-319-00**

12 x 2. 8 bolt. E-Z Lube®. Chrome.

**Part No. K71-320-00**

E-Z Lube® Plug only

**Part No. K71-704-00**Oil Cap, 9000-10,000lb,  
with O-ring and Plug.  
After 07/09.**Part No. 021-001-00**Grease Cap for 12" x 2 hub  
with 4, 5, 6 bolt. 2.45 O.D.**Part No. 021-003-00**Grease Cap for 7", 10 x 1-1/2",  
10 x 2-1/4" hub. 1.99 O.D.**Part No. 021-039-00**

Grease Cap 12" x 2" hub, 8 bolt. 2.72 OD.



Grease Cap - EZ LUBE. Galvanized.

**Part No. 021-041-00 (1.99 OD)****Part No. 021-042-00 (2.45 OD)****Part No. 021-043-00 (2.72 OD)**

Rubber PLUG for EZ LUBE cap.

**Part No. 085-001-00**



## DEXTER MAGNET KITS, CYLINDERS, SUSPENSION PARTS & MISC.

### **MAGNET KITS**

#### **Part No. K71-104-00**

For 10 x 2-1/4. Green Wire.



#### **Part No. K71-105-00**

For 12 x 2 6,000 lb. White Wire.

#### **Part No. K71-125-00**

For 12 x 2 7,000 lb. Black Wire.

#### **Part No. K71-375-00 (white wire)**

For 12-1/4 x 3-3/8 8,000 lb.  
electric brakes (after 6/92)

Used with actuating lever kit  
047-123-06 or 047-123-05.



#### **Part No. K71-376-00 (yellow wire)**

For 12-1/4 x 3-3/8 9-10,000 lb.  
or 12-1/4 x 4 10,000 lb.  
electric brakes (after 6/92)

Used with actuating lever kit  
047-123-06 or 047-123-05.



#### **Part No. K71-378-00 (blue wire)**

For 12-1/4 x 5 15,000 lb.  
electric brakes (after 6/92)

Used with actuating lever kit  
047-123-24 or 047-123-23.



#### **Part No. 027-050-00**

Magnet retainer clip, 10-15,000 lb.



#### **Part No. 027-009-00**

Magnet retainer clip.



### **BRAKE SPRING KITS / ADJUSTING SCREWS**

#### **Part No. K71-324-00**

Adjusting screw and spring for  
10-1/4 x 1-1/2 and 10-2-1/4 hydraulic  
and electric, and 12 x 2 electric brakes.



#### **Part No. 043-004-00 (Adjusting screw only)**

#### **Part No. K71-411-00**

Adjusting screw and spring for  
12-1/4 x 2-1/2 electric brakes  
and all 12-1/4 manual adjust brakes.



#### **Part No. K71-363-00**

Brake adjuster kit for one  
10 x 2-1/4, 12 x 2  
electric brakes  
without parking feature.



#### **Part No. K71-418-00**

Brake adjuster kit for one  
12-1/4 x 3-3/8, 12-1/4 x 4  
and 12-1/4x5 electric brake  
with stamped backing plate.



#### **Part No. K71-421-00**

Brake spring kit for one  
12-1/4 x 3-3/8, 12-1/4 x 4  
and 12-1/4 x 5 electric brake  
with stamped backing plate.



#### **Part No. K71-506-00**

Brake spring kit for one  
12-1/4 x 3-3/8, 12-1/4 x 4  
and 12-1/4 x 5 electric brake  
with cast backing plate.



**DEXTER SUSPENSION PARTS & MISC.****SUSPENSION KITS****Part No. K71-365-00**

Equalizer kit for  
2" wide slipper springs  
for 33.5" axle spacing.  
(Interchange No. A/P-202-00)

**Part No. K71-401-00**

Suspension kit for 1-3/4"  
wide double eye springs,  
tandem axles.  
(Interchange No. A/P-223-00)

**Part No. K71-403-00**

Suspension kit for 1-3/4"  
wide double eye springs,  
single axles. (Interchange No. A/P-122-00)

**HANGER KITS****Part No. HGR-104-10**

Single hanger kit, boxed, 2000 lb - 7200 lbs.  
for use with double eye springs.

**Part No. HGR-202-10**

Tandem hanger kit, boxed, 3500 lb - 7200 lbs.  
for use with slipper springs.

**Part No. HGR-248-10**

Tandem hanger kit, boxed, 2000 lb - 7200 lbs.  
for use with double eye springs.

**EQUALIZER****Part No. 013-122-02**

Equalizer, 3500 lb.  
35" axle spacing.

**Part No.****006-007-01**

9/16" Hex Lock Nut.

**Part No.****006-111-00**

7/8" Equalizer Nut.

**Part No. 014-077-00**

Bushing, used spring eye  
and equalizer. 1.74" long,  
.575" ID. .698" OD.

**Part No. 003-042-00**

Spring Seat, 6000 lb, for 3" tube.

**Part No. 003-043-00**

Spring Seat, 6000 lb, for 2-3/8" tube.

**U-BOLTS****Part No. 011-017-00**

3" round x 6.63"  
1/2-20, 6000 lb.

**Part No. 011-018-00**

3" round x 7.00"  
1/2-20, 6000 lb.

**Part No. 011-021-00**

2-3/8" round x 5.5"  
1/2-20, 3500 lb.

**Part No.**  
**006-026-00**  
1/2" nut for Ubolt.

**Part No. 011-054-00**

1.75" round x 4.5"  
3/8-24, 2000 lb.

**Part No. 011-074-00**

2-3/8" round x 5.00"  
7/16-20, 3000 lb.

**TIE PLATES****Part No. 012-001-00**

6000 lb, 3" tube, 1-3/4" springs.

**Part No. 012-002-00**

6000 lb, 3" tube, 2" double eye springs.

**Part No. 012-040-00**

2000 lb, 1.75" tube, 1-3/4" springs.

**Part No. 012-051-00**

3500 lb, 2-3/8" tube 1-3/4" springs.

**DEXTER AXLE****SHACKLE LINKS****Part No. 018-011-01**

"Short" 2-1/4" center to center of holes.

**Part No. 018-012-01**

"Long" 3-1/8" center to center of holes.



**DEXTER TORFLEX ORDER FORM FOR AXLES 600 LB TO 10,000 LB**

**TORFLEX AXLE ORDER FORM FOR AXLES 600 TO 10K HD.**

**Axle Capacity:** \_\_\_\_\_

**Hub Face:** \_\_\_\_\_

**Outside Bracket:** \_\_\_\_\_



<b>Brakes:</b>	Yes:	Electric	Hydraulic:	Uni-Servo	Free Backing	Duo-Servo
	No:	Flange	No Flange			

**Spindle Type:** Grease      EZ Lube      Nev-r-lube      Oil

**Bolt Pattern:**

4 on 4.50	4 on 4.50 (5.5 dia idler) (6.5 dia idler)	5 on 4.75
5 on 5.00	6 on 5.50	8 on 6.50

Stud size 8 on 6.5 only  
1/2"    5/8"    9/16"

**Start Angle Degree:**

45 down	Zero
32 down	10 up
22.5 down	22.5 up
10 down	

**Bracket Orientation:**

LP STD (I)	HP STD (I)	3" HP STD (I)
LP REV (O)	HP REV (O)	3" HP STD (O)

**Attaching Parts Kit:**      Side Mount      Top Mount

-From Dexter- "Return Policy"  
If due to a customer error....

Dexter generally does not accept return of axles and/or beam assemblies unless a special restocking charge has been agreed upon. The standard restocking charge for these items is 50%. Axles and beams are items that have been custom made to a specific order. This potentially, results in many components being scrapped. The customer will be responsible for freight incurred for the return.





**DEXTER SPRING AXLE ORDER FORM FOR AXLES 2,000 LB TO 8000 LB**

**SPRING AXLE ORDER FORM FOR AXLES 2K THROUGH 8K**

**Axle Capacity:** \_\_\_\_\_

**Hub Face:** \_\_\_\_\_

**Spring Center:** \_\_\_\_\_



<b>Brakes:</b>	Yes:	Electric	Hydraulic:	Uni-Servo	Free Backing	Duo-Servo
	No:	Flange	No Flange			

<b>Spindle Type:</b>	Straight	4" Drop	6" Drop
	Grease	EZ Lube	Nev-r-lube (straight only) Cartridge size of Nev-R-Lube

**Bolt Pattern:**

**Hub Size (Idler 2k)**

<b>Spring:</b>	Yes:	Double Eye: Length:	Capacity:
	No:	Slipper: Length:	Capacity:

<b>Spring Mount:</b>	Over	Under	Seats Loose 1.75" wide 2" wide
----------------------	------	-------	-----------------------------------

**Hanger Kit:**

**Attaching Parts Kit:**

-From Dexter- "Return Policy"

If due to a customer error....

Dexter generally does not accept return of axles and/or beam assemblies unless a special restocking charge has been agreed upon. The standard restocking charge for these items is 50%. Axles and beams are items that have been custom made to a specific order. This potentially, results in many components being scrapped. The customer will be responsible for freight incurred for the return.



**DEXTER AXLE ORDER FORM FOR AXLES 9000 LB TO 15,000 LB**

**SPRING AXLE ORDER FORM FOR AXLES 9K THROUGH 15K**

**Axle Capacity:**\_\_\_\_\_

**Hub Face:**\_\_\_\_\_

**Track Width:**\_\_\_\_\_

**Spring Center:**\_\_\_\_\_



<b>Brakes:</b>	Yes:	Electric Hydraulic:	Uni-Servo, Free Backing, Duo-Servo n/a on 9k & 10k general duty axles
	No:	Air Flange	No Flange

<b>Spindle Type:</b>	Grease	Oil
<b>Air Chamber:</b>	Type 20	20/24 spring brake
	Type 30	30/30 spring brake

<b>Cam Length:</b>	Standard	Special Length
<b>Slack Adjuster</b>	Manual	Automatic

**Bolt Pattern:**

**Hub Size (Idler 2k)**

<b>Spring:</b>	Yes:	Slipper:	Length:	Capacity:
	No:			
<b>Spring Mount:</b>	Over	Under	Seats Loose	

**Hanger and A/P Kits:**

<b>Single Axle:9k</b>	HAP-105-00		
<b>10k Gen</b>	2-1/2" Spring	HAP-158-00	3" spring HAP-103-00
<b>10k H-D thru 15k</b>	HAP-103-00		
<b>Multiple Axles</b>	<b>38" spacing</b>	<b>42.25 spacing</b>	<b>48" spacing</b>
<b>9k</b>	HAP-205-01	HAP 205-02	HAP-205-03
<b>10k 2.5" spring</b>	HAP-258-01	HAP 258-02	HAP-258-03
<b>10k H-D thru 15K 3" spring</b>	HAP-203-01	HAP 203-02	HAP-203-03

**Please Note:**  
 Single Axle applications require (1) Single Axle Hanger and AP Kit  
 Tandem Axle applications require (1) Single Axle Hanger & AP kit & (1) Multi Axle Conversion Kit Triple Axle applications  
 require (1) Single Axle Hanger & AP kit & (2) Multi Axle Conversion Kits  
**THE SAME RETURN POLICY HOLDS TRUE FOR THESE AS THE OTHER 2 NOTED.**



**DEXTER HEAVY DUTY AXLE ORDER FORM 20,000 LB TO 25,000 LB**

Dexter Heavy Duty Axle Order Form 20,000 lb - 25,000 lb.

Axle Capacity: 1/2"Wall 5/8"Wall 3/4"Wall

Track Width: \_\_\_\_\_

Spring Center: \_\_\_\_\_



Air Brakes: 12-1/4x7-1/2 16-1/2x7 None

Hubs: 3 spoke 5-spoke 10 hole inboard 10 hole outboard 8 hole outboard None

Hub piloted option: yes no

Spindle type: Grease or Oil

Air Chambers: T30 service or 30/30 complete or None

Cam Length: Standard \_\_\_\_\_ or Other \_\_\_\_\_

Slack adjuster: Manual or Automatic or None

Abs: Complete (sensors, blocks, tone rings) or Sensor blocks w/ sensors or Blocks only

Dust shields: yes or no

-From Dexter- "Return Policy"

If due to a customer error.... Dexter generally does not accept return of axles and/or beam assemblies unless a special restocking charge has been agreed upon. The standard restocking charge for these items is 50%. Axles and beams are items that have been custom made to a specific order. This potentially, results in many components being scrapped. The customer will be responsible for freight incurred for the return.



## DEXTER AXLE WHEEL END

### **SPINDLE**

#### **Part No. 002-161-22**

2600 lb, spindle only.  
EZ LUBE and FLGD.



#### **Part No. 005-004-00**

Lock washer - 3/8"

#### **Part No. 006-017-00**

Lock nut - 7/16"-20

#### **Part No. 006-191-00**

Spindle nut, use w/190 clip

#### **Part No. 005-008-00**

Lock washer - 7/16"

#### **Part No. 006-026-00**

Lock nut - 1/2"-20

#### **Part No. 007-115-00**

Wheel stud 3.16 x 5/8"

#### **Part No. 005-023-00**

Spindle washer, 1" OD  
EZ-LUBE Axles.

#### **Part No. 006-053-00**

Wheel nut 5/8-18.

#### **Part No. 007-122-00**

Wheel Stud 1/2-20 x 1.99

#### **Part No. 005-027-00**

Spindle washer - 1" ID

#### **Part No. 006-058-00**

Flanged wheel nut 5/8-18.

#### **Part No. 007-126-00**

Shackle bolt

#### **Part No. 005-057-00**

Spindle washer - D - 1" x 2"

#### **Part No. 006-080-00**

Lug nut, 1/2" RV taper

#### **Part No. 007-132-00**

Wheel Stud 9/16"-18 x 2.30

#### **Part No. 005-059-00**

Tang washer - 1-3/4"

#### **Part No. 006-092-01**

Flanged shackle nut 7/16"-20

#### **Part No. 007-244-00**

Flange screw, 1/2"-13x1.75

#### **Part No. 005-071-00**

Tang washer, 1-1/2"

#### **Part No. 006-109-00**

Wheel nut 5/8 x 1.06 Hex

#### **Part No. 007-262-00**

Wheel Stud 1/2-20" x 2-1/2"

#### **Part No. 005-101-00**

Spindle washer EZ LUBE

#### **Part No. 006-113-00**

Lock nut 3/4"-10 Hex.

#### **Part No. 009-002-00**

Cotter pin - 1/8" x 1.75

#### **Part No. 006-005-00**

Spoke hub nut - 9/16"

#### **Part No. 006-176-00**

Slotted spindle jam nut

#### **Part No. 015-002-00**

Rim Clamp

#### **Part No. 006-010-00**

Lock nut - 3/8"-24

#### **Part No. 006-190-00**

Retainer clip, use w/191 nut

#### **Part No. 033-052-01**

Wheel clamp plate,  
9000 lb-12,000 lb.



## LIGHT DUTY TRAILER/TRUCK PRODUCTS

**Part No. BH82000**

Combo Hitch & Hook  
w/ 2" Forged steel ball  
16,000 lb. max weight.

**Part No. BH82516**

Combo Hitch & Hook  
w/ 2-5/16" Forged steel ball 16,000 lb. max weight.

**Part No. 1802005**

Hitch ball. Chrome. 2" ball diameter.  
1" shank diameter. 2-1/8" shank length.  
M.G.T.W. 5,000 lbs.

**Part No. 0091065**

Coupler, 2" ball x 3" channel.  
3,500 lb max weight.

**Part No. 0090100**

Coupler, 2-5/16" adjustable coupler only  
12,000 lb max weight.

**Part No. PH20**

20-ton pintle hook. Drop forged steel.  
Black powder coat. 40,000 lb max weight.  
Drawbar eye specs-2"-3" I.D. with  
1-1/4"-1-5/8" diameter section.

**Part No. PM87**

Pintle Hook Mount. Continuous welds.  
Black powder coat finish.  
High and Low positioning.

**Part No. RT28510**

Receiver tube. 2" id x 10". Plain finish.  
Cast steel collar. 5/8" hitch pin hole.

**Part No. B23-DRING**

Light-Duty surface mount rope ring.  
Zinc plated. 1/4" welded D-ring with  
14 ga. steel clip. 1/4" mounting holes.  
400 lbs WLL and 1200 ultimate breaking strength.



**D-RINGS:** (Note: Not for overhead use.) 2-pc.

**Part No. B38W** 1/2" diameter ring.  
2-1/2"x2-3/8" 4,080 lb safe working load

**Part No. B40** 5/8" diameter ring.  
3"x 3" 6,130 lb safe working load

**Part No. B46** 3/4" diameter ring.  
3"x 3" 9,120 lb safe working load

**Part No. B48** 1" diameter ring.  
3"x 3" 15,586 lb safe working load

**Part No. B50-DRING** 1" diameter ring.  
4"x 3" 15,586 lb safe working load

**Part No. B16137**

Adjustable Eye Only.  
3" I.D., 2" mounting.

**Part No. B18135**

Adjustable eye assembly with  
5-position setting. 3" channel.  
2000 lb M.V.I. , 12000 lb M.G.T.W.

**Part No. B03835SC**

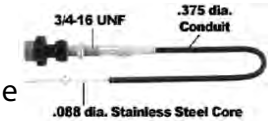
Safety Chain w/ hook  
10,000 lb. max, 3/8" X 35"

**Part No. BSC3835**

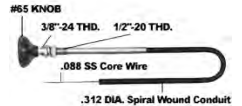
Safety Chain w/ hook  
15,000 lb max, 3/8" X 35"

**Part No. VCGTX10** (10 ft.)

Vernier heavy-duty adjustable  
locking control cables.

**Part No. RO5B5X10** (10 ft.)

Travel control cables, 5"

**Part No. TGL3410ST**

Tailgate latch assembly with  
forged rod end and bracket.

**Part No. TGL3410**

Has aluminum rod end and bracket.

**Part No. B2373C**

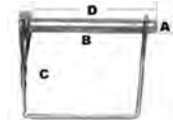
Stake Pocket, straight, 1/4" steel,  
weld-on. 3-1/2" x 1-3/4" id. 4" depth.

**Part No. SH675SS**

Stainless Steel Shovel holder.

**Part No. 66064**

Snapper Pin A=1/4",B=2-1/2",  
C=2-1/2", D=2-49/64"

**Part No. HP6253WC**

Hitch Pin - Zinc plated with  
hairpin cotter. 5/8" x 4" Fits 2" receiver.

fits 6-1/2" oval

**Part No. LB383**

Light Box. Black powder coat.

**Part No. HPGS100**

Stem mount Gauge, 0-100 psi.  
Glycerin filled, 2-1/2" diameter.



**Part No. HPGS200** 0-200 psi.



## TEKONSHA PRODUCTS

### Part No. 90885

Prodigy® P2 electronic brake controller for 1 to 4 axle trailers. Proportional. Limited Lifetime Warranty.



### Part No. 9030

Voyager® Electronic Brake Control 2 to 8 axle systems. "The best valve you will find for smooth and secure trailer braking. 5 year Limited Warranty.



### Part No. 90160

Primus®IQ Electronic Brake Control 2 to 6 Axle Systems. It works proportionally in reverse for backing into tough spots. Digital readout. LED display. Plug and play port for 2-plug adapters.



### Part No. 5500

Draw-Tite® Activator® II electronic brake controller for 1 to 4 axle trailers. Timed actuated. Digital output indicator. Thumb wheel output adjustment. "Up-front: manual override control. Overload indicator. Mounting hardware included. Plug and Play feature.



### Part No. 2024-07

Maintenance Charger DC to DC 12 volt. Provides maintenance-free assurance that breakaway batteries are always fully charged. Auto shut off to prevent overcharging.



### Part No. 2051 Battery Case

Quick, easy four-bolt installation on any flat surface. For use with self tapping screws or similar fasteners. Lockable heavy duty rust-proof polymer case protects battery and charger from elements and corrosion.



### Part No. 2009-A

Cable and Pin replacement for 2009 switch.



### Part No. 2009-P

Breakaway Switch, Metal.



### Part No. 2010-A

Cable and Pin replacement for 2010 switch.



### Part No. 2010-P

Breakaway switch with forced nylon case. Weldable metal tab and coated 48" lanyard. Rust and corrosion-free assures long life. Silver contact points remain corrosion-free for positive contact. Nylon pull pin can't freeze up — assures positive actuation.



### Part No. 2023X

Battery for 2028Kit. 12v, 5-Amp/hour sealed lead acid battery for use with Shur Set III Breakaway Systems on single, tandem trailers equipped with electric brakes. Battery requires periodic recharging to maintain optimum performance.



### Part No. 20015 Breakaway Kit

Includes 2051 Lockable All Polymer Battery Case with Flat Surface Mounting; 2023 Rechargeable Sealed 12v 5-Amp/hr Lead Acid Battery And Terminals; 2024 DC-to-DC Heavy Duty Quick / Maintenance (Two Stage) Battery Charger; 2010 Nylon Breakaway Switch.



### Part No. 2028

Break Away Kit for Single and Tandem Trailers. **Includes:** Battery Case w/ mounting bracket, 2023X sealed 12V-5 Amp battery, 2024 DC-DC maintenance battery charger, 2130 Nylon breakaway switch.



**HAMMERBLOW PRODUCTS - BULLDOG LEGS AND COUPLERS****Part No.182400**

Drop Leg Jack. 12,000 lb. rating  
Direct Weld Mount.  
Standard Disc Foot  
12.5" of Travel.

**Part No.182800**

Drop Leg Jack with Spring Return  
12,000 lb. rating. Direct Weld Mount  
Standard Disc Foot. 12.5" of Travel.

**Part No.190704**

Top Wind Jack. 7000 lb. rating  
Direct Weld Mount. 15" of Travel.

**Part No.190754**

Side Wind Jack. 7000 lb. rating  
Direct Weld Mount Drop Leg. 15" of Travel.

**Part No.158109**

Side Wind Swivel Jack, round.  
2000 lb. rating. 10" Travel  
Weld on Tubular mount included.

**Part No.158151** 15" travel**Part No.158452**

Top Wind Swivel Jack, round.  
2000 lb. rating. 15" Travel  
Weld on Tubular mount included.

**Part No.151401**

Top Wind Swivel Jack, round.  
2000 lb. rating. 10" Travel  
Weld on retaining ring swivel included.

**Part No.151101**

Side Wind Swivel Jack, round.  
2000 lb. rating. 10" Travel  
Weld on retaining ring swivel included.

**Part No. 1701480317  
(170150)**

Top Wind Swivel Jack, round.  
5000 lb. rating. 15" Travel  
No foot, no mount, painted outer tube, zinc inner.

**Part No.178203**

Side Wind Swivel Jack, round.  
5000 lb. rating. 15" Travel  
Weld on Tubular mount included.

**Part No.198250**

Side Wind Swivel Jack, round.  
7000 lb. rating. 15" Travel  
Weld on Tubular mount included.

**Part No.178151**

Top Wind Swivel Jack, round.  
5000 lb. rating. 15" Travel  
Weld on Tubular mount included.

**Part No.178101**

Top Wind Swivel Jack, round.  
5000 lb. rating. 10" Travel  
Weld on Tubular mount included.

**Part No.1750290317**

Top Wind A-Frame, round.  
12.2" bracket to ground retracted.  
5000 lb. rating. 15" Travel  
Weld-on/bolt-on bracket.  
Less wheel or base.

**Part No.175000**

12.25" bracket to ground retracted.

**Part No.018173**

Detachable Disc Foot, 150 series.

**COLLAR-LOK™ COUPLERS****Part No.028382**

Coupler, 2" ball size. Tongue mount  
width 3". Straight channel, 5,000 lbs.

**Part No.028462**

Coupler, 2-5/16" ball size. Tongue mount  
width 3". Straight channel, 12,500 lbs.

**Part No. XP100301**

Marine and recreational Jack.  
1200 lbs. Swing-away. Bolt on.  
Steel construction.  
10" travel. 6" poly wheel.





**BENDIX DISC BRAKE PAD SETS**



**PREMIUM OEM - Disc Brake Pads**



•Disc Brakes Are Not Interchangeable Like Drum Brakes.

- One set services one axle
- Long service life
- Resistance to noise and kind to rotors.
- Proven stopping performance
- Superior friction attachment



Formula Blue™ medium-duty pads are available in both Heavy Duty grade – where maximum service life is essential – and Premium formulations, where quiet running is a must.

**Part No. E10901840**

**(BD184BX108) (E-D380-V)**  
GMC, Ford, International. '79-'03  
2.60 Bendix Calipers.



**Part No. E10902240**

**(BD224BX108) (E-D224-V)**



**Part No. MKD769PREM**

Chevrolet, C4500 & C5500. '03-'05



**Part No. E10907860**

**(BD786BX108) (E-D786-V)**



**Part No. E10902250**

**(BD225BX108) (E-D225-V)**



**Part No. MKD786 (E-D786-S)**

GMC, Ford, International.  
(multi-years)  
Bosch-Pin slider 73mm.

**Part No. MK225PREM (E-D225-S)**

GMC, Ford, International. '90-'04  
2.88 Bendix Calipers.

**Part No. E10907861**

**(BD786ABX108)**



**Part No. E10902360**

**(BD236BX108) (E-D236-V)**  
GMC, Ford, International. ('84-'95)  
2.88 Bendix Calipers.



**Part No. MKD786A (E-D786A-S)**

Bosch-Pin slider 66mm.



**BENDIX SEVERE DUTY DISC PADS**

**SEVERE DUTY PADS FOR HYDRAULIC DISC BRAKES**

Engineered for superior stopping, high fade resistance, and long life. Formulated for school bus and other severe use vehicles.

Typical Frictional Properties		Typical Physical Properties	
SAE J661a		Gogan Hardness	27
Normal Friction	0.330	Specific Gravity	3.10
Hot Friction	0.316	Flexural Strength (Average)	
400° F Wear Friction	0.330		



Part No.	Application
<b>E10901840</b>	Bendix 2.60" Twin Piston (1st & 2nd designs)
<b>E10902250</b>	Bendix 2.88" Twin Piston (1st & 2nd designs)
<b>E10602240</b>	Dayton 2.50" Twin Piston
<b>E10902360</b>	Dayton 2.88" Twin Piston





**LONG STROKE BRAKE CHAMBER INFORMATION**

**Long Stroke Brake Chambers**

Watch your brake chambers!

Most new vehicles are now being equipped with long-stroke brake chambers.

This allows more stroke than older models.

You will find clamp type 16 and clamp type 20 long stroke chambers on the steering axles and clamp type 24 and clamp type 30 long stroke chambers on other axles.

Some of the type 30 chambers allow a three-inch stroke.

A long stroke brake chamber can be identified by the raised inlets, embossed etching on the side of the chamber and/or a trapezoidal shaped I.D. tag indicating long stroke, and the maximum stroke allowed.

The key advantage of the extra stroke available from the actuator's unapplied position to full extension, is that it keeps brakes in adjustment longer, reduces out of adjustment citations and improves brake efficiency.

All VENDORS advise to never install long stroke and standard stroke chambers on the same vehicle.

This can cause poor brake balance and timing.

When servicing these brake actuators, it is imperative that strict attention is paid to the components. These chambers have push rod stroke capabilities in excess of the standard 2.25" to 2.5" design.

(They are identified as " Long Stroke"- "LS"-or "3"stroke")

The components are unique, and include the following:

- service diaphragm
- service housing
- service push rod
- complete piggyback

**Long Stroke Brake Chambers Have Square Ports.**



**Long Stroke with Square Ports**



**Standard Stroke with Round Ports**

**Single chambers -service chambers also have the square ports.**



**NEW!**

Bendix® EverSure® Air Disc Brake Spring Brake Chamber. Type 18/24, 2.25" stroke, 3/8"-18 NPTF ports.  
**Part No. K043329**





## SPRING BRAKES - BRAKE CHAMBERS - FLEETCRAFT

### MANY FEATURES make Fleetcraft Spring Brake Chambers durable and long-lasting!

- A patented spring housing seal design.
- Permanently engraved/painted push rod stroke indicator.
- Precision weld push rod and plate attachment.
- A steel w/precision welded hub pressure plate.
- Aluminum die cast center section that is the thickest in the industry.
- A precision ground mirrorplated center piston finish.

Wrap it up with a STRONG Warranty! Made in the U.S.A.



### FLEETCRAFT® SPRING BRAKE CHAMBERS LISTING



Part No.	Description
1010447	30/30, Less Clevis. 4 year warranty.
1010448	30/30, Piggyback chamber. 4 year warranty.
1010449	30/30, Complete With Clevis. 4 year warranty.
1010450	24/24, Long stroke, 2.5", Complete less Clevis. 4 year warranty.
1010451	30/30, w/12.5"rod for Intraax, less clevis. 4 year warranty.
1010452	30/30, w/cut shaft 5.75". (7.25" to clevis.) 4 year warranty.
1010453BX	3030 piggyback kit, includes clamp and diaphragm.
1010456	30/30, long stroke - 3", 4 year warranty.
1010457BX	30/30 long stroke piggyback kit, includes clamp and diaphragm.
1010459	30/30, 2.5" stroke, double clamp, tamper resistant. 2 year warranty.
1010460	30/30, 2.5" stroke, double clamp, tamper resistant. 2 year warranty.
1010463	30/30, 2.5" stroke, double clamp, tamper resistant. 4 year warranty.



### FLEETCRAFT SERVICE CHAMBERS (Less Clevis)

Part No.	Description	Stroke
1036120	TYPE 12	1.75"
1036160	TYPE 16	2.25"
1036200	TYPE 20	2.50"
1036240	TYPE 24	2.50"
1011900	TYPE 30	2.50"



WE HAVE THE TYPE 30 SERVICE CHAMBERS AVAILABLE IN DIFFERENT PRE-CUT SHAFT LENGTHS:  
**Part Numbers: 1011901/1011902/1011903.**

### **WARNING!**

Do not attempt to remove or service the spring chamber clamp ring on any spring brake. The large spring in the spring chamber has extreme force which could cause serious bodily injury if it were suddenly released due to inadvertent removal of this clamp.



**HALDEX ACTUATORS (SPRING BRAKES - BRAKE CHAMBERS)**

Haldex GOLD SEAL® is guaranteed with a **four-year, unlimited mileage warranty coverage\***. All the design features and benefits of GOLD SEAL® add up to save you time and money by reducing your maintenance and downtime expenses. \*See Haldex Warranty Policy Number L20221 for details.



**GOLD SEAL® ACTUATORS**

**HALDEX GOLD SEAL® SPRING BRAKE CHAMBERS**

Part No.	Description
GC2424	Type 24/24
GC2430	Type 24/30
GC3030	Type 30/30
GC3030S4	Type 30/30 w/12.5" rod for INTRAAX®
GC3036	Type 30/36
GC3636	Type 36/36



**HALDEX GOLD SEAL® PIGGYBACK CHAMBERS**

Part No.	Description
GP2424	Type 24/24 GP Gold Seal Piggyback
GP2430	Type 24/30 GP Gold Seal Piggyback
GP3030	Type 30/30 GP Gold Seal Piggyback
GP3036	Type 30/36 GP Gold Seal Piggyback

**PIGGYBACK KITS:**

**Kits Include Piggyback, diaphragm and clamp kit**

Part No.	Description
GP3030K	Gold Seal® 3030Piggyback Kit.
GP3030LK	Gold Seal® Long stroke 3030 Piggy Kit.
LP3030K	Life Seal® 3030Piggyback Kit.
LP3030LK	Life Seal® Long stroke 3030 Piggy Kit.

**HALDEX GOLD SEAL® LONG STROKE SPRING BRAKE CHAMBERS**

Part No.	Description
GC2430L	Long Stroke Chamber Type 24/30
GC3030L	Long Stroke Chamber Type 30/30

**HALDEX GOLD SEAL® PIGGYBACK LONG STROKE CHAMBERS**

Part No.	Description
GP3030L	Long Stroke Piggyback, TYPE 30/30

**WARNING!** Do not attempt to remove or service the spring chamber clamp ring on any spring brake. The large spring in the spring chamber has extreme force which could cause serious bodily injury if it were suddenly released due to inadvertent removal of this clamp.

**LIFE-SEAL® is the only actuator to maximize output force over an extended period.** A unique patented power spring maintains high output force while increasing strength. The center tube guides the form-fit pressure plate, which stabilizes the spring coil through the full range of travel. This prevents contact with the spring housing and dramatically reduces coil clash. **With the advanced technology of Life Seal, Haldex offers the first, six-year, million-mile warranty.** \*See Haldex Warranty Policy Number L20221 for details.

**LIFE SEAL® ACTUATORS**

**LIFESEAL™ BRAKE CHAMBERS**

Part No.	Description
LC3030	Type 30/30, Less Clevis
LC3030L	3" Long Stroke Chamber Type 30/30



**LIFESEAL™ SEALED PIGGYBACK CHAMBERS**

Part No.	Description
LP3030	TYPE 30/30
LP3030L	Long Stroke, TYPE 30/30



**HALDEX SERVICE CHAMBERS**

- Fully Threaded Push Rod
- Orange Alert Stroke Indicator
- Piloting Dust Shield

Part No.	Description	Stroke
SC09	TYPE 9	1.75"
SC12	TYPE 12	1.75"
SC16	TYPE 16	2.25"
SC20	TYPE 20	2.25"
SC24	TYPE 24	2.25"
SC24L	TYPE 24	2.50"
SC30	TYPE 30	2.50"
SC36	TYPE 36	3.00"



SC09, SC12, SC16, SC20 have Step Housing.



SC24, SC30, SC36 have Flat Housing.



## MGM SPRING BRAKES

### MGM TR Model "Tamper Resistant"

design prevents accidental disassembly of the power spring housing. All units are furnished with a universal fully threaded rod which must be cut to the correct length.



Combo	Piggyback Plus Kit	Size	Stroke
3427051	3427008	2424L	2.50
3429051	3429008	2430L	2.50
3430051	3430008	3030	2.50

### MGM Model TR-TS Series -( 30/30 combo 2.5" stroke)

"Full Epoxy Coated External Tube Breather System." The power spring chamber is "sealed" against any contaminated and corrosive outside air because 100% of the air drawn in originates from the inside protected area of the service brake chamber. The result is an MGM spring brake that is CORROSION-FREE.



Same for the MGM Model LTR-T Series.

TR-TS 30/30 Part No. 3531051 (severe svc.)	LTR-T Part No. 3831051 (alum head)	TR-SB Part No. 3431047 (low hold back)

### MGM TR-HD -Heavy Duty power spring.

Part No. 3630051 - 3030 combination - 2.50 stroke

### LTR-LP3 Model

Note: These model sized offered only in combination assemblies with MGM heavy duty weld-reinforced mounting base.



Use these models to replace like (long stroke) brake chambers only.

•Piggyback Plus Kits include piggyback, clampband & service diaphragm. **6-yr. warranty.**

Part No. 3230051 - 3030 combination - 3.00 stroke

Part No. 3230008 - 3030 piggyback kit - 3.00 stroke

**WELDED YOKES - 2.25"**

Part No. 3230951 - 3030 combination - 3.00 stroke.

Part No. 3430951 - 3030 combination - 2.50 stroke

### Part No. 3430551-

**Special Length Push-Rod, 3030 assembly.**

12" dimension from bottom face of service chamber to end of threaded push rod. Push rod diameter 5/8", threaded length 5". (Ex:-For transit, or Intraax suspensions.)



Part No. 3230551 - 30/30, Long Stroke. **10" Push Rod**

For HENDRICKSON® INTRAAX AAT 23K, 25K, 30K

### MGM LTR-L3 -3030

Part No. 3832008 - Piggyback Plus Kit. - 3.00 stroke

Part No. 3832051 - 3030 combination - 3.00 stroke

- Tamper Resistant Design
- Molded Nitrile Rubber Push-Rod Air Seal
- Center Hole Shield
- Six (6) Year Limited Warranty
- Integral Release Bolt
- 360 Aluminum Alloy
- Low Friction Piston & Guide
- Square Port Bosses (Long Stroke Identification)



## MGM SERVICE CHAMBERS & BRAKE CHAMBER COMPONENTS

Part No. 1621901 Type CS20L Stroke 2.50  
Type 20, long stroke, w/ welded clevis. Sealed



Part No. 8017141P Type 24L Stroke 2.25" - 2.50"  
Type 24, long stroke.

Natural rubber blend with nylon fabric reinforcement. Good for extreme cold weather climates down to -65° F.

Part No. 1428001 Type C24L3 Stroke 3.00  
Type 24, long stroke. (1427001 is std. stroke)



Part No. 8017830P Type T30L Stroke 3.00"  
Type 30, long stroke.

Part No. 1431001 Type C30L3 Stroke 3.00  
Type 30, long stroke. (1430001 is std. stroke)



Part No. 8017836P Type T36L Stroke 3.00"  
Type 36, long stroke.



Part No. 9019005P  
Plug Kit for TR, TR-T, sizes 2024, 2424L, 2430L, 3024, 3030, TR-TS, sizes 2424L, 2430L, 3030



Part No. 9081001P  
Breather Tube for 30/30, 30/36 MGM chambers with breather tube





**TSE SPRING BRAKES**



**TSE BRAKE CHAMBERS - MANY CHOICES**

*The leader in spring brake design, innovation, technology, and performance -- worldwide!*

**ALUMILINE Design - Part No. 1010547**

- 3030, 2.5" stroke.
- TSE tooled, tested and backed with confidence.
- Steel spring housing with aluminum center.
- Meets SAE vibration test requirements.
- 2 Year Warranty. Complete less clevis.



**OMNIBRAKE Design - Less Clevis**

**Part No. 3030SN2K** Piggyback Kit-2.5" stroke

**Part No. 3030SN3K** Piggyback Kit-3" stroke

**Part No. 3030TN2** Complete Chamber 2.5" stroke

**Part No. 3030TN3** Complete Chamber 3" stroke

- All steel spring housing and center section.
- TSE patented design completely sealed and tamper-resistant with a unique precision weld.
- Patented silicone double o-rings provide self lubricating center seal.
- 3 Year Warranty. Piggy Back or Complete.

*The TN2 and TN3 are also available for use on Hendrickson Intraax.*

**Part No. 3030TN2-HNTRX**

**Part No. 3030TN3-HNTRX**

- TSE Omnibrake double sealed, 2.5" stroke - **Part No. 3030TL2**



**Ultra Design - Trailer - Welded Clevis**

**Part No. 3030SN3ULK** Piggyback Kit-3.00" stroke

**Part No. 3030TN3UL-2923** 3030 spring brake -3.00" stroke, with fixed clevis.

- Innovative inverted housing design provides longer spring life - 6 Year Warranty.
- Exclusive spring design minimizes inclusions and seams that can cause premature spring failure.



**TSE Spring Brake Components**

**Part No. 1001130**

Plug breather, universal.



**TSE Spring Brake Components**

**Part No. 1011051**

Dust boot assembly.

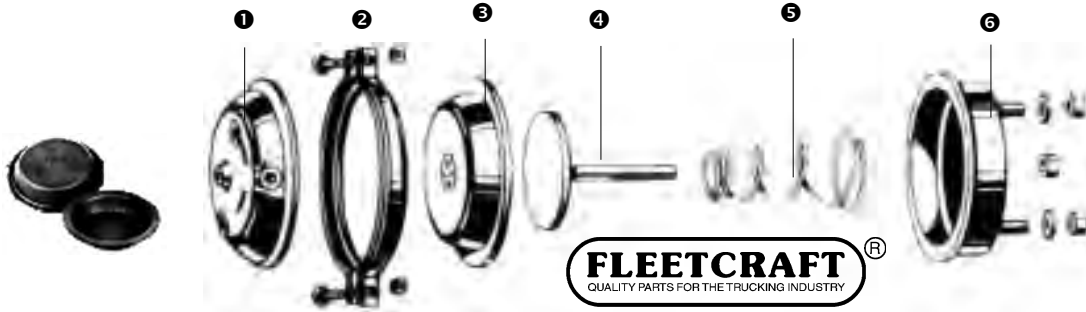
**TSE Spring Brake Components**

**Part No. 1133007**

Dust plug, black, for Ultralife.



**SPRING BRAKE - BRAKE CHAMBER - SERVICE CHAMBER - COMPONENTS**



Item	PART DESCRIPTION	CHAMBER SIZE					
		TYPE 9	TYPE 12	TYPE 16	TYPE 20	TYPE 24	TYPE 30
		COMPONENT PART NUMBERS					
1	Cover Assembly					1036242	1036302
2	Clamp Band Kit	CB09	CB12	CB16	CB20	1019248	1019308
3	Diaphragm	1018090	1018120	1018160	1018200	1018240	1018300
4	Push Rod Assembly					1036241	1036301
5	Return Spring						1036304
6	Non-Pressure Body					1036243	1036303

**HALDEX Diaphragms available:**

**Part No. DP24L** Diaphragm type 24  
2.25" & 2.50" stroke.


**Part No. DP30** Diaphragm type 30  
2.50" stroke.

**Part No. DP30L** Diaphragm type 30  
3.00" stroke.

**DUST BOOT**

Plate and rubber boot for chambers with 3 3/4" mounting centers (Type 20, 24, 30 & 36). Protects inside of service chamber.

**Part No. 11M034**



**DUST PLUG FOR 30/30**  
spring brakes  
**Part No. 1036305**



**AIR CHAMBER Bolt and Nut Assembly**

**Part No. NL1133**

3/8"-16 X 2 3/16".

**Part No. HW5 (5/8" Jam Nut)**

Interchange numbers

11M052 Bolt, 11M051 Nut, 9003001



**YOKE ASSEMBLIES - FORGED**

PART No.	PIN SIZE	LENGTH	THREAD	CHAMBER SIZE
1036450	1/2"	1.88"	1/2"-20	12,16,20
1036470	1/2"	1.88"	5/8"-18	20,24,30
CF1	1/2"	1.81"	1/2"-20	9,12,16
CF3	5/8"	2.50"	5/8"-18	20,24,30

**Part No. CB30S1**  
Clamp Band Assembly  
Type 30, Black.



**CLEVIS PINS**

1/2" Pin  
**Part No. 19100**  
5/8" Pin  
**Part No. CP2**




**Part No. 1F-316**  
Cotter Pin

**SPRING BRAKE RELEASE STUD ASSEMBLY**  
For all spring brakes except 36 series. **Part No. RT1**  
Just the bolt: **Part No. 10043**



**Universal Bracket**  
for 5 Inch Round Axles  
5/16" thick.  
Used with spring brakes.  
**Part No. S31159**  
**Interchange Numbers**  
2-139, E2518A, NL1120



**Universal Bracket**  
for 5 Inch Round Axles  
5/16" thick.   
Used with spring brakes.  
**Part No. E-631**



**Universal Bracket**  
for Meritor 5 Inch Round Axles.  
Spring brake mounting.  
**Part No. 3299A5981 (E2681A)**



**Fruehauf "Pro-Par" Axle**  
with 16-1/2" Brakes.  
Allows use of 5-1/2" or 6" Slack Adjusters.  
Sold as Set Only.  
Spring brake mounting.  
**Part No. E-3781**



**CAGING BOLT PLUG**  
For All Haldex Gold Seal Chambers except type 36.  
**Part No. RTP1**



**Part No. RTP2 (Midland Style)**





## MANUAL SLACK ADJUSTERS

### FLEETCRAFT STRAIGHT ARM MANUAL SLACKS

Forged Steel, Maximum torque 26,000 lbs.  
Press-out bushings installed for 1/2" clevis pins.



Part No.	Dia.	Spline/Teeth	Arm Length	Interchange Info
<b>1010800</b>	1.50"	10	5.0", 6.0", 7.0"	KN47001, 278323
<b>1010801</b>	1.50"	10	5.5", 6.5"	KN47011, 278326
<b>1010802</b>	1.50"	28	5.5", 6.5"	KN44061, 288753
<b>1010803</b>	1.60"	37	6.0"	KN44041, 283411
<b>1010804</b>	1.50"	28	5.0", 6.0"	KN44051, 286965



### HALDEX STRAIGHT ARM MANUAL SLACKS

Forged Steel, Maximum torque 26,000 lbs.  
Press-out bushings installed for 1/2" clevis pins.



Part No.	Dia.	Spline/Teeth	Arm Length	Interchange Info
<b>KN55001</b>	1.25"	24	5.5"	R825020



### STEMCO CREWSON STRAIGHT & CURVED ARM MANUAL SLACKS

Forged Steel, Maximum torque 26,000 lbs.  
Press-out bushings installed for 1/2" clevis pins.



Part No.	Dia.	Spline/Teeth	Arm Length	Interchange Info
<b>MM1200S</b>	1.50"	10	5.0", 6.0", 7.0"	1010800
<b>MM2200S</b>	1.50"	28	5.0", 6.0", 7.0"	1010804
<b>*MM1296S</b>	1.50"	10	6.0"	E-2091, KN51000

\*(MM1296S is a curved arm Slack.)



### BENDIX STRAIGHT ARM MANUAL SLACKS

Forged Steel, Maximum torque 26,000 lbs.  
Bushing diameter 1/2".



Part No.	Dia.	Spline/Teeth	Arm Length	Interchange Info
<b>278323N</b>	1.50"	10	5.0", 6.0", 7.0"	KN47001
<b>283411</b>	1.50"	37	6.0"	KN47011
<b>286965N</b>	1.50"	28	5.0", 6.0"	KN44051



### MERITOR STRAIGHT ARM ECONOMY MANUAL SLACKS

Forged Steel, Maximum torque 22,000 lbs.  
Clevis pin diameter 1/2".



Part No.	Dia.	Spline/Teeth	Arm Length	Interchange Info
<b>R824000</b>	1.50"	10	5.0", 6.0", 7.0"	E612BK, L196, M452
<b>R824003</b>	1.50"	28	5.0", 6.0", 7.0"	E2458S
<b>R824004</b>	1.50"	28	5.5", 6.5"	E2459S
<b>R824009</b>	1.25"	10	4.5", 5.5"	E4904, KN48031





## MERITOR AUTOMATIC SLACK ADJUSTERS



The Right Clevis For The Meritor Automatic Slack Adjuster (Truck, Tractor and Trailer Applications).

Meritor Automatic Slack Adjusters (ASAs) are sold in the aftermarket less clevis. It is recommended to replace the clevis when the ASA is replaced. Meritor manufactures clevises with pin spacings of 1.30" and 1.38".

Determine The Correct Clevis Pin Spacing.

To determine the correct clevis pin spacing for truck, tractor or trailer applications, use the appropriate Meritor ASA template. The ASA templates are available at [meritor.com/iod](http://meritor.com/iod).

- Dark Brown ASA Template — TP4786 ASA Template for Trucks and Tractors with Drum Brakes 1.38" Hole Clevis. Figure 3.
- Grey ASA Template — TP10130 ASA Template for Trucks and Tractors with Drum Brakes with 1.30" Hole Clevis. Figure 4.
- Tan ASA Template for Trailers — TP4787 ASA Template for Trailers with Drum Brakes.

NOTE: Trailer must always be equipped with 1.38" clevis. Figure 5.

### How To Use The ASA Template.

Measure the old clevis, or if the old clevis is not available, measure the clevis on the opposite wheel end of the axle by matching the two cutouts on the bottom of the template to the clevis holes. Figure 6.

NOTE: Trailers must always use the 1.38" clevis. Trucks/Tractors will use either the 1.30" or 1.38" clevis.

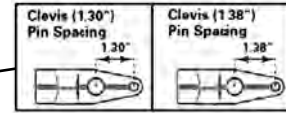


Figure 6.

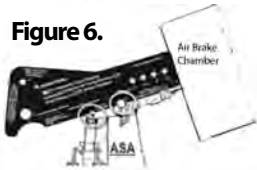


Figure 3.

**Part No. TP-4786**  
Truck or tractor drum brakes with 1.38" clevis pin spacing



Figure 4.

**Part No. TP-10130**  
Truck or tractor drum brakes with 1.30" clevis pin spacing



Figure 5.

**Part No. TP-4787**  
Trailer drum brakes All with 1.38" clevis pin spacing

### MERITOR AUTOMATIC SLACK ADJUSTERS

Part No.	Type	Spline Dia.-Teeth	Lever Length	Clevis Type	Clevis Thread	Use With Chamber
R801001	Unhanded	1 1/4"-10	5 1/2"	Straight	1/2"-20	Type 16
R801002	Unhanded	1 1/4"-24	5 1/2"	Straight	1/2"-20	Type 16
R803102	Unhanded	1 1/4"-24	5 1/2"	Straight	5/8"-18	Type 16, 20
R803195	Unhanded	1 1/2"-10	5 1/2"	Straight	5/8"-18	Type 24, 30
R803106	Unhanded	1 1/2"-10	6"	Straight	5/8"-18	Type 30
R801070	Unhanded	1 1/2"-28	5 1/2"	Straight	1/2"-20	Type 16
R803111	Unhanded	1 1/2"-28	6"	Straight	5/8"-18	Type 20, 24
R803109	Unhanded	1 1/2"-28	5 1/2"	Straight	5/8"-18	Type 20, 24, 36
R803110	Unhanded	1 1/2"-28	5 1/2"	Straight	5/8"-18	Type 24, 30
R803112	Unhanded	1 1/2"-28	6"	Straight	5/8"-18	Type 24, 30
R803108	Unhanded	1 1/2"-28	5 1/2"	Straight	5/8"-18	Type 16, 20
R803114	Unhanded	1 5/8"-37	5 1/2"	Straight	5/8"-18	Type 24, 30
R803116	Unhanded	1 5/8"-37	6"	Straight	5/8"-18	Type 30
R803048	Opposite	1 1/2"-28	5 1/2"	Straight	5/8"-18	Type 24, 30
R803049	Shown					
R803051	Opposite	1 1/2"-28	5 1/2"	Straight	5/8"-18	Disc 30
R803050	Shown					
R803054	Opposite	1 1/2"-28	6"	Straight	5/8"-18	Type 30
R803055	Shown					
R803058	Opposite	1 1/2"-28	6 1/2"	Straight	5/8"-18	Type 36
R803059	Shown					



Unhanded



Shown

Opposite

**Clevis and clevis pins are NOT included on R803-series automatic slacks (19X1084 large & 19X127 small)**

**Note:** "Shown", "Opposite", and "Unhanded" indicate the location of the pawl assembly on the slack adjuster.

The slack adjuster must be installed so that the pawl can be removed during maintenance.

**INSTALLATION TEMPLATES** - There are installation templates in the box with each slack adjuster. Each installation template is designed to line up the clevis, push rod, and arm at a particular angle so that the most efficient adjustment of the brakes is obtained. Should the installation angle be off from the required template angle for that application, over adjustment or under adjustment will result - and therefore pushrod lengths may be off from the acceptable lengths. **••TEMPLATES are NOT Interchangeable. ••**





## AUTOMATIC SLACK ADJUSTERS

# Meritor Clearance-Sensing Automatic Slack Adjuster

### How The Clearance-Sensing ASA Works:

Automatic slack adjusters multiply the linear force exerted by the air chamber and convert it to rotational force to activate the foundation air brake components.

The chamber force is multiplied by a factor depending on the slack adjuster arm length (5-1/2", 6", or 6-1/2"). The Clearance-Sensing ASA employs the clearance sensing method that maintains a pre-determined clearance or spacing between the lined brake shoe and the brake drum on an axle. The ASA adjusts, as the brake lining and drum wear, to maintain the clearance.

This product provides consistent brake performance throughout the lining life, better balance between individual brakes, and assists in keeping brake stroke within the legal limits. **Warranty: On-highway/Line Haul = 500,000 miles / 5 years**  
**Severe Service = 100,000 miles / 2 years**

Part No.	Arm Length	Spline Size	Adaptor Thrd Size	Yoke Offset	Comments
<b>R806019</b>	5-1/2"	1 1/2"-28	5/8"-18	Straight	<b>Fully Interchangeable</b>



## MERITOR AUTOMATIC SLACK ADJUSTER MAINTENANCE PARTS

### Meritor Guide Pawl Kit

For Automatic Slack Adjuster.

"Pull" pawl assembly with curved face. Kit contains 2 pawls with compression washers. Pawl from KIT963.

**Part No. R801700**



1-3/8" length pin holes enter to center

### Meritor Straight Clevis Kit -

**KIT Part No. R810018**

Includes lightweight clevis, pins and clips for standard type 9, 12, 16 chambers. 1/2"-20 thread.



**KIT Part No. R810019**

Includes lightweight clevis, pins and clips for standard type 20, 24, 30, 36 chambers. 5/8"-18 thread.



**KIT Part No. R810021**

Includes lightweight clevis, pins and clips for long stroke type 20, 24, 30, 36 chambers. 5/8"-18 thread.



**KIT Part No. R810025**

Includes lightweight OFFSET clevis, pins and clips for standard type 20, 24, 30, 36 chambers. 5/8"-18.




### CLEVIS PINS

Small Pin **Part No. 19X127**

Large Pin **Part No. 19X1084**

**MERITOR**



**KIT Part No. R810005**

Pin Kit includes 19X127, 19X1084 and clips for each.

## GUNITE AUTOMATIC SLACK ADJUSTERS

- Compact housing for easy installation
- Double sealed actuator arm
- Drilled worm wheel
- Factory lubricated and sealed
- Extended life clevis pin bushing
- O-Ring on spline gear

### GUNITE AUTOMATIC SLACK ADJUSTER WITH CLEVIS

Part No.	Spline Dia.	Teeth	Arm Length	Notes
<b>AS1132</b>	1.50	10	5.5	
<b>AS1133</b>	1.50	10	6.0	
<b>AS1136</b>	1.25	10	5.5	
<b>AS1138</b>	1.25	24	5.5	
<b>AS1140</b>	1.50	28	5.5	
<b>AS1141</b>	1.50	28	6.0	
<b>AS1143</b>	1.62	37	5.5	
<b>AS1144</b>	1.62	37	6.0	
<b>AS1149</b>	1.50	28	5.5	Extended length clevis
<b>AS1172</b>	1.50	28	5.5	1.30 pin center
<b>AS1173</b>	1.50	28	6.0	1.30 pin center



**GUNITE**  
ACCURIDE  
GROUP



### CLEVIS for GUNITE AUTOMATIC SLACKS

Includes 2 clevis pins and 2 cotter pins.  
For 5/8" Threaded Pushrod  
**Part No. AS3000**  
For 1/2" Threaded Pushrod  
**Part No. AS3001**

**ALSO AVAILABLE:**

**Part No. AS1040** Same as AS1140, except no clevis kit.  
**Part No. AS1041** Same as AS1141, except no clevis kit.



## BENDIX AUTOMATIC SLACK ADJUSTERS



### BENDIX VERSAJUST AUTOMATIC SLACK ADJUSTERS

are designed for use on S-Cam brakes – the most common type used on commercial vehicles. Built to last, the new Versajust slack is compatible with nearly any automatic slack adjuster or link-style ASA.

What's more, the Versajust slack is crosscompatible(across each axle) with the Bendix® ASA-5® slack adjuster. Great Warranty!



Part No.	Arm Length	Spline Size	Adaptor Thrd Size	Yoke Offset
<b>K041870</b>	5-1/2"	1 1/2"-10	5/8"-18	Straight
<b>K041876</b>	6"	1 1/2"-10	5/8"-18	Straight
<b>K043197</b>	5-1/2"	1 1/2"-28	5/8"-18	Straight
<b>K041877</b>	6"	1 1/2"-28	5/8"-18	Straight

1.3" pin-to-pin clevis dimension.



When replacing a Bendix ASA-5 slack with a Versajust model:

- Replacement of an ASA-5 on one side of the vehicle axle, no longer requires replacement of the ASA-5 on the other side of the axle. The Versajust and ASA-5 slacks are cross-compatible on the axle.
- All other installation instructions and considerations remain the same as that of the Bendix ASA-5 model.

## STEMCO CREWSON™ AUTOMATIC SLACK ADJUSTERS



Stemco Crewson Brake Adjusters. Designed for maximum safety and convenience.

Our brake adjusters have been designed with a variety of patented features including:

- Auto Check™: Check brake stroke without crawling under the truck.
- Cam Guard: This lubrication system eliminates seizing and corrosion.
- Patented Installation Template: Ensures the ABA is installed correctly every time.
- Patented Clearance Sensing Adjuster System: Patented reduced wear clutch.
- High Strength Gearset: Assures the ABA will stand up to years of service.
- Blue Powder Coat: Protects the ABA from harsh winter conditions.
- Sealing: The gear is sealed with a proprietary system that protects it.



MK422100S

Our patented Auto-Check feature is designed to provide a method of checking the brake stroke without going under the truck.

- Installed on the ABA facing the center of the vehicle to easily see if brake stroke is in normal range.
  - Bright yellow pointer and indicator easily corrects set-up position, determines working stroke and shows if brake stroke is past readjust limit.



MK22103S

Part No.	Arm Length	Spline Size	Adaptor Thrd Size	Yoke Offset	Interchanges:
<b>MK21102S</b>	5.5"/6.5"	1 1/2"-10	5/8"-18	Straight	R801041
<b>MK22102S</b>	5.5"	1 1/2"-28	5/8"-18	Straight	R801073 / 065174
<b>MK22103S</b>	6.0"	1 1/2"-28	5/8"-18	Straight	R801074 / 065176
<b>MK22153S</b>	5"-6"	1 1/2"-28	5/8"-18	Straight	Curved arm
<b>MK23103S</b>	5.0"/6.0"	1 5/8"-37	5/8"-18	Straight	R801102
<b>MK41100S</b>	5.5"	1 1/2"-10	5/8"-18	Straight	400-40143 / 065170
<b>MK41106S</b>	6.0"	1 1/2"-10	5/8"-18	Straight	400-40142 / 065172
<b>MK42100S</b>	5.5"	1 1/2"-28	5/8"-18	Straight	with Auto-Check
<b>MK42106S</b>	5.5"	1 1/2"-28	5/8"-18	Straight	with Auto-Check
<b>MC8420KTS</b>	- Clevis Kit for slacks without Auto-Check. 5/8"-18. 1-3/8" pin-to-pin.				

## AUTOMATIC SLACK ADJUSTER PULLER

### Automatic Slack Adjuster Puller: Part No. 5056 (Interchanges E-9320)

Ease the job of removing frozen slack adjusters.

Slack Pullers have only one moving part and require only a wrench to use them.

**There are only 4 simple steps to follow:**

1. Remove the grease fittings from the slack adjuster.
2. Slide the puller onto the slack adjuster body.
3. Turn the bolt on the puller. The bolt is self-aligning for quick positioning.
4. Catch the slack adjuster as it comes off the camshaft.





# HALDEX AUTOMATIC SLACK ADJUSTERS

## The Haldex Automatic Brake Adjuster

simplifies adjustment during installation and brake lining replacement with an easily accessible adjustment hex requiring no locking pawls to remove or disengage.

Verify proper installation at a glance through its built-in visual indicator, which eliminates the cumbersome templates needed to check other automatic brake adjusters.

### Other Features:

- Constantly maintains brake lining-to-drum clearance, reducing stopping distances and increasing driver's confidence under all conditions.
- Heat-treated housing extends life and minimizes internal wear.
- Heat-treated, high strength, high alloy steel internal gears withstand wear.
- Reliable o-ring seals improve protection from moisture, dirt and road salt.



Part No.	Spline Dia. & No. of Teeth	Arm Length	Application Information
400-10001	1-1/4-10	5.5"	Steer Axle, clamp
400-10008	1-1/2-28	5.5"	Steer Axle, clamp
400-10072	1-1/4-10	5.5"	Steer Axle, strap
400-10121	1-1/2-10	5.5"	strap
400-10140	1-1/2-28 (34°)	5",6"	Drive Axle
400-10141	1-1/2-28 (34°)	5.5",6.5"	Std. Drive Axle
400-10142	1-1/2-10 (34°)	5",6"	Drive Axle
400-10143	1-1/2-10 (34°)	5.5",6.5"	Std. Drive Axle
400-10146	1-1/2-28	5.5",6.5"	Mack Drive Axle, clamp
400-10155	1-1/2-10	5.5"	KW Drive Axle, strap
400-10156	1-1/2-28	5.5"	KW Drive Axle, strap
400-10144	1-1/2-28	6"	Mack Drive Axle
400-10211	1-1/2-28	5.5"	16.5" Trlr Axle
400-10212	1-1/2-28	6"	16.5" Trlr Axle
400-10213	1-5/8-37	5.5"	16.5" Trlr Axle
400-10214	1-5/8-37	6"	16.5" Trlr Axle
400-10216	1-1/2-10	6"	16.5" Trlr Axle
400-10304	1-1/2-28	5.5"	12.25" Brake Axle
400-10305	1-1/2-28	6"	12.25" Brake Axle
400-10306	1-1/2-10	6"	12.25" Brake Axle

## The Haldex Self-Setting Automatic Brake Adjuster

Has a unique design that revolutionizes correct fit with easy installation, improved performance, extended service life and streamlined inventories.

### Other Features:

- Establishes its own reference point.
- Functions properly with the control arm setting itself at any angle within the total range of permissible control arm positions allowed.
- Provides the proper lining-to-drum clearance regardless of the control arm installation angle.
- Lowers the risk of over-adjustment during braking.

### Haldex Bracket Kit

(ABA drive application. 1-1/4x7 angled)

### PART NO. 427-10553

### Haldex Stud Repair Kit

(includes washers and nuts.)

### PART NO. 427-10558

### Haldex Bracket Kit

(includes washers and nuts.)



Allows the control arm to be set at any angle from minus 16 to 130 degrees.



Part No.	Spline Dia. & No. of Teeth	Arm Length
400-20211	1-1/2-28	5.5"
400-20212	1-1/2-28	6"
400-20213	1-5/8-37	5.5"
400-20214	1-5/8-37	6"
400-20216	1-1/2-10	6"



Steer Axle Application - with anchor bracket strap

Part No.	Spline Dia. & No. of Teeth	Arm Length
400-10070	1-1/2-28	5.5"





## FLEETCRAFT AUTOMATIC SLACK ADJUSTERS

# You can see the quality of a Fleetcraft Automatic Slack Adjuster:

### Our part number listing / product offering:

Part No.	Description
<b>FC10211</b>	1-1/2" 28 spline, 5.5" lever.
<b>FC10212</b>	1-1/2" 28 spline, 6" lever.

Part No.	Description
<b>FC01073</b>	1-1/2" 28 spline, 5.5" lever. Straight, unhandled.
<b>FC01074</b>	1-1/2" 28 spline, 6" lever. Straight, unhandled.

- Each slack is 100% tested on a test rail assembly machine that is capable of ensuring the components and assembly are within tolerances.
- The highly responsible Testing / Quality Control and continuous improvement system in which the slacks are subdued guarantees high quality out the door on each and every slack over the long term.
- Three year warranty.
- Boxed individually.

Part No.	Description
<b>FC810019</b>	Clevis Kit, 5/8" thread. For 20, 24, 30 chambers. Includes washers.

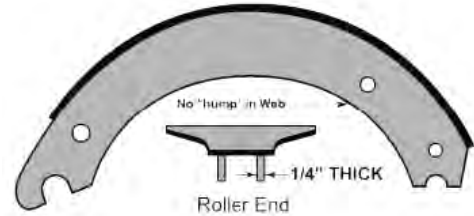




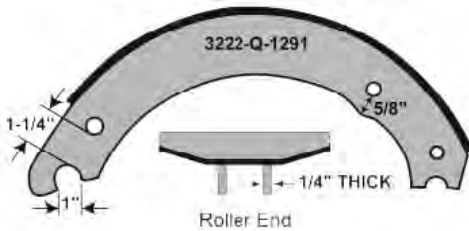
**BRAKE SHOE IDENTIFICATION - MERITOR Q**



**1308Q = 15x4 Meritor Q Front**



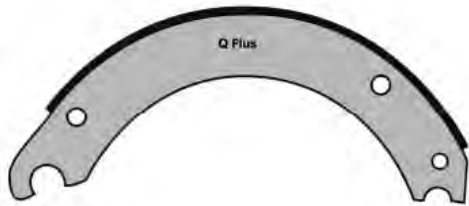
**4707TQ = 16.5x7 Q+**



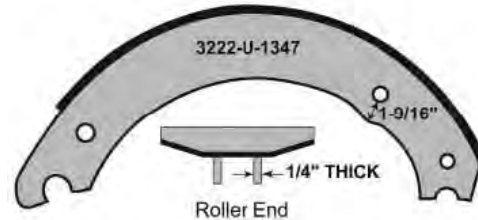
**4515TQ = 16.5x7 Q**



**4711Q = 16.5x8-5/8 Q+**



**4702Q = 15x4 Q+ Front**




**4715Q = 16.5x6 Q+**



**4703Q = 15x5 Meritor Q+ Front**



**4718TQ = 16.5x8 Q+**



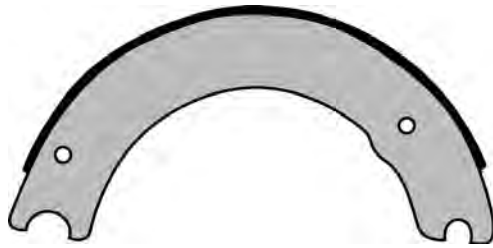
**4704Q = 15x6 Meritor Q+ Front**



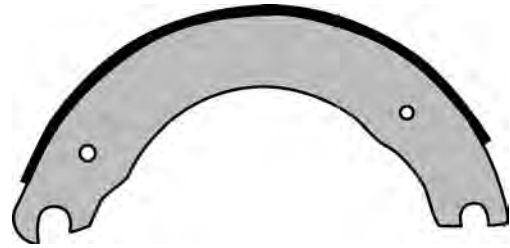
**4720Q = 16.5x5 Q+**



**BRAKE SHOE IDENTIFICATION - EATON**



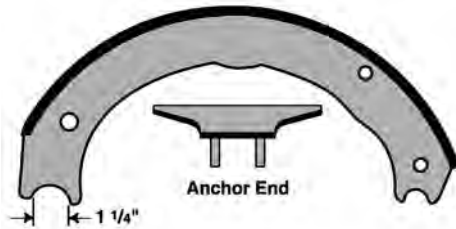
**1308E = 15x4 Eaton**



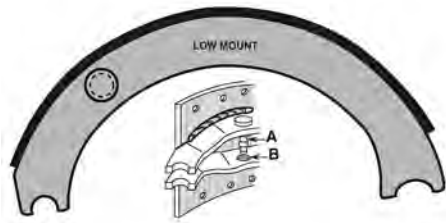
**4717-2 = 15x8-5/8 Eaton ES**



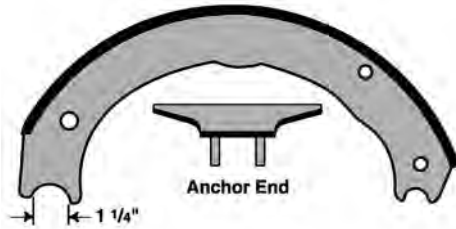
**1443 = 15x4 Eaton**



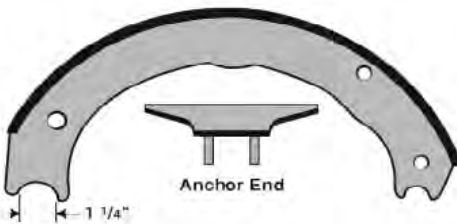
**4719-2 = 16.5X5 Eaton ESII**



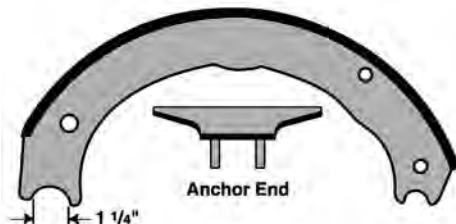
**4311 = 16.5x7 Eaton**



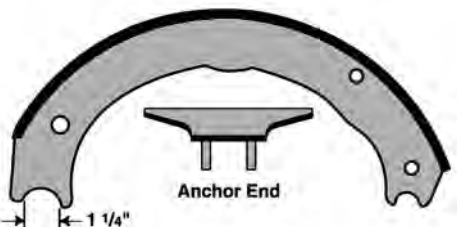
**4725-2 = 16.5X6 Eaton ESII**



**4709 = 16.5x7 Eaton ES**



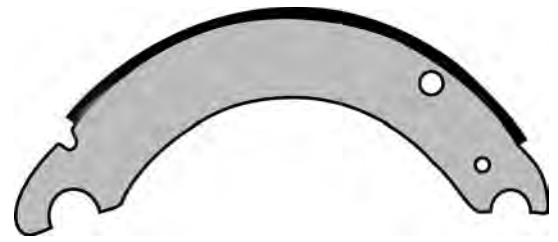
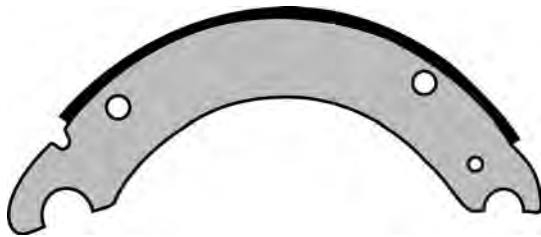
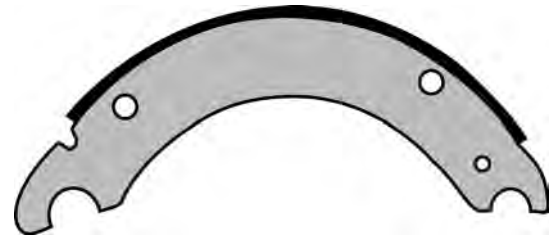
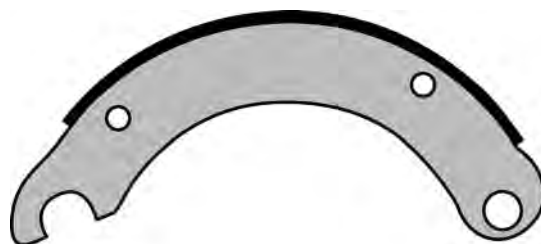
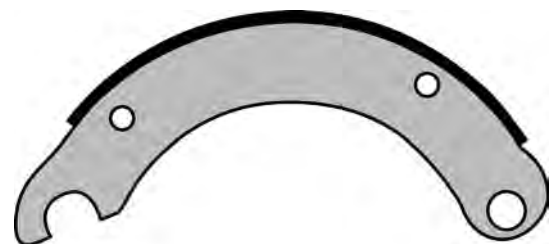
**4726-2 = 16.5X8-5/8 Eaton ESII**



**4709-2 = 16.5x7 Eaton ESII**



**4729 = 15x4 Eaton ES Front**

**BRAKE SHOE IDENTIFICATION - LOW BOY****4536 = 12-1/4x5-1/2****4692Q = 12-1/4x7-1/2 Q****4536FC = 12-1/4x5-1/2FCII****4692FC = 12-1/4x7-1/2 Fast Change II****4591 = 12-1/4x7-1/2****4700 = 12-1/4x4 Dexter****PQ4591 = 12-1/4x7-1/2 Dexter PQ****PQ4700 = 12-1/4x4 Dexter PQ****4670 = 12-1/4x7-1/2 Meritor Q**

**We have more than the brake shoes listed here. Any brake shoe information you need, let us know!**



## ABEX BRAKE LINING - BRAND INFORMATION INTRODUCTION

The **Abex** line of proven heavy-duty products is the commercial-vehicle industry's most complete. Each brake lining produced meets the materials, processes and quality standards demanded.

Every material is the product of an optimum brake block formula arrived at by years of research and testing. Each starts with the finest, most consistent friction materials and is produced via computer-controlled automation to meet rigorous standards for uniform quality.



# Abex

**Abex Stop Box Kits** give you complete braking solutions that eliminate the need for guesswork and parts hunting.

These all-in-one packages feature:

- Two new OEM-quality lined shoes.
- Complete heavy-duty hardware kit.

Available in most linings, covering numerous applications, they're everything that's required for a first-class brake replacement job.



**Part Number  
Examples of Stock:**

ABK6008-4702Q  
ABK6008-4707TQ  
ABK685-4707TQ  
ABK685-4709-2

### **ABEX LISTING OF OUR LINING OPTIONS:**

#### **"EX" Abex 685FF Supreme Brake Block**

Abex 685 FF is an OEM approved asbestos free premium brake lining. The torque output is at a level which will meet the inertia dynamometer requirements of FMVSS 121 at a GAWR of 23,000 lbs. with an AL factor of 165.

#### **"EN" Abex 6008-1 FF Premium Brake Block**

Abex 6008-1 FF is an OEM approved asbestos free premium bake lining. The torque output is at a level which will meet the inertia dynamometer requirements of FMVSS 121 at a GAWR 20,000 lbs. with an AL factor of 165-180.

#### **"SDA" Abex 6098 GG Severe Duty Brake Block**

Abex 6098 GG is an asbestos free premium brake lining. The torque output is at a level which will meet the inertia dynamometer requirements of FMVSS 121 at a GAWR of 23,000 lbs. with an AL factor of 165-180. It is recommended for refuse trucks and other severe duty applications.

#### **"FT" Abex FT GG OEM Fire Truck Brake Block**

Abex FT GG is an OEM approved premium bake lining with a torque output level that will meet the inertia dynamometer requirements of FMVSS 121 at a GAWR 26,000 lbs. with an AL factor of 195.

#### **"ED" Abex 6028 GG Supreme III Extreme Duty Brake Block**

Abex 6028 GG is an OEM approved asbestos free premium bake lining. The torque output is at a level which will meet the inertia dynamometer requirements of FMVSS 121 at a GAWR 25,000 lbs. with an AL factor of 180.

#### **"EW" Abex 6028 GG Wedge Brake Block**

"EW" prefix lining is specifically designed and OEM approved for wedge brake applications.

#### **"MC" Abex 685 FF/Abex 697 EE Combination Transit Brake Block**

"MC" is an OEM approved asbestos free combination transit brake lining.

This combination has been custom designed for use on busses. It is the preferred lining of most major transit authorities.

#### **"MX" Abex 697 EE Transit Brake Block**

Abex 697 EE is a single friction asbestos free transit lining.

#### **"VL23" Abex Economy**

GWAR 23,000 lbs.

#### **"VL20" Abex Economy**

GWAR 20,000 lbs.

#### **NOTE:**

Although this reference guide considers general performance characteristics, product performance varies not only by material grade but also by brake components used, load, terrain, and driver habits. When selecting a friction material, review performance data and consult manufacturer representatives for service recommendations. Never purchase friction material based solely on price.

### **Are Edge Codes an Indication of Lining Quality? - ABSOLUTELY NOT.**

Edge codes (EE, FF, GG etc...) describe a range of normal and hot friction values measured when a 1" square piece of material is subjected to varying conditions of temperature, pressure, and rubbing speed on a Chase test machine. Edge codes identify the lining manufacturer, lining material, and the coefficient of friction (amount of resistance between two surfaces.) Edge codes are strictly an identifier.



**ABEX BRAKE LINING - RSD - REDUCED STOPPING DISTANCE LINING**

**Federal-Mogul is committed to supplying the most comprehensive line of Commercial Vehicle friction products to meet all of your current and future maintenance needs.**

**RSM 6061 FE**

**FMVSS 121 rated for 23,000 lbs. (165 AL Factor)**

**FMVSS 121 rated for 29,000 lbs. (180 AL Factor)**

Improved stopping distance.

Superior stopping power.

Good lining life and drum wear.

Smooth braking at low and high speeds.

Designed for high temperature severe service applications and RSD steer axles.

Excellent fade and recovery.

Superior modulus of elasticity. (1.25 million lbs/sq in)

Exceptional flexural strength. (5665 lbs/sq in)

**RN 6260 GG**

FMVSS 121 rated for 20,000 lbs. (165 AL Factor)

Copper-free.

Improved stopping distance.

Superior stopping power.

Excellent lining and drum wear.

Smooth braking at low and high speeds.

Low swell and growth.

Crack resistant.

Superior modulus of elasticity. (1.14 million lbs/sq in)

Exceptional flexural strength. (5782 lbs/sq in)

**RSC 6260 GG/6061 FE**

FMVSS 121 rated for 23,000 lbs. (165 AL Factor)

Improved stopping distance.

Superior stopping power.

Good lining life and drum wear.

Smooth braking at low and high speeds.

Excellent fade and recovery.

Semi-met/organic combination formula.

Superior modulus of elasticity.

**6260 GG – (1.14 million lbs/sq in)**

**6061 FE – (1.25 million lbs/sq in)**

Exceptional flexural strength

**6260 GG – (5782 lbs/sq in)**

**6061 FE – (5665 lbs/sq in)**





## FLEETCRAFT BRAKE LINING

NOT ALL AFTERMARKET LININGS ARE CREATED EQUAL.  
NOT ALL AFTERMARKET LININGS ARE MADE IN THE USA.



A QUALITY BRAKE LINING ON A NEW OR REMANUFACTURED BRAKE SHOE WITH  
NO SACRIFICE IN QUALITY. AND IT'S MADE IN THE USA!

## FLEETCRAFT BRAKE LINING APPLICATION GUIDE

### FC20 Brake Lining

Premium, OE quality non-asbestos friction material with a glass fiber base. •20,000 GAWR - FMVSS 121 rated with 180 AL factor.

Application: Recommended for use on S-cam brakes on trucks, truck-tractors and trailers. Hauling general freight on-highway.

Long-haul freight over moderate terrain.

Gogan hardness 24 GC.

NEW LINED SHOES - 16.5X7

Lined with Fleetcraft

Premium Quality FC20 Lining

Application	Part No.
"Q"	1011941-FC20
XEM3	1011944-FC20
"Q+"	1011951-FC20



### FC23 Brake Lining

Premium heavy duty non-asbestos friction material.

Recommended for multi-duty service where excessive loads and tough terrain are prevalent. •23,000 GAWR - FMVSS 121 rated with 180 AL factor.

Gogan Hardness 26GC.

Application: Recommended for use on S-cam brakes on trucks, truck-tractors and trailers. Single axle dumps and refuse trucks.

Triaxle dumps and heavy loads.

NEW-LINED SHOES - 16.5x7

Lined with Fleetcraft

Premium FC23 Lining

Application	Part No.
"Q"	1011941-FC23
XEM3	1011944-FC23
"Q+"	1011951-FC23





FLEETCOTE BY FLEETCRAFT

# FLEETCOTE by Fleetcraft®



## Powder Coating System



### MARKET LEADING FINISH SYSTEM

- The performance properties - impact resistance, flexibility, and corrosion resistance are superior to liquid paints.
- Superior Consistency, Durability and Uniformity.
- Salt Spray Test greater than 400 hours. Average dipped paint finish - 50 hours
- Resists cracking, peeling, and marring during handling and normal service use.
- One of the few companies in the brake reline business to use a powder coat system.
- Compliant with Environmental Regulations.
- Fleetcraft has one of the most modern brake facilities in the country.
- Highly experienced and knowledgeable personnel.

### Equipment includes:

- Self contained automatic washers
- Automatic deliners
- Self contained blasters
- Dual Headed Hydraulic Riveters  
(puts 2500 PSI on each rivet)
- Brake shoes are torque tested for loose rivets



**Because of our processes, Federal Mogul is offering a 3-year, 300,000 mile warranty against cracking from rust jacking on: 6008, 685, 6098, FC20, and FC23 Linings.**





## MERITOR PLATINUM SHIELD

**The power of platinum conquers rust-jacking. Again.**



### PlatinumShield™ II coating.

It's one very big Meritor idea that results in even bigger dividends for you and the whole trucking industry. Why? Because Meritor® new and reman brake shoes with PlatinumShield II – the second-generation brake shoe coating that features a stronger formula – provide unsurpassed resistance to rust-jacking and corrosion while extending the life of your brakes.

### Nine-Step Remanufacturing Process.

**Meritor** reman brake shoes with **PlatinumShield II** coating offer all the advantages of the proven Meritor *nine-step brake shoe remanufacturing process*. In their Plainfield Indiana facility, each shoe is completely remanufactured – not rebuilt – and restored to the same high-quality performance standards as original Meritor production brake shoes.

#### Meritor Platinum Shield II Part Numbers

MA212 lining; 21,000 lb rated, NEW-LINED Shoe KITS:

#### **Part Numbers:**

**KSMA2124515F3      PKSMA2124515Q**  
**KSMA2124702QP      PKSMA2124707QP**

#### Meritor Platinum Shield II Part Numbers:

MA212 lining 21,000 lb rated, SHOES only - New lined.

#### **Part Numbers:**

**PSMA2124515Q    PSMA2124707QP**  
**PSMA3124702Q    (MA312 lining, 23,000 lb rated)**

#### Meritor Platinum Shield II Part Numbers

MA lining; REMAN Shoe KITS:

#### **Part Numbers:      Description:**

**XK20014702QP**    MA2001, 20K, 15x4 Q+ (RSD)  
**XK20014707QP**    MA2001, 20K, 16.5x7 Q+ (RSD)  
**XK20014711QP**    MA2001, 20K, 16.5X8-5/8 (RSD)

**XK2124515Q**      MA212, 21K, 16.5x7 Q  
**XK2124702QP**    MA212, 21K, 15x4 Q+  
**XK2124707QP**    MA212, 21K, 16.5x7 Q+

**XK3121443E**      MA312, 23K, 15x4 ES  
**XK3124702QP**    MA312, 23K, 15x4 Q+  
**XK3124707QP**    MA312, 23K, 16.5x7 Q+  
**XK3124709E2**    MA312, 23K, 16.5x7 ES

#### **RELINED Shoe Only:**

**XSMA20014707QP**    MA2001, 20K, 16.5x7 Q+ (RSD)

### Label Approval

**Only Meritor reman brake shoes with PlatinumShield II coating that pass their rigorous inspection process receive the Meritor brake shoe label.**





# MERITOR RSD - REDUCED STOPPING DISTANCE - LINING

The new reduced stopping distance requirements provide an opportunity to install not just new friction, but materials that deliver the braking results your customers want. Meritor has re-engineered its friction materials to meet the new reduced stopping distance requirements and beyond in some instances. Below are answers to commonly asked questions about the new regulations and the decision to standardize friction.

## About the Stopping Requirements

**Q. What are the new FMVSS 121 stopping distance requirements and when did they take effect?**

A. The new FMVSS 121 stopping distance requirements are illustrated in this chart:

Compliance Date	Vehicle Configuration	Tractor GVWR (lbs.)	Loaded 60 MPH Stopping Distance (ft.)	
			Previous	New
Phase 1 Aug 1, 2011	Three axles	0 to 59,600	355	250
	Two axles	All		250
Phase 2 Aug 1, 2013	Three axles	59,600 to 70,000		250
		Above 70,000		310
	Four or more axles	0 to 85,000		250
		85,000 and above		310



# MERITOR

**Q. Do all new Meritor RSD friction materials meet the new stopping distance requirements?**

A. Yes. All new Meritor RSD brakes will meet the new requirements with an additional 10% margin.

**Q. What is the impact on my existing vehicles? Do I need to change my existing vehicles to the new Meritor RSD friction materials?**

A. The law only affects new production vehicles. There is no requirement to retrofit older vehicles.

### Important Facts About the Stopping Distance Regulation Change and Meritor RSD Friction

- The regulations affect new tractors only; existing vehicles are not affected
- Meritor RSD friction is available for fleets that want to standardize on friction materials
- Meritor RSD friction materials are available on new or reman shoes with PlatinumShield™ II coating





## STEMCO BRAKE LINING

Over the years you have known Stemco for their high quality seals, now you can get that same quality in friction: Stemco Duroline Friction Products.



### BRAKE SHOES

#### CATCH THE WAVE

Stemco's patented and revolutionary "Wave Process" assures higher performance and a longer life along with a lower noise level.

Extra Life choice for demanding highway applications. Whether you're driving an over-the-road truck, tractor or trailer, this unique brake lining is perfect for moderate to heavy-duty long-haul applications. **Crest XL** exceeds the performance of the competition in the same category due to its superior formulation combined with the Wave Process.

- Medium friction asbestos-free brake block
- Glass-acrylic-based fiber
- Excellent drum compatibility and friction stability
- Low sensitivity to speed and temperature
- Low thermal expansion provides great compatibility with automatic slacks
- 20,000 lb. moderate- to heavy-duty applications
- Ideal for over-the-road trucks, tractors and trailers

**CREST XL™**



The high performance choice for demanding applications. If you're looking for superior performance on buses, trucks, tractors or trailers then look no further. **Vista HP** offers smooth, noise-free and stable stopping power over a wide range of temperature, pressure and speed variations. As a result, **Vista HP** high-performance brake linings are ideally suited for the rigors of stop-and-go service.

- Medium- to high friction asbestos-free brake block
- Smooth, noise-free, stable stopping power over a wide range of temperature, pressure and speed variations
- Cost-effective due to extended lining life
- Ideally suited for demanding stop-and-go service
- Low thermal expansion provides excellent compatibility with automatic slacks
- Vista HP designed for 23,000 lb. axle rating

**VISTA HP™**



<b>Part No.</b>	<b>Description</b>
<b>CXL-4515TQ</b>	"Q" Brake Shoe with Crest XL™ lining
<b>CXL-4707TQ</b>	"Q+" Brake Shoe with Crest XL™ lining
<b>VHP-4515TQ</b>	"Q" Brake Shoe w Vista HP™ lining
<b>VHP-4707TQ</b>	"Q+" Brake Shoe with Vista HP™ lining

Ask us about a Wheel-End Program: •Shoes •Seals •Friction •Pro-Torque



## HALDEX BRAKE SHOES

**A Friction Program  
Designed to Offer  
Quality, Service and Value**

**Program Highlights  
Haldex Team Friction Program**



Easy Product Identification - New Product, Reman Product and Shoe Boxes Detailed in Brake Catalog (LF00099)  
Multiple Reline Centers Throughout the United States  
Core BuyBack Program - Provided for New Shoes  
Prepaid Delivery/Core Pickup - Minimum Order 100 Shoes  
Ensured Customer Satisfaction - Knowledgeable Customer Service Reps  
Rust Jacking Preventative - Completely Reconditioned Cores and Coating  
Easy to Manage Product - All Cores Are Like-For-Like

### **V Series Lining:**

Lower temperature, lower duty cycle brake lining.  
Designed for situations where price is primary factor.

**V77** - 20,000 lb rated. **V88** - 23,000 lb rated.

**V76** - Steer Axle. 12-14,000 lb axle rating depending on brake size.



**Haldex "V Series" Brake Linings are designed to deliver superior performance when compared to similar products in their class.**

### **Many options available on this Direct Ship Program:**

#### **V76 Series Shoe**

HV761308ER  
HV761308QR  
HV761308Q2R  
HV761308TR  
HV761443ER  
HV764702QR

#### **V76 Series Kits**

HV761308EG  
HV761308QG  
HV761308Q2G  
HV761308TG  
HV761443EG  
HV764702QG

#### **V77 Series Shoe**

HV774311ER  
HV774707QR  
HV774709ES2R  
HV774515QR  
HV774515TR  
HV774515X3R

#### **V77 Series Kits**

HV774311EG  
HV774707QG  
HV774709ES2G  
HV774515QG  
HV774515TG  
HV774515X3G

#### **V88 Series Shoe**

HV884311ER  
HV884707QR  
HV884709ES2R  
HV884515QR  
HV884515TR  
HV884515X3R

#### **V88 Series Kits**

HV884311EG  
HV884707QG  
HV884709ES2G  
HV884515QG  
HV884515TG  
HV884515X3G



## MILLENIUM BRAKE SHOES

**MILLENIUM** linings have outstanding durability and friction stability normally found only in premium grade materials.

**MILLENIUM** linings have some of the best performing brake block available today.

Swell and growth are low, tensile strength is high and drum degradation is kept to a minimum.



### **MILLENIUM M3**

lining is a basic economy friction material for 20,000 lb. GAWR axle applications.

Recommended for s-cam air brakes on trucks, tractors and trailers carrying medium weight freight on-highway, and long haul applications over average terrain conditions without high axle weights.

FF / 180 AL (3030 chamber x 6" slack adjuster. Non-Asbestos Medium Friction.

### **MILLENIUM M8**

lining is a basic economy friction material for 23,000 lb. GAWR axle applications.

Recommended for s-cam air brakes on trucks, tractors and trailers carrying heavier weight freight on-highway, and over average terrain.

FF / 165 AL (3030 chamber x 5.5" slack adjuster. Non-Asbestos Medium Friction.







## LINED BRAKE SHOES FOR CAM TYPE BRAKES



### New Lined Brake Shoes

We can take a brake shoe and sell it to you with the lining you want!  
Our part numbers represent the kind of shoe (Q, Q+, XEM, etc..) and the type of lining (FC20 Fleetcraft, 685 Abex, etc..)

Here are our base 16.5X7 part numbers for new-lined brake shoes:

**1011941** = 4515 16.5x7 Q

**1011944** = 4515 16.5x7 XEM 3

**1011951** = 4707 16.5x7 Q+

**1011953** = 4709 16.5x7 ESII

**1011954** = 4702 15x4 Q+

Examples of these combined items as a Part Number:

**1011951-M3**

(Q+ shoe with Millenium M3 lining.)

Here are our base 16.5X7 part numbers for types of brake lining:

Abex = We use their numbers, **685, 6008, 6085, 6098**, etc.

Fleetcraft = We use our numbers, **FC20, FC23**.

Stemco = We use their numbers, **HSP20, VL20**

Millenium = We use our numbers, **M3, M8**

If you have a lining preference, such as Abex, Meritor, Millenium, Stemco, Haldex, etc., let us know and we will get you a quote. We have access to many kinds of lining!

### COMPLETE BRAKE SHOE KITS

Each kit contains two new lined brake shoes with foundation hardware to rebuild one brake assembly. 16-1/2 X 7.

In order to make your shoes into a kit with the 2 shoes and hardware kit together as one price, we put a 'K' on the end of the part number.

**Example: 1011951-M3K**





## OUTRIGHT REMAN BRAKE SHOES (NO CORE!)

We have **Outright Reman Brake Shoes** available to you.

NO CORE. As shoes only, or brake shoe kits with 2 shoes and the brake hardware kit.

Some Examples are listed below in Abex, Millenium and Fleetcraft lining.

### M3 MILLENIUM Lining -

**Part No. ORM3-1308E**

15x4 - "Eaton"  
NO CORE, relined shoe.  
20,000 lb. rated.  
KIT= **Part No. NLBORM3-1308E**

**Part No. ORM3-1308Q**

15x4 - "Q"  
NO CORE, relined shoe.  
20,000 lb. rated.  
KIT= **Part No. NLBORM3-1308Q**

**Part No. ORM3-1443**

15x4 - "EF"  
NO CORE, relined shoe.  
20,000 lb. rated.  
KIT= **Part No. NLBORM3-1443**

**Part No. ORM3-4311**

16.5x7 - "Eaton"  
NO CORE, relined shoe.  
20,000 lb. rated.  
KIT= **Part No. NLBORM3-4311**

**Part No. ORM3-4515FQ**

16.5x7 - "XEM3"  
NO CORE, relined shoe.  
20,000 lb. rated.  
KIT= **Part No. NLBORM3-4515FQ**

**Part No. ORM3-4515TQ**

16.5x7 - "Q"  
NO CORE, relined shoe.  
20,000 lb. rated.  
KIT= **Part No. NLBORM3-4515TQ**

**Part No. ORM3-4707TQ**

16.5x7 Outright - "Q+"  
NO CORE, relined shoe.  
20,000 lb. rated.  
KIT= **Part No. NLBORM3-4707TQ**

**Part No. ORM3-4709-2**

16.5x7 - "ESII"  
NO CORE, relined shoe.  
20,000 lb. rated.  
KIT= **Part No. NLBORM3-4709-2**

### M8 MILLENIUM Lining -

**Part No. ORM8-1308E**

15x4 - "Eaton"  
NO CORE, relined shoe.  
23,000 lb. rated.  
KIT= **Part No. NLBORM8-1308E**

**Part No. ORM8-1308Q**

15x4 - "Q"  
NO CORE, relined shoe.  
23,000 lb. rated.  
KIT= **Part No. NLBORM8-1308Q**

**Part No. ORM8-1443**

15x4 - "EF"  
NO CORE, relined shoe.  
23,000 lb. rated.  
KIT= **Part No. NLBORM8-1443**

**Part No. ORM8-4311**

16.5x7 - "Eaton"  
NO CORE, relined shoe.  
23,000 lb. rated.  
KIT= **Part No. NLBORM8-4311**

**Part No. ORM8-4515FQ**

16.5x7 - "XEM3"  
NO CORE, relined shoe.  
23,000 lb. rated.  
KIT= **Part No. NLBORM8-4515FQ**

**Part No. ORM8-4515TQ**

16.5x7 - "Q"  
NO CORE, relined shoe.  
23,000 lb. rated.  
KIT= **Part No. NLBORM8-4515TQ**

**Part No. ORM8-4707TQ**

16.5x7 Outright - "Q+"  
NO CORE, relined shoe.  
23,000 lb. rated.  
KIT= **Part No. NLBORM8-4707TQ**

**Part No. ORM8-4709-2**

16.5x7 - "ESII"  
NO CORE, relined shoe.  
23,000 lb. rated.  
KIT= **Part No. NLBORM8-4709-2**

### FC23 Fleetcraft Lining -

**Part No. ORFC23-4515TQ**

16.5x7 - "Q"  
NO CORE, relined shoe.  
23,000 lb. rated.  
KIT= **Part No. NLBORFC23-4515TQ**

**Part No. ORFC23-4707TQ**

16.5x7 - "Q+"  
NO CORE, relined shoe.  
23,000 lb. rated.  
KIT= **Part No. NLBORFC23-4707TQ**

### 685 ABEX Lining

**Part No. OR685-4707TQ**

16.5x7 - "Q+"  
NO CORE, relined shoe.  
23,000 lb. rated.

### MV23 Marathon Lining -

**Part No. ORMV23-4515TQ**

16.5x7 - "Q"  
NO CORE, relined shoe.  
23,000 lb. rated.

**Part No. ORMV23-4707TQ**

16.5x7 Outright - "Q+"  
NO CORE, relined shoe.  
23,000 lb. rated.

**Part No. ORMV23-4709-2**

16.5x7 - "ESII"  
NO CORE, relined shoe.  
23,000 lb. rated.





## B-LOCK BRAKE SHOES - RIVETS FOR BRAKE SHOES

### B-Lock™ Brake Lining

**B-Lock™** is a patented rust preventative technology that keeps moisture and salt from getting in between the lining and shoe table and eliminates any possibility of early deterioration of the brake shoe table.

**B-lock™** is applied to the brake shoe table in an adhesive tape form before the shoe is lined.

**B-Lock™** along with the riveting of the lining provides total and complete lining security and ensures that the integrity of the friction is maintained.

**B-Lock™** has proven to work well where braking demands are severe and stress on friction is at the greatest.

In such applications, it is not uncommon for lining to react to the stress with cracking in the surface.

**Because B-Lock™** secures the entire friction area, such cracks will not impair the performance or durability of the lining.

**B-Lock™** has been proven to reduce brake noise and vibration especially in industrial applications.

This benefit is a result of the bond between the lining and table.


STEMCO LP guarantees the new brake shoes using Rome Steel and **B-Lock** assembled in Rome, GA against 'Rust Jacking' for the life of the original STEMCO lining.

**If B-Lock™** should fail, the brake assembly will be replaced at STEMCO LP's cost.



# STEMCO

## BRAKE PRODUCTS™



Part Number Series:

SHOES ONLY:

**LSS4515QCXLBL** = 4515 16.5x7 Q with Crest XL lining.

BRAKE SHOE KITS (With Hardware)

**WK4515X3CXLBL** = 4515 16.5x7 XEM 3 with Crest XL lining.

**WK4702QCXLBL** = 4702 15x4 Q+ with Crest XL lining.

**WK4709E2CXLBL** = 4709 16.5x7 ESII with Crest XL lining

**WKS4515QCXLBL** = 4515 16.5x7 Q with Crest XL lining.

**WKS4707QCXLBL** = 4707 16.5x7 Q+ with Crest XL lining

**Many other versions of B-Lock™ are available!**



## Q VERSUS Q+: CAMSHAFTS AND BRAKE SHOES

Never use a standard Q brake camshaft with Q Plus brake shoes.  
 Always use Q Plus camshafts with Q Plus brake shoes.

All Q Plus shoes and camshafts are marked with "Q Plus" for easy identification.

If Q Plus shoes are used with standard Q camshafts, there is a possibility that the camshaft will "roll over" during brake application under certain operating conditions. This results in a nonworking brake which will increase stopping distances. Also, a new brake drum may not fit over the Q Plus brake shoes if the shoes are used with a standard brake camshaft.

### Commonly Asked Questions "Q-Plus" Brakes

Q: Will I have a balance problem with mixing "Q Plus" brakes on my tractor or trailer?

A: No, the "Q Plus" brake was specifically designed for complete compatibility with the current Q brake. The brake performance and balance is essentially maintained through offering the same variety of linings for both brake designs.

Q: Can I use "Q" shoes on "Q Plus" camshafts?

A: Yes, both "Q" and "Q Plus" shoes can be used with "Q Plus" camshafts. In fact you may find it advantageous to standardize on "Q Plus" cams.

Q: Can I use "Q Plus" shoes on standard "Q" camshafts?

A: No, the current "Q" cam may not allow the "Q Plus" shoes (with .12" thicker lining) to collapse far enough to assemble the brake drum.

Q: What makes the "Q Plus" better than the "Q"?

A: The "Q Plus" reduces the overall maintenance costs by increasing the intervals between relines.



### Identifying

#### Q-Plus

#### Brake

#### Shoes

#### And

#### Q-Plus

#### Camshafts

	Q Plus Components		Q Components
	<p><b>16.5" X 7" Q PLUS SHOE</b></p>		<p><b>16.5" X 7" Q SHOE</b></p>
	<p><b>16.5" Q PLUS CAM (1.5" DIA. -28 SPLINES)</b></p>		<p><b>16.5" Q CAM (1.5" DIA. -10 OR 28 SPLINES)</b></p>
	<p><b>15" X 4" Q PLUS SHOE</b></p>		<p><b>15" X 4" Q SHOE</b></p>
	<p><b>15" Q PLUS CAM (1.5" DIA. -28 SPLINES)</b></p>		<p><b>15" Q CAM (1.25" DIA. -10 OR 24 SPLINES)</b></p>



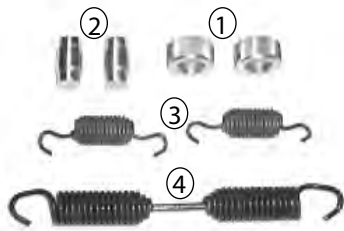
# BRAKE SHOE HARDWARE REPAIR KITS - EATON APPLICATIONS

EATON 16-1/2"  
SINGLE ANCHOR PIN BRAKE **FLEETCRAFT**<sup>®</sup>  
Interchanges MK10, E1887ASHD, 08-1042

**Part No. NL1616**

Kit services one brake and consists of:

Item	Qty.	Part No.	Description
1	2	NL1027	Knurled Roller
2	2	NL1041	Roller Pin
3	2	NL1085	Retainer Spring
4	1	NL1089	Heavy Duty Return Spring

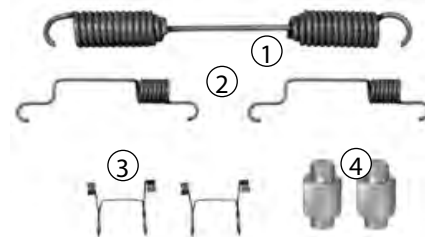


Eaton ESII 16-1/2" Brake Hardware Kit  
Interchange Numbers E-10244, **FLEETCRAFT**<sup>®</sup>  
HK61 (also in stock)

**Part No. NL1688**

Kit services one brake and consists of:

Item	Qty.	Part No.	Description
1	1	NL7743	Return Spring
2	2	NL7755	Retainer Spring
3	2	NL7744	Roller Retainer
4	2	NL7756	Brake Shoe Roller



EATON 15" SINGLE ANCHOR PIN  
FRONT (STEERING) BRAKE **FLEETCRAFT**<sup>®</sup>  
Interchanges E-5139 (also in stock.)

**Part No. NL1683**

Kit services one brake and consists of:

Item	Qty.	Part No.	Description
1	1	NL1713	Retainer Spring
2	1	NL1714	Return Spring
3	2	NL1712	Roller

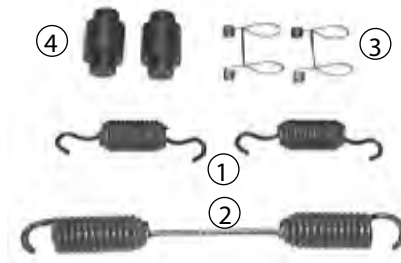


EATON 16-1/2" ES  
"EXTENDED SERVICE" BRAKE **FLEETCRAFT**<sup>®</sup>  
Interchange Numbers E5481A, R507057,  
HK63XLS (also in stock.)

**Part No. NL1686**

Kit services one brake and consists of:

Item	Qty.	Part No.	Description
1	2	NL1085	Retainer Spring
2	1	NL1720	Return Spring
3	2	NL1722	Roller Retainer
4	2	NL1721	Roller

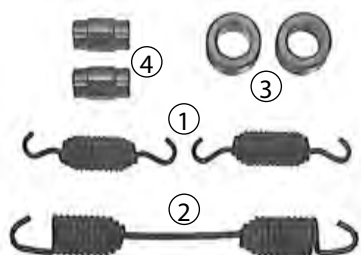


Eaton 16-1/2" Single Anchor Pin Brake  
Ford Special Application, high mount shoe.  
Interchange Number E3801 **FLEETCRAFT**<sup>®</sup>

**Part No. NL1695**

Kit services one brake and consists of:

Item	Qty.	Part No.	Description
1	2	NL7767	Retainer Spring
2	1	NL7768	Return Spring
3	2	NL7769	Knurled Roller
4	2	NL7766	Roller Pin



## FLEETCRAFT BRAKE HARDWARE KITS - EATON APPLICATIONS



**BRAKE SHOE HARDWARE REPAIR KITS - EATON APPLICATIONS**


Eaton ESII 16-1/2" Brake Hardware Kit  
(Minor Kit) Interchange numbers  
E-10244, NL1688 (also stocking.)



**Part No. HK61**

Kit services one brake and consists of:

Item	Qty.	Part No.	Description
1	2	32-1490	Roller
2	2	34-1570	Roller Retainer
3	1	19-915	Return Spring - H.D.
4	2	19-940	Retainer Spring




Eaton ESII 16-1/2" x 5 and 16-1/2" x 6  
Brake Hardware Kit (4719, 4725)  
(Minor Kit) Front axle brakes



**Part No. HK62**

Kit services one brake and consists of:

Item	Qty.	Part No.	Description
1	2	19-924	Return spring
2	2	19-940	Retainer Spring
3	2	32-1490	Cam roller, unplated
4	2	34-1570	Cam roller retainer

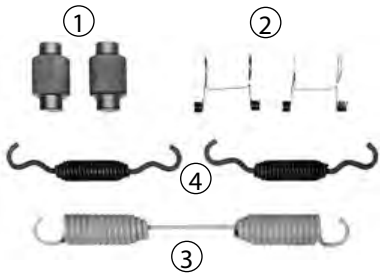


Eaton 15 x 8-5/8" Brake Hardware Kit  
"ES" Reduced Envelope, drive axle brake.

**Part No. E-9039**

Kit services one brake and consists of:

Item	Qty.	Part No.	Description
1	2	E-5477	Brake Shoe Roller
2	2	E-5478	Roller Retainer
3	1	E-9038	Return Spring
4	2	E-2767	Retainer Spring

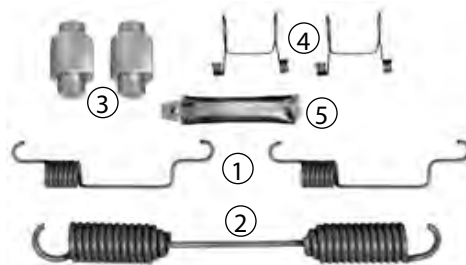


Eaton ESII 16-1/2" Brake Hardware Kit  
Interchange numbers HK61, NL1688  
(also stocking)

**Part No. E-10244**

Kit services one brake and consists of:

Item	Qty.	Part No.	Description
1	2	E-10198	Retainer Spring
2	1	E-10197	Return Spring
3	2	E-5477	Brake Shoe Roller
4	2	E-5478	Roller Retainer
5	1	E-3887	Anti-seize compound





# BRAKE SHOE HARDWARE REPAIR KITS - Q / Q+


16-1/2" "Q", "Q PLUS"  
Interchange numbers MK39,  
E2769S, 08-1088.



### Part No. NL1621BG

Kit services one brake and consists of:

Item	Qty.	Part No.	Description
1	2	NL1005	Anchor Pin
2	2	NL1052	Knurled Roller
3	1	NL1578	Return Spring
4	2	NL1086	Retainer Spring
5	2	NL1110	Anchor Pin Bushing
6	2	NL1200	Roller Retainer
7	2	NL1212	Spring Retainer



**Part No. NL1621BG**  
is a bagged kit, 10 bags  
in a box. Sold each /  
Priced by the Bag.


16-1/2" "Q", "Q PLUS"  
Interchange numbers  
E2769SHD



### Part No. NL1621HD

Kit services one brake and consists of:

Item	Qty.	Part No.	Description
1	2	NL1005	Anchor Pin
2	2	NL1052	Knurled Roller
3	1	NL1084	HD Return Spring
4	2	NL1086	Retainer Spring
5	2	NL1110	Anchor Pin Bushing
6	2	NL1200	Roller Retainer
7	2	NL1212	Spring Retainer



16-1/2" "Q", "Q PLUS"  
Interchange numbers E2769HD

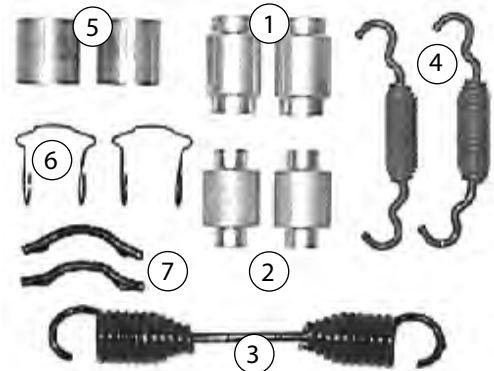


### Part No. NL1621HDS

Kit services one brake and consists of:

Item	Qty.	Part No.	Description
1	2	NL1005	Anchor Pin
2	2	NL1052	Knurled Roller
3	1	NL1084	HD Return Spring
4	2	NL1086	Retainer Spring
5	2	NL1145	Stainless Anchor Pin Bushing
6	2	NL1199	Roller Retainer
7	2	NL1212	Spring Retainer

*Kit contains the same as NL1621HD except:*  
2 NL1145 stainless steel anchor pin bushings replace  
2 NL1110 carbon steel anchor pin bushings.  
2 NL1199 roller retainers replace 2 NL1200 roller



16-1/2" "Q", "Q PLUS",  
Anchor pins and bushings  
not included in this kit.

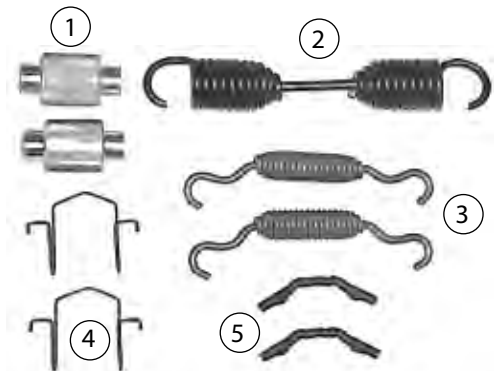


### Part No. NL1680BG

Kit services one brake and consists of:

Item	Qty.	Part No.	Description
1	2	NL1052	Knurled Roller
2	1	NL1084	H.D.Return Spring
3	2	NL1086	Retainer Spring
4	2	NL1200	Roller Retainer
5	2	NL1212	Spring Retainer

BG = Bagged. This is a bagged kit. Ten bags  
packed bulk is box quantity





**BRAKE SHOE HARDWARE REPAIR KITS - Q / Q+**


16-1/2" Q High Mount Brake Repair Kit  
w/Reloc return spring.  
Interchange numbers E9644  
and NL1690 (also in stock).



**Part No. KIT8081**

Kit services one brake and consists of:

Item	Qty.	Part No.	Description
1	1	2258-Y-1273	Return Spring
2	2	2258-Q-615	Retainer Spring
3	2	1259-N-274	Anchor Pin
4	2	1225-B-496	Anchor Pin Bushing
5	2	2297-T-7222	Brake Shoe Roller
6	2	3105-B-210	Roller Retainer
7	2	1218-G-85	Return Spring Pin



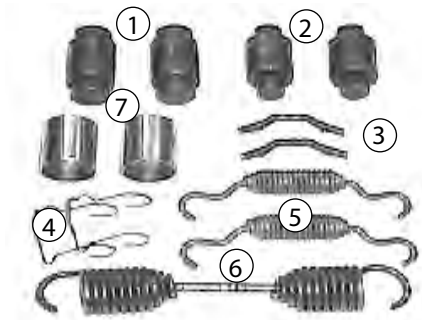
16-1/2" "Q", "Q PLUS" BRAKES  
Interchange numbers E2769HD,  
NL1621HD (in stock)



**Part No. KIT8000HD**

Kit services one brake and consists of:

Item	Qty.	Part No.	Description
1	2	1259-N-274	Anchor Pin
2	2	1779-R-18	Roller
3	2	1218-G-85	Return Spring Pin
4	2	3105-B-210	Roller Retainer
5	2	2258-Q-615	Retainer Spring
6	1	2258-W-803	Return Spring
7	2	1225-B-496	Anchor Pin Bushing



16-1/2" "Q", "Q Plus",  
Interchange Numbers MK39,  
KIT8000HD, NL1621HD, (also in stock)



**Part No. E-2769SHD**

Also AVAILABLE E-2769HD, heavy duty  
anchor pin bushing and return spring.

Kit services one brake and consists of:

Item	Qty.	Part No.	Description
1	2	E-2766	Anchor Pin
2	2	E-1893S	Anchor Pin Bushing
3	2	E-2767	Retainer Spring
4	1	E-3490S	HD Return Spring
5	2	E-2177	Knurled Roller
6	2	E-747	Spring Retainer
7	2	E539	Roller Retainer



16-1/2" "Q" High Mount Steer Axle Brake  
Interchange numbers

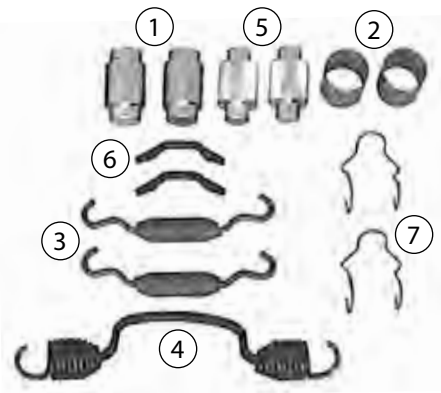


E9644, KIT8081 (also in stock)

**Part No. NL1690**

Kit services one brake and consists of:

Item	Qty.	Part No.	Description
1	2	E-2766	Anchor Pin
2	2	E-1893	Stainless Steel Anchor Pin Bushing
3	2	E-2767	Retainer Spring
4	1	E-9069	Return Spring
5	2	E-2177	Knurled Roller
6	2	E-747	Spring Retainer Pin
7	2	E-3007A	Roller Retainer







# BRAKE SHOE HARDWARE REPAIR KITS - 15" Q / Q+

ROCKWELL 15" FRONT (STEERING)  
"Q" BRAKE

Interchange numbers KIT8029, E3869

**Part No. NL1684**

Kit services one brake and consists of:

Item	Qty.	Part No.	Description
1	2	NL1715	Anchor Pin
2	1	NL1716	Wear Plate
3	1	NL1718	Retainer Spring
4	2	NL1712	Roller
5	2	NL5413	Lock Nut
6	2	NL1719	Washer
7	1	NL1717	Return Spring




15" FRONT (STEERING)  
"Q" BRAKE - Springs and rollers only.

Interchange numbers E7899

**Part No. NL1685**

Kit services one brake and consists of:

Item	Qty.	Part No.	Description
1	1	NL1718	Retainer Spring
2	1	NL1717	Return Spring
3	2	NL1712	Roller



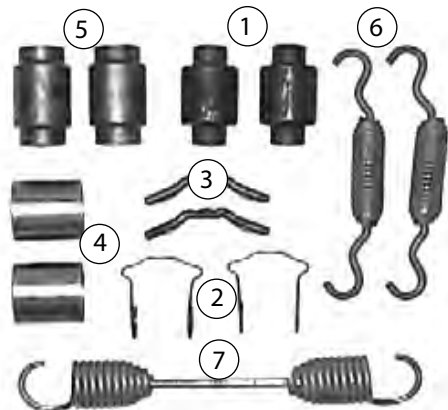
15" FRONT (STEERING)  
"Q PLUS" BRAKE

Interchange numbers E9064,  
NL1650, R508824

**Part No. KIT8824HD**

Kit services one brake and consists of:

Item	Qty.	Part No.	Description
1	2	1779-R-18	Brake Shoe Roller
2	2	3015-B-210	Roller Retainer
3	2	1218-G-85	Return Spring Pin
4	2	1225-B-496	Bushing, Anchor Pin
5	2	1259-N-274	Anchor Pin
6	2	2258-Q-615	Retaining Spring
7	1	2258-L-1234	Return Spring



Rockwell 15" "Q", "Q Plus", Front Brake

Interchange numbers


R508824, E9064,

KIT8824HD (also in stock)

**Part No. NL1650**

Kit services one brake and consists of:

Item	Qty.	Part No.	Description
1	2	E-2766	Anchor Pin
2	2	E-1893	Anchor Pin Bushing
3	2	E-2767	Retainer Spring
4	1	E-9063	HD Return Spring
5	2	E-2177	Knurled Roller
6	2	E-747	Spring Retainer
7	2	E-3007A	Roller Retainer





**BRAKE SHOE HARDWARE REPAIR KITS - 15"**

Brake Hardware Kit for 15 x 4 and 16-1/2 x 5, 6, 7 w/ 14° wedge.

**Part No. HK95XLS**

Bendix No.	Description	Qty.
19-853	Return Spring - Heavy Duty	1
19-860	Spring Retainer	2
19-934	Return Spring	1
20-881	Return Spring Pin	2
20-887	Return Spring Pin	2
20-888	Return Spring Pin	2
32-1427	Cam Roller - Smooth	2
34-1529	Cam Roller Retainer	2



Brake Hardware Kit for 15 x 4 w/ 4729 shoe

**Part No. HK97XLS**

Bendix No.	Description	Qty.
19-940	Retainer Spring - 16-1/2 & 15	2
19-956	Return Spring	1
32-1471	Cam Roller - Knurled	2
34-1570	Cam Roller Retainer	2



**BRAKE SHOE HARDWARE REPAIR KITS - "XEM3"**

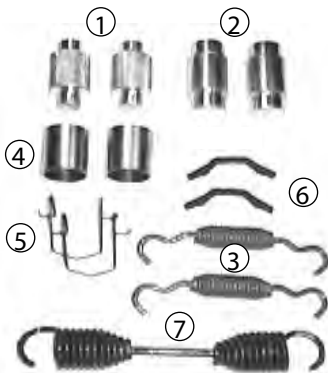
Late "XEM" Brake  
Interchange numbers MK-42, E3710SHD



**Part No. NL1624HD**

Kit services one brake and consists of:

Item	Qty.	Part No.	Description
1	2	NL1052	Knurled Roller
2	2	NL1030	Anchor Pin
3	2	NL1086	Retainer Spring
4	2	NL1110	Bushing, Anchor Pin
5	2	NL1200	Roller Retainer
6	2	NL1212	Spring Retainer
7	1	NL1084	Return Spring




Fruehauf "Propar" 16-1/2" late model "XEM"

**Part No. E-3710SHD**

Kit services one brake and consists of:



Item	Qty.	Part No.	Description
1	2	E-3711S	Anchor Pin
2	2	E-1893S	Anchor pin bushing
3	2	E-2767	Retainer Spring
4	1	E-3490S	Return Spring
5	2	E-11741	Roller
6	2	E-747	Spring Retainer
7	2	E-3007A	Retainer, Roller
8	1	E-1559	Cotter Pin





**BRAKE SHOE HARDWARE REPAIR KITS - 12.25"**


12-1/4" "Q" BRAKE for 4692FC  
Interchange number HK49-150



**Part No. E-10756**

Kit services one brake and consists of:

Item	Qty.	Part No.	Description
1	2	E-2766S	Anchor Pin
2	2	E-586	Roller
3	2	E-1893S	Anchor Pin Bushing
4	2	E-2767	Retainer Spring
5	1	E-2398	Return Spring
6	2	E-747	Spring Retainer
7	2	E-539	Roller Retainer



Standard forge 12-1/4 brake with fabricated shoes.

**Part No. E-2402HD**

Kit services one brake and consists of:

Item	Qty.	Part No.	Description
1	2	E-2390	Anchor Pin
2	4	E-2391	Anchor pin washer
3	4	E-2392	Anchor Pin retainer
4	2	E-2395	Roller
5	2	E-2396	Roller Pin
6	2	E-527	Roller pin retainer
7	1	E-2398	Return spring
8	2	E-2399	Retainer
9	2	E-2389	Anchor pin bushing
10	2	E-1106	Anchor pin lock washer



12-1/4" "Q" BRAKE for 4692FC  
Interchange numbers E10756



**Part No. HK49-150**

Kit services one brake and consists of:

Bendix No.	Description	Qty.
15-537	Anchor Pin	2
15-542	Anchor Pin	2
16-565	Anchor Pin Bushing	2
19-862	Return Spring-HD	1
19-941	Retainer Spring - 12 1/4	2
20-881	Return Spring Pin	2
32-1427	Cam Roller - Smooth	2
34-1527	Camshaft Lockring	4
34-1529	Cam Roller Retainer	2
35-1581	Anchor Pin Washer	4



4692 Quick change, U brake 12-1/4"

**Part No. E-3782**

Kit services one brake and consists of:

Item	Qty.	Part No.	Description
1	2	E-5304	Anchor Pin
2	2	E-11741	Roller
3	2	E-3007A	Roller Retainer
4	1	E-2398	Return Spring
5	2	E-747	Spring Retainer
6	1	E-5305	Retainer Spring



**ALSO AVAILABLE:**

Part No.	Description
<b>E-10875</b>	Dexter "PQ" shoes





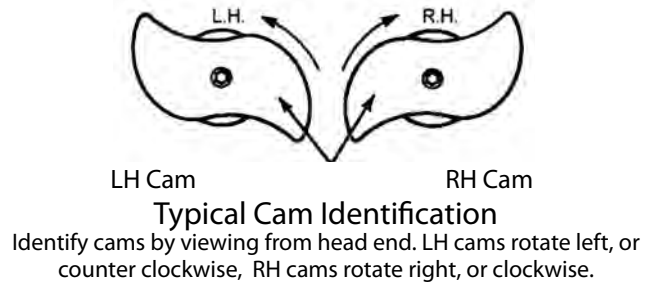
## BRAKE SHOE HARDWARE COMPONENTS

	Part No. <b>E-2177</b> Knurled Roller	OD 1-1/4"	OA Length 2-1/4"	Application General purpose roller	Replaces RS 1779R18 P & Q brakes M2204 01-234
	Part No. <b>E-781</b> Roller	OD 1-3/8"	OA Length 2-1/4"	Application 1/8 oversize version of NL1050	Replaces Fruehauf 330733X RS 1779C81 T/M 46-1-031M596A, 1-20, E-781, L294
	Part No. <b>3105B210</b> Roller Retainer	Length 1-41/64"	Width 1-7/8"	Application 16-1/2" Q & Q Plus Brake shoes	Replaces M1433, 1-313, E-3007A, L1537
	Part No. <b>E-539</b> Roller Retainer	Length 2-5/32"	Width 2-9/32"	Application All sizes of "P" type Brake shoes	Replaces Rockwell 1718-Y-103 M644, 1-300, L151
	<b>E-2766S</b> Anchor Pin (100 / box)	2-7/32"	Center 1-1/4" Ends 1"	Rockwell Q & Dana/Spicer "Fast Change"	Replaces 16WJ105 M1422, 01-434, L1416
	Part No. <b>NL1205</b> Snap Ring (25 / box)	I.D. 1-1/8"	Thick 1/16"	Application For 1-1/4" anchor pins	Replaces M1523, E801, 01-482, L397
	<b>NL1210</b> Lock Ring (100 / box)	1-1/2"	1/16"	For Propar 1-5/8" diameter camshaft	M1046, E1569, 04-315
	<b>NL1250</b> Washer	1-7/8" OD	1-17/64" ID	For 1-1/4" anchor pins	Rockwell 1229-B-1848 M748, E1113, 04-309, L889
	<b>E-2768</b> Return Spring	8-3/8"	1-1/8"	Rockwell "Q" brakes standard duty	2258-U-619 M1424, L1418, 01-369
	<b>E-3490B</b> Return Spring	8-3/8"	1-1/4"	Rockwell "Q" & "Q Plus" brakes, Fruehauf XEM, heavy duty.	2258-W-803 M2732, 1-369, L2098
	<b>E-2767</b> Retainer Spring	5-1/2"	3/4"	Rockwell 12-1/4" & 16-1/2" diameter	Rockwell 2258-Q-615 Fruehauf ACF-003079-001
				"Q" & "Q Plus", Fruehauf and Spicer brakes.	M1423, 1-370, L1417
	Part No. <b>E-747</b> Retainer	Length 2-3/4"		Application For most fab shoes.	Replaces M16WJ102, L324
	Part No. <b>E-1893</b> Anchor Pin spider bushing	Length 1-29/64"		Application Stainless steel. Smooth I.D. No slot	Replaces 02219, B888S, L888

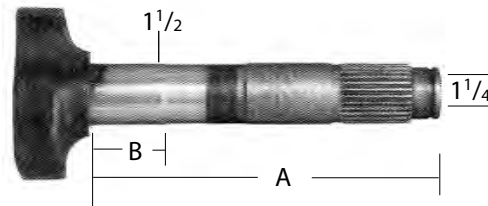


**BRAKE CAMSHAFTS**

Cams are identified for reference as shown; however some applications require special chamber and cam positions, which may change cam rotation. When replacing, check carefully!




**1-1/2" DIAMETER,  
28 SPLINE CAMS FOR  
DRIVE AXLES. 1-3/16" HEAD  
16-1/2" "Q-PLUS" BRAKES**



Part No.		A	B	C	Interchange Information
<b>2210W7537</b>	LH	11 <sup>9</sup> / <sub>16</sub> "	1 <sup>13</sup> / <sub>16</sub> "	-	E9661, E3351
<b>2210V7536</b>	RH				E9662, E3352
<b>2210A7645</b>	LH	14 <sup>19</sup> / <sub>32</sub> "	1 <sup>13</sup> / <sub>16</sub> "	-	E9677
<b>2210Z7644</b>	RH				E9678
<b>2210S7689</b>	LH	15 <sup>45</sup> / <sub>64</sub> "	1 <sup>13</sup> / <sub>16</sub> "	-	E9683
<b>2210R7688</b>	RH				E9684
<b>2210W7693</b>	LH	15 <sup>13</sup> / <sub>16</sub> "	1 <sup>13</sup> / <sub>16</sub> "	-	E11585
<b>2210V7692</b>	RH				E11584

**Cam Bushing Kit No: E-3993B**

**1-1/2" DIA. 28 SPLINE CAMS  
FOR DRIVE AXLES. 1-3/8" HEAD**  
FOR MERITOR  
16<sup>1</sup>/<sub>2</sub>" "Q" BRAKES



Part No.		A	B	Interchange Information
<b>2210Q7427</b>	LH	8 <sup>9</sup> / <sub>16</sub> "	1 <sup>13</sup> / <sub>16</sub> "	E4896, E9649
<b>2210P7426</b>	RH			E4897, E9650
<b>2210C7595</b>	LH	13 <sup>7</sup> / <sub>32</sub> "	1 <sup>13</sup> / <sub>16</sub> "	E4731, NL1946, E9671
<b>2210B7594</b>	RH			E4730, NL1947, E9672
<b>2210J7524</b>	LH	10 <sup>7</sup> / <sub>32</sub> "	1 <sup>13</sup> / <sub>16</sub> "	E3349, E9659
<b>2210H7522</b>	RH			E3350, E9660
<b>2210W7537</b>	LH	11 <sup>9</sup> / <sub>16</sub> "	1 <sup>13</sup> / <sub>16</sub> "	E3351, M2614L, E9661
<b>2210V7536</b>	RH			E3352, M2614R, E9662

**Cam Bushing Kit No: E-3993B**

**1-1/2-10 EATON ES FOR DRIVE AXLES 1-1/8" HEAD ON ES - 15" BRAKES:**

<b>E5492</b>	LH	11 <sup>1</sup> / <sub>2</sub> "	1 <sup>3</sup> / <sub>4</sub> "	R607105
<b>E5493</b>	RH			R607106


**Cam Bushing Kit No: E-10897**



**BRAKE CAMSHAFTS**

**1-1/2" DIAMETER, 10 SPLINE CAMS FOR TRAILER AXLES**

SINGLE GROOVE  
FOR 16 1/2" BRAKES  
Various Applications




Part No.		A	B	Interchange Information
<b>2210A6319</b>	LH	21 <sup>3</sup> / <sub>32</sub> "	2 <sup>7</sup> / <sub>32</sub> "	E685, M16WK103-19, M567L
<b>2210Z6318</b>	RH			E684, M16WK102-19, M567R
<b>R607056</b>	LH	22 <sup>7</sup> / <sub>8</sub> "	2 <sup>7</sup> / <sub>32</sub> "	E4884
<b>R607055</b>	RH			E4885

**Cam Bushing Kit No: NL1238**

**1-1/2" DIAMETER, 10 SPLINE CAMS FOR TRAILER AXLES**

DOUBLE GROOVE  
FOR 16 1/2" BRAKES  
Various Applications




**Cam Bushing Kit No: NL1238**

Part No.		A	B	C	Interchange Information
<b>NL1318</b>	LH	20 <sup>3</sup> / <sub>8</sub> "	2 <sup>7</sup> / <sub>32</sub> "	1 <sup>5</sup> / <sub>8</sub> "	R607082, M16WK103-17, E1425, 04-243, M562L, L915
<b>NL1319</b>	RH				R607081, M16WK102-17, E1424, 04-242, M562R, L914
<b>NL1326</b>	LH	23 <sup>7</sup> / <sub>16</sub> "	2 <sup>5</sup> / <sub>16</sub> "	2 <sup>7</sup> / <sub>32</sub> "	E1095, 4-104, L580, R607002, M16WK103-25, M744L
<b>NL1327</b>	RH				E1094, 4-105, L581, R607001, M16WK102-25, M744R

**1-1/2" DIAMETER, 28 SPLINE DEXTER CAMS FOR TRAILER AXLES**

FOR 12 1/4" BRAKES  
Small "S" Head Hi-Rise




Part No.		A	B	Interchange Information
<b>034-188-03</b>	LH	22 <sup>5</sup> / <sub>16</sub> "	2 <sup>7</sup> / <sub>32</sub> "	E-10923
<b>034-189-03</b>	RH			E-10924
<b>034-188-06</b>	LH	30"	2 <sup>7</sup> / <sub>32</sub> "	--
<b>034-189-06</b>	RH			--

**Cam Bushing Kit No: NL1240**

FOR SPICER 12 1/4" BRAKES  
Double Groove

Part No.		A	B	C
<b>17-413</b>	LH	22"	2 <sup>7</sup> / <sub>32</sub> "	2 <sup>21</sup> / <sub>32</sub> "
<b>17-412</b>	RH			






**BRAKE CAMSHAFTS**

1-5/8" DIAMETER,  
28 SPLINE CAMS FOR  
DANA SPICER XL  
TRAILER AXLE  
16-1/2" BRAKES w/ 1-5/8  
BEARING JOURNAL



Part No.		A	B	C	Interchange Information
<b>17-931</b>	LH	24 <sup>1</sup> / <sub>8</sub> "	2 <sup>1</sup> / <sub>4</sub> "	-	M16WKL25-241, M16WKL25-242, E-10909, NL1966, R607277
<b>17-930</b>	RH				M16WKR25-241, M16WKR25-242, E-10910, NL1967, R607278
<b>17-923</b>	LH	21 <sup>5</sup> / <sub>8</sub> "	2 <sup>1</sup> / <sub>4</sub> "	-	M16WKL25-215
<b>17-922</b>	RH				M16WKR25-215
					<b>Cam Bushing Kit No: E-9790A</b>
<b>NL1956</b>	LH	23 <sup>9</sup> / <sub>16</sub> "	2 <sup>7</sup> / <sub>32</sub> "	-	M16WKL25-236, R607232, E9736
<b>NL1957</b>	RH				M16WKR25-236, R607231, E9735


1-1/2" DIAMETER,  
28 SPLINE CAMS FOR  
SPICER TRAILER AXLES  
16-1/2" "XTRALIFE" BRAKES  
w/ DOUBLE GROOVE JOURNAL



**Cam Bushing Kit No: NL1238**

Part No.		A	B	C	Interchange Information
<b>NL1378</b>	LH	20 <sup>7</sup> / <sub>16</sub> "	1 <sup>5</sup> / <sub>8</sub> "	2 <sup>7</sup> / <sub>32</sub> "	Spicer M16WKL20-205, E5524, R607181
<b>NL1379</b>	RH				Spicer M16WKR20-205, E5525, R607182
<b>NL1380</b>	LH	23 <sup>9</sup> / <sub>16</sub> "	1 <sup>5</sup> / <sub>8</sub> "	2 <sup>7</sup> / <sub>32</sub> "	Spicer M16WKL20-236, E5526, R607183
<b>NL1381</b>	RH				Spicer M16WKR20-236, E5527, R607184
<b>NL1920</b>	LH	24 <sup>1</sup> / <sub>16</sub> "	1 <sup>5</sup> / <sub>8</sub> "	2 <sup>7</sup> / <sub>32</sub> "	Spicer M16WKL20-242, E9100, R607199
<b>NL1921</b>	RH				Spicer M16WKR20-242, E9101, R607200

1-1/2" DIAMETER,  
28 SPLINE CAMS FOR  
SPICER TRAILER AXLES  
16-1/2" BRAKES  
w/ DOUBLE GROOVE JOURNAL




**Cam Bushing Kit No: NL1238**

Part No.		A	B	C	Interchange Information
<b>17-481</b>	LH	20 <sup>3</sup> / <sub>8</sub> "	1 <sup>5</sup> / <sub>8</sub> "	2 <sup>7</sup> / <sub>32</sub> "	M16WK105-17, E3854, R607169
<b>17-480</b>	RH				M16WK104-17, E3855, R607170
<b>NL1916</b>	LH	23 <sup>7</sup> / <sub>16</sub> "	1 <sup>5</sup> / <sub>8</sub> "	2 <sup>7</sup> / <sub>32</sub> "	R607171, M16WK104-25, E3856, M16WKL20-234, 17-483
<b>NL1917</b>	RH				R607172, M16WK105-25, E3857, M16WKR20-234, 17-482
<b>R607189</b>	LH	22 <sup>7</sup> / <sub>8</sub> "	1 <sup>5</sup> / <sub>8</sub> "	2 <sup>7</sup> / <sub>32</sub> "	M16WK104-23, E6884, M16WKL20-227
<b>R607190</b>	RH				M16WK105-23, E6885, M16WKR20-227



**BRAKE CAMSHAFTS**

1-1/2" DIAMETER,  
28 SPLINE CAMS FOR  
EATON TRAILER AXLES  
16-1/2" ES BRAKES




Part No.		A	B	C	Interchange Information
<b>R607113</b>	LH	23 3/4"	2 5/32"	-	E9059
<b>R607114</b>	RH				E9060
<b>Cam Bushing Kit No: NL1277</b>					
<b>17-512</b>	LH	17 3/8"	1 5/8"	27/32"	E5523
<b>17-513</b>	RH				E5522

1-1/2" DIAMETER,  
28 SPLINE CAMS FOR  
HENDRICKSON INTRAAX



Part No.		A	B	C	Interchange Information
<b>S24636-1L</b>	LH	11"	2 7/16"	-	Hendrickson Intraax
<b>S24636-1R</b>	RH				Hendrickson Intraax
<b>Cam Bushing Kit No: S23974 (or S21181 if before 11/24/97)</b>					
<b>NL1970</b>	LH	11"	2 7/16"	-	Hendrickson Intraax
<b>NL1971</b>	RH				Hendrickson Intraax

1-5/8" DIAMETER,  
37 SPLINE CAMS FOR  
FRUEHAUF TRAILER AXLES  
16 1/2" BRAKES



**Cam Bushing Kit No: NL1228**


Part No.		A	B	Interchange Information
<b>NL1334</b>	LH	16 1/8"	2 5/32"	AXA-0420-1, M563L, E1563, R607011
<b>NL1335</b>	RH			AXA-0420-2, M563R, E1564, R607012
<b>NL1337</b>	LH	21 1/8"	2 5/32"	AXA-0420-3, M566L, E2099, R607020
<b>NL1336</b>	RH			AXA-0420-4, M566R, E2100, R607019
<b>R607162</b>	LH	23 7/8"	2 7/32"	AXA-0420-6, E3861
<b>R607161</b>	RH			AXA-0420-5, E3862





**BRAKE CAMSHAFTS**


1-1/2" DIAMETER,  
28 SPLINE CAMS FOR  
ROCKWELL TRAILER AXLES  
WITH "Q+" BRAKES  
16 1/2" DIAMETER  
FABRICATED SPIDER



**Cam Bushing Kit No: NL1417**

Part No.		A	B	Interchange Information
<b>2210S8157</b>	LH	20 <sup>13</sup> / <sub>32</sub> "	1 <sup>45</sup> / <sub>64</sub> "	2210R4334, M991L, E-2443A, NL1961, R607273
<b>2210T8158</b>	RH			2210Q4333, M991R, E2444A, NL1960, R607274
<b>2210G6871</b>	LH	20 <sup>13</sup> / <sub>32</sub> "	2"	2210P6594, E9093, E5508, NL1964
<b>2210F6870</b>	RH			2210N6592, E9094, E5509, NL1965
<b>NL1940</b>	LH	24 <sup>1</sup> / <sub>16</sub> "	1 <sup>31</sup> / <sub>32</sub> "	2210X6576, E6081, E5510, E2445A
<b>NL1941</b>	RH			2210W6575, E6082, E5511, E2446A
<b>2210E6869</b>	LH	24 <sup>1</sup> / <sub>16</sub> "	1 <sup>31</sup> / <sub>32</sub> "	2210-X-6576, E6081, E5510
<b>2210D6868</b>	RH			2210-W-6575, E6082, E5511

1-1/2" DIAMETER,  
28 SPLINE CAMS FOR  
ROCKWELL TRAILER AXLES  
4000-6000 SERIES - Q+  
Double Groove (NL1958/59)  
16 1/2" BRAKES



**Cam Bushing Kit No: NL1280**

Part No.		A	B	C	Interchange Information
<b>NL1958</b>	LH	17 <sup>5</sup> / <sub>16</sub> "	1 <sup>25</sup> / <sub>32</sub> "	1 <sup>31</sup> / <sub>32</sub> "	2210M4329, M990L, E2441A, 2210R8156
<b>NL1959</b>	RH				2210L4328, M990R, E2442A, 2210Q8155
<b>Part No.</b>		A	B		Interchange Information
<b>2210C6867</b>	LH	17 <sup>5</sup> / <sub>16</sub> "	1 <sup>63</sup> / <sub>64</sub> "		E5506, E9091, L3113, M3170L
<b>2210B6866</b>	RH				E5507, E9092, L3112, M3170R
<b>Part No.</b>		A	B		Interchange Information
<b>2210R8156</b>	LH	17 <sup>5</sup> / <sub>16</sub> "	1 <sup>45</sup> / <sub>64</sub> "		E2441, M990L
<b>2210Q8155</b>	RH				E2442, M990R

15" Q+ BRAKES


**Cam Bushing Kit No: KIT8883**

Part No.		A	B	Interchange Information
<b>2210B7958</b>	LH	23 <sup>3</sup> / <sub>8</sub> "	1 <sup>63</sup> / <sub>64</sub> "	HQ10698L
<b>2210B7959</b>	RH			HQ10699R



**BRAKE CAMSHAFTS**


1-1/2" DIAMETER,  
28 SPLINE CAMS FOR  
SPICER TRAILER AXLES  
12-1/4" BRAKES  
Double Groove



**Cam Bushing Kit No: NL1240**

Part No.		A	B	C	Interchange Information
<b>R607253</b>	LH	23 <sup>3</sup> / <sub>16</sub> "	2 <sup>7</sup> / <sub>32</sub> "	2 <sup>21</sup> / <sub>32</sub> "	M12WKL20-233, E9759, NL1952
<b>R607254</b>	RH				M12WKR20-233, E9760, NL1953


1-1/2" DIAMETER, 28 SPLINE CAMS  
FOR SPICER  
TRAILER AXLES  
12-1/4" Q BRAKES  
w/ 1-5/8" Bearing Journal  
Double Groove



**Cam Bushing Kit No: E-9790A / 43-7118**

Part No.		A	B	Interchange Information
<b>17-417</b>	LH	23 <sup>1</sup> / <sub>8</sub> "	2 <sup>1</sup> / <sub>4</sub> "	M12WKL25-233, E10905, R607273
<b>17-416</b>	RH			M12WKR25-233, E10906, R607274

1-1/2" DIAMETER,  
10 SPLINE CAMS FOR  
SPICER TRAILER AXLES  
12-1/4" BRAKES



Part No.		A	B	C	Interchange Information
<b>R607006</b>	LH	21 <sup>1</sup> / <sub>8</sub> "	2 <sup>7</sup> / <sub>32</sub> "	2 <sup>21</sup> / <sub>32</sub> "	E1411, M477L
<b>R607005</b>	RH				E1410, M477R
<b>R607010</b>	LH	23 <sup>1</sup> / <sub>4</sub> "	2 <sup>7</sup> / <sub>32</sub> "	2 <sup>21</sup> / <sub>32</sub> "	E1423, M478L
<b>R607009</b>	RH				E1422, M478R

**Cam Bushing Kit No: NL1417**




**CAMSHAFT BUSHING KITS**

Late Model Eaton Trailer Axle Brake Kit  
 With "501" Series Brakes, & "ES" Brakes with  
 "Long Life" Cam Support Bushings  
 Interchange numbers MK18, NL1226

**Part No. E-2123**


Item	Qty.	Part No.	Description
1	2	E-536	Bushing
2	2	E-1385	Bushing
3	4	E-1416	Seal
4	8	E-580	Washer
5	2	E-1569	Lock Ring
6	2	E-526	Lock Ring



Eaton 15" & 16.5" ES Cam Bushing Kit  
 Interchange numbers 127808N (also in stock)  
 CQ655001, R615015

**Part No. E-5501**


Item	Qty.	Part No.	Description
1	4	E-536	Bushing
2	4	E-1416	Seal
3	2	E-1781	Washer
4	2	E-1782	Washer
5	2	E-3234	Lock Ring
6	2	E-5482	Washer
7	2	E-580	Washer



Eaton Self-Contained Drive Axle 16-1/2" Brakes  
 Interchange numbers MK19, E2125, R615002

**Fleetcraft No. NL1227**


Item	Qty.	Part No.	Description
1	4	NL1134	Spider Bushing
2	4	NL1235	Seal
3	2	NL1258	Washer
4	2	NL1262	Washer
5	2	NL1261	Washer
6	2	NL1744	Lock Ring
7	2	NL1464	Cotter Pin



Eaton 15" & 16.5" ES Cam Bushing Kit

**Part No. E-10897**

Part No.	Item No.	Qty.	Description
E-536	1	2	Camshaft Bushing
E-1416	2	4	Camshaft Seal
E-1781	3	4	Camshaft Spacer Washer
E-1782	4	4	Camshaft Spacer Washer
E-667	5	2	Bronze Camshaft bushing
E-3234	6	2	Camshaft Snap Ring
E-5482	7	2	Camshaft Wear Washer
E-580	8	2	Camshaft Spacer Washer



Eaton Axle With "501" Series 16-1/2" Brakes  
 Interchange numbers MK63, E2696A

**Fleetcraft No. NL1277**

Item	Qty	Part No.	Description
1	2	NL1125	Spider Bushing
2	2	NL1126	Support Bushing
3	4	NL1169	Seal
4	4	NL1258	Spacer Washer
5	4	NL1256	Spacer Washer
6	2	NL1217	Lock Ring
7	2	NL1213	Lock Ring






**CAMSHAFT BUSHING KITS**

Rockwell 4000-6000 Trailer Axles 12-1/4" and 16-1/2"  
Interchange numbers MK16, E2382

**Fleetcraft No. NL1224**

Item	Qty.	Part No.	Description
1	2	NL1108	Bushing
2	4	NL1109	"O" Ring
3	2	NL1153	Seal
4	2	NL1156	"O" Ring Seal
5	2	NL1154	Inner Bushing
6	2	NL1155	Outer Bushing
7	2	NL1260	Spacer Washer
8	2	NL1250	Spacer Washer
9	4	NL1263	Spacer Washer
10	2	NL1210	Lock Ring
11	2	NL1205	Lock Ring



Rockwell 4000-6000 Trailer Axles 12-1/4" and 16-1/2"  
Brakes. Interchange numbers KIT8048, MK61,  
E3520, E3520A

**Fleetcraft No. NL1280**

Item	Qty.	Part No.	Description
1	2	NL1179	Support Bracket
2	2	NL1153	Seal
3	2	NL1156	"O" Ring Seal
4	2	NL1154	Inner Bushing
5	2	NL1155	Outer Bushing
6	2	NL1260	Spacer Washer
7	2	NL1250	Spacer Washer
8	4	NL1263	Spacer Washer
9	2	NL1210	Lock Ring
10	2	NL1205	Lock Ring



Rockwell Late Trailer with Fabricated Spider  
Interchange numbers MK88, E9079HD, KIT8078A

**Part No. NL1417**


Item	Qty.	Part No.	Description
1	2	1229-R-4100	Outer Washer
2	2	A-3105-V-282	Retainer Bushing
3	2	A-3105-L-1078	Retainer Bushing
4	4	1229-B-1848	Washer
5	2	1229-T-4102	Snap Ring
6	2	1229-X-1116	Snap Ring
7	2	1229-S-4101	Inner Bushing
8	4	10-X-1348	SelfTappingScrew
9	4	10-X-1421	Screw
10	4	1205-Q-2123	Seal



Late Model Rockwell 4000-6000 Series Trailer Axles  
Interchange numbers KIT8048 (For 2 brakes\*\*)

**Part No. E-3520AHD**

Item	Qty.	Part No.	Description
1	2	E-564	Washer
2	2	E-1318AHD	Support Assem.
3	2	E-801	Lock Ring
4	2	E-2405	Seal
5	2	E-2406	Seal
6	2	E-2407	Outer Bushing
7	2	E-2408	Inner Bushing
8	2	E-1569	Lock Ring
9	2	E-1113	Washer
10	4	E-2411A	Washer
11	2	E-5093	Lock Ring





## CAMSHAFT BUSHING KITS

Rockwell Q and Q+ Trailer brakes with Fabricated Spider  
Interchange numbers NL1417, E-9079HD

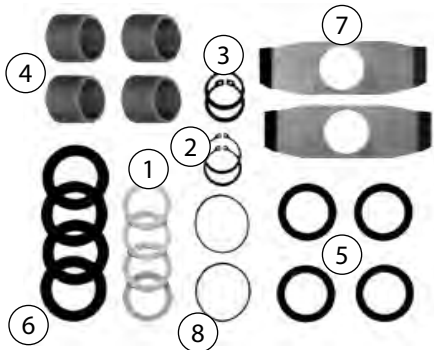
**Part No. KIT8078A** (KIT 8078 IS 1 WHEEL END)

Item	Qty.	Part No.	Description
1	2	1229-R-4100	Outer Washer
2	2	A-3105-V-282	Retainer Bushing
3	2	A-3105-L-1078	Retainer Bushing
4	4	1229-B-1848	Washer
5	2	1229-T-4102	Snap Ring
6	2	1229-X-1116	Snap Ring
7	2	1229-S-4101	Inner Bushing
8	4	10-X-1348	SelfTappingScrew
9	4	10-X-1421	Screw
10	4	1205-Q-2123	Seal



For Meritor 15" and 16-1/2" Drive Axle "Q" and "Q+"  
**Part No. E-3993B**


Item	Qty.	Part No.	Description
1	4	E-1113	Washer
2	2	E-801	Lock Ring
3	2	E-5093	Lock Ring
4	4	E-5512	Bushing - spider
5	4	E-654	Seal
6	4	E-3479	Spacer Washer
7	2	E-3478	Wear Washer
8	2	E-3859	Seal-rubber



Meritor 16-1/2" "Q" Brake for bolt on bushing  
Interchange numbers MK90, E6078

**Part No. KIT8289**


Item	Qty.	Part No.	Description
1	1	A-3105-L-1078	Retainer Bushing
2	2	1205-Q-2123	Seal
3	1	1229-R-4100	Outer Washer
4	1	1229-S-4101	Inner Washer
5	1	1229-T-4102	Snap Ring
6	4	10-X-1421	Screw



Rockwell "Q" & "Q PLUS" Trailer Axle Brakes with  
Fabricated Spider. Interchange numbers  
NL1417, and KIT8078A also in stock.

**Part No. E-9079HD**

Item	Qty.	Part No.	Description
1	2	E-6076	Bushing
2	2	E-1318AHD	Support Assem.
3	2	E-5093	Lock Ring
4	2	E-1113	Washer
5	2	E-564	Washer
6	2	E-6077	Outer Washer
7	4	E-2405	Seal
8	2	E-9072	Inner Washer
9	2	E-9077	Lock Ring
10	8	Attaching Screws	
11	2	E-801	Lock Ring






**CAMSHAFT BUSHING KITS**

Fruehauf Late Pro-Par Axles  
Late Pro-Par Axles - 12-1/4" and 16-1/2"  
Interchange numbers MK20, E2090, R615005

**Fleetcraft No. NL1228**

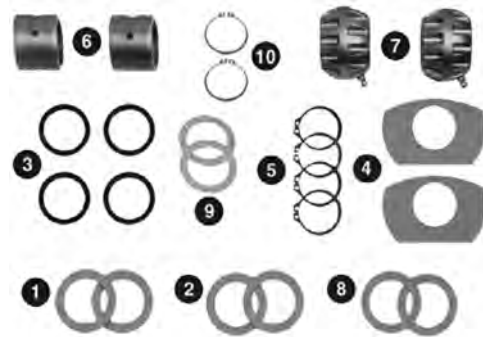
Item	Qty.	Part No.	Description
1	4	NL1141	Spider Bushing
2	2	NL1137	Support Bushing
3	2	NL1258	Spacer Washer
4	6	NL1256	Spacer Washer
5	2	NL1217	Lock Ring
6	2	NL1210	Lock Ring



Spicer and Standard Forge 12-1/4"  
Interchange numbers E2469, K145, K157, MK24

**Part No. R615010**


Part No.	Item No.	Qty.	Description
1229-R-122	1	2	Spacer Washer
1229-Q-771	2	2	Spacer Washer
R627008	3	4	Camshaft Seal
R627024	4	2	Washer
1229-Z-1118	5	4	Snap ring
R617003	6	2	Nylon Bushing
R617002	7	2	OB Support Bushing
R627025	8	2	Washer
1229-Q-433	9	2	Washer
1229-X-1116	10	2	Washer



12.25 Spicer Dana U Brake

**Part No. E-5307**

Part No.	Item No.	Qty.	Description
E-2102	1	2	Camshaft Bushing
E-807	2	2	Bronze Camshaft Bushing
E-1416A	3	4	Camshaft Seal
E-2409	4	2	Camshaft Spacer Washer
E-580	5	2	Camshaft Spacer Washer
E-2404	6	2	Camshaft "D" Washer
E-526	7	4	Camshaft Lock Ring
E-801	8	2	Lock Ring




Standard Forge, Late Models

12-1/4" Diameter Brakes, Fabricated Shoes  
Interchange numbers MK26, E2469, R615010

**Fleetcraft No. NL1240**

Item	Qty	Part No.	Description
1	2	NL1135	Spider Bushing
2	2	NL1138	Support Bushing
3	4	NL1235	Seal
4	4	NL1258	Spacer Washer
5	2	NL1253	Spacer Washer
6	2	NL1259	Spacer Washer
7	4	NL1217	Lock Ring






**CAMSHAFT BUSHING KITS**

Dana Spicer 16-1/2" Brake With 1-5/8" Cam Journal  
Interchange numbers R615019

**Part No. E-9790A**


Item	Qty.	Part No.	Description
1	2	E-9789	Bronze Bushing
2	2	E-9792	Bushing
3	4	E-2405	Seal
4	2	E-526	Lock Ring
5	2	E-801	Lock Ring
6	2	E-719	Washer
7	2	E-580	Washer
8	4	E-1113	Washer
9	2	E-2409	Washer



Dana Spicer "XL" "XTRALIFE" 16-1/2" Brakes  
Interchange numbers E2469, R615010

**Part No. 43-7033**

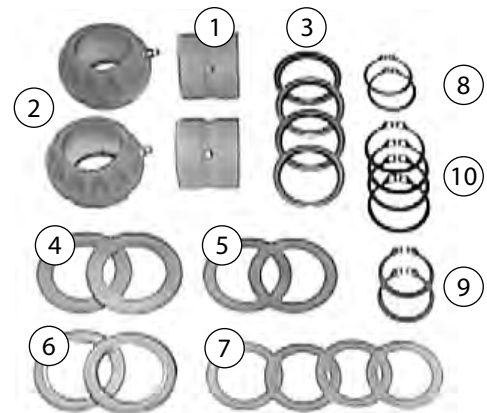
Item	Qty.	Part No.	Description
1	2	28-1232	Spider Bushing (NL127)
2	2	27-1195	Bracket Bushing (NL138)
3	4	29-1269	Spider Seal (NL1235)
4	2	29-1319	Washer (E2404)
5	2	29-1326	Washer (NL1768)
6	2	29-1309	Washer
7	4	29-1301	Lock Ring (NL1217)



16-1/2" Diameter Brakes, Weld-On Spider  
Interchange numbers MK24, E2287, R615008

**Fleetcraft No. NL1238**

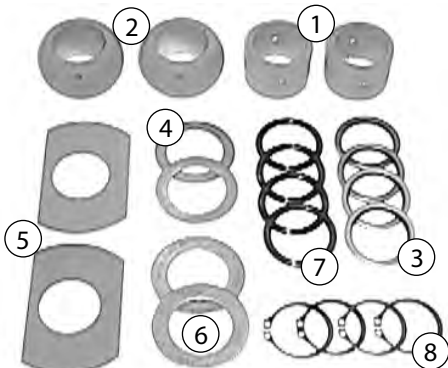
Item	Qty.	Part No.	Description
1	2	NL1135	Spider Bushing
2	2	NL1138	Support Bushing
3	4	NL1463	Seal
4	2	NL1255	Spacer Washer
5	2	NL1258	Spacer Washer
6	2	NL1259	Spacer Washer
7	4	NL1250	Washer
8	2	NL1205	Lock Ring
9	2	NL1266	Lock Ring
10	4	NL1217	Lock Ring



Spicer Model With Spherical Cam Bushing  
16-1/2" Diameter Brakes  
Interchange numbers MK64, E2680

**Fleetcraft No. NL1281**

Item	Qty.	Part No.	Description
1	2	NL1135	Spider Bushing
2	2	NL1167	Support Bushing
3	4	NL1235	Seal
4	2	NL1258	Spacer Washer
5	2	NL1252	"D" Washer
6	2	NL1255	Spacer Washer
7	4	NL1109	"O" Ring
8	4	NL1217	Lock Ring






## CAMSHAFT BUSHING KITS

Spicer Bronze Bushing Cam Kit. Interchange number E-9790A similar, comes without cam brackets and screws.

**Part No. 43-7118**

Item No.	Spicer No.	Description	Qty.
1	30-1341L	Cam Bracket Assembly-L	1
2	30-1341R	Cam Bracket Assembly-R	1
3	29-1301	Camshaft Lockring	2
4	29-1324	Camshaft Lockring	2
5	34-1525	Camshaft Lockring	2
6	28-1242	Camshaft Spider Bushing	2
7	29-1361	Camshaft Washer	2
8	29-1362	Camshaft Washer	2
9	29-1363	Camshaft Washer	2
10	29-1364	Camshaft Washer	2
11	34-1600	Camshaft Washer	2
12	34-1567	Self Tapping Screw	8
13	29-1271	Spider Seal	4



Rockwell 16-1/2" Brakes Late "P" Series Trailer Axles  
Interchange numbers MK14,

**Fleetcraft No. E-2088AHD**

CHANGE TO EUCLID SPEC PART NO.'S

Item	Qty.	Part No.	Description
1	2	NL1179	Support Assembly
2	2	NL1235	Spider Seal
3	2	NL1149	Cam Seal
4	2	NL1151	Inner Bushing
5	2	NL1150	Outer Bushing
6	6	NL1260	Spacer Washer
7	4	NL1217	Lock Ring



12.25 after 1990, bronze bushings, 4 bolt bracket.

**Part No. 43-7117**


Item	Part No.	Description	Qty.
1	30-1341L	Cam Bracket Assembly-L	1
2	30-1341R	Cam Bracket Assembly-R	1
3	29-1301	Camshaft Lockring	2
4	34-1525	Camshaft Lockring	2
5	28-1231	Camshaft Spider Bushing	2
6	29-1307	Camshaft Washer	2
7	29-1311	Camshaft Washer	2
8	29-1319	Camshaft Washer	2
9	29-1362	Camshaft Washer	2
10	29-1363	Camshaft Washer	2
11	34-1600	Camshaft Washer	2
12	34-1567	Self Tapping Screw	8
13	29-1208	Spider Seal	4



Meritor 16-1/2" "P" & "Q" Brakes - For 2 Brakes\*\*  
Interchange numbers E3989, E9078HD

**Part No. KIT8058**

Item	Qty.	Part No.	Description
1	4	1229-X-3118	Washer
2	2	1229-A-4135	Washer
3	4	1205-Q-2123	Seal
4	2	1225-N-1158	Camshaft Bushing
5	2	1229-C-4137	Spacer Washer
6	2	1229-B-4136	Flat Washer
7	2	1229-D-3124	Snap Ring
8	2	1229-T-4102	Snap Ring
9	2	A-3105-V-282	Retainer Washer
10	4	1229-B-1848	Washer
11	2	1229-X-1116	Snap Ring







# CAMSHAFT BUSHING KITS

S Cam Major Kit Intraxx, 1-1/2",  
Interchange numbers E9791HD

**Part No. S21181**

Qty.	Description
2	Spide retaining ring
2	Spline Retaining Ring
4	S Cam journal washer
2	Spider camshaft bushing
2	Outer s-cam washer
2	S-cam support bushing assembly
4	Spider seal
6	Spindle Inner washer
2	Roller Retainer



Bronze Bushing Cam Kit.  
Interchange number 43-7118

**Fleetcraft No. NL4300**

Description	Qty.
Cam Bracket Assembly-L	1
Cam Bracket Assembly-R	1
Camshaft Lockring	2
Camshaft Lockring	2
Camshaft Lockring	2
Camshaft Spider Bushing	2
Camshaft Washer	2
Camshaft Washer	2
Camshaft Washer	2
Camshaft Washer	2
Camshaft Washer	2
Self Tapping Screw	8
Spider Seal	4



Meritor 16-1/2" "Q" Brake for bolt on bushing  
Interchange numbers MK90, E6078,  
KIT8289 (also in stock.)

**Part No. NL4500**

Item	Qty.	Part No.	Description
1	1	A-3105-L-1078	Retainer Bushing
2	2	1205-Q-2123	Seal
3	1	1229-R-4100	Outer Washer
4	1	1229-S-4101	Inner Washer
5	1	1229-T-4102	Snap Ring
6	4	10-X-1421	Screw





**CAMSHAFT BUSHING KITS**

S Cam Major Kit Intraax, 1-5/8"  
 1 kit per axle for S24636-1 camshaft.  
 Interchange number E11450HD, R615024  
**Part No. S23974**

Qty.	Description
2	Spider retaining ring
2	Spline Retaining Ring
4	S Cam journal washer
2	Spider camshaft bushing
2	Outer s-cam washer
2	S-cam support bushing assembly
4	Spider seal
6	Spindle Inner washer
2	Roller Retainer



Camshaft tube service kit.  
 Hendrickson Intraax 16.5" brake.  
 Services one camshaft. '4-tabbed design.'  
**Part No. S28890**

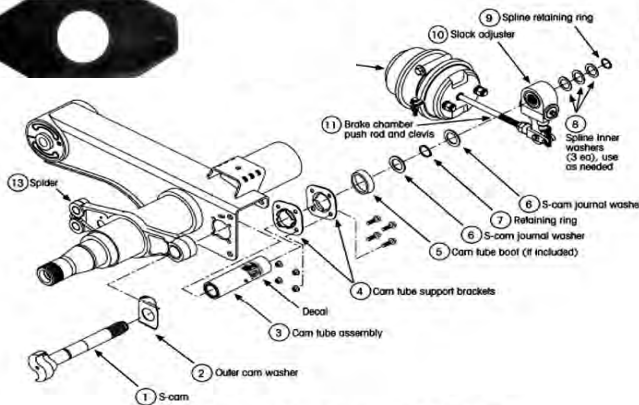


Figure 3. Cam Tube System parts identification (refer to L1104 for part numbers)

S Cam Major Kit Intraax, 1-5/8"  
 1 kit per axle for S24636-1 camshaft.  
 Interchange number E11450HD, R615024  
**Fleetcraft No. NL4200**

Qty.	Description
2	S-cam support bushing assembly
2	Spider retaining ring
2	Spline Retaining Ring
4	S Cam journal washer
2	Spider camshaft bushing
2	Outer s-cam washer
4	Spider seal
6	Spindle Inner washer
2	Roller Retainer



Camshaft tube service kit.  
 Hendrickson Intraax 16.5" brake.  
 Services one camshaft. '4-tabbed design.'  
**Fleetcraft No. NL4400**





# CAMSHAFT SUPPORT BRACKETS

**Part No. NL1179**

Assembly: Includes NL1108 bushing with NL1109 O rings.  
Application: For trailer axles  
Interchange Info: M-1521, E1318A, 03-209, L2854.  
2 per package / sold each



**Part No. NL1174**

Includes NL1138 bushing.  
Application: Spicer, Std. Forge  
Interchange Info: M1554, E2104, 03-114, L1198



**Part No. E-4586**

Bracket support for Fruehauf. For 16-12" diameter brakes. Used in E-4594 kit. Interchanges: ACF-4024-1



**Part No. E-4594**

Support bracket Kit for 12-1/4" brakes  
Includes E-4586 bracket (above) E-4587 plate set, E-1577A bushing.  
Interchanges numbers: M2594, M2595



**Part No. E-2477B**

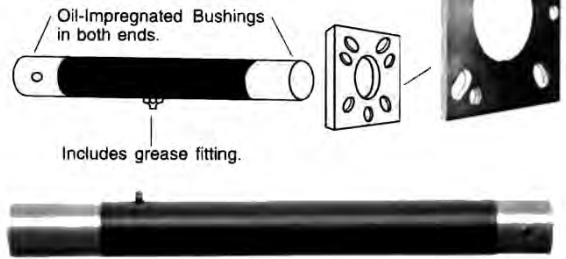
Support Bracket For Meritor 5" Round Axles with 161/2" brakes. Used with E-1318A (NL1179) or E-1318AHD. Includes Mounting Screws.



**Part No. E-4738A**

Camshaft tube enclosure for Trailers. For standard 1-1/2" diameter camshafts with air ride suspension. Use with universal standard adapter for 1-7/8" cam tube enclosures

**Part No. E-4739**




**Part No. E-9787A (LH)**

**Part No. E-9788A (RH)**

Support Bracket For Spicer (Dana) 5" Round Axle with 161/2" brakes. Includes E-9792 Bushing

(LH)



(RH)



**Part No. E-11445 (LH)**

**Part No. E-11446 (RH)**

Camshaft Support Bracket/Bushing assembly with greasable bushing

(LH)

(RH)



**E-603**

Camshaft Support bracket for early model Meritor axles. Use with E-535 nylon bushing. Interchange numbers L242, B8713, M1572



## CAMSHAFT BUSHINGS

**Part No.** O.D. I.D. Length  
**NL1125** 2" 1<sup>5</sup>/<sub>8</sub>" 1<sup>3</sup>/<sub>16</sub>"

Nylon bushing  
 Interchanges:  
 Eaton 1002248  
 M2621, E2690A,  
 03-224, L2382 (10/box)



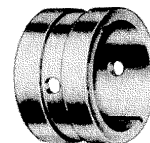
**Part No.** O.D. I.D. Length  
**NL1126** 2<sup>3</sup>/<sub>4</sub>" 1<sup>1</sup>/<sub>2</sub>" 2<sup>1</sup>/<sub>2</sub>"

Nylon bushing  
 Interchanges:  
 Eaton 1002262  
 M2623, E2695,  
 03-214, L1598 (10/box)




**Part No.** O.D. I.D. Length  
**NL1134** 1<sup>7</sup>/<sub>8</sub>" 1<sup>1</sup>/<sub>2</sub>" 1<sup>1</sup>/<sub>4</sub>"

Nylon bushing  
 Interchanges: (25/box)  
 3-2163, 1225-N-378  
 Std. Forge 405126  
 M571, E536, 02-202, L166



**Part No.** O.D. I.D. Length  
**NL1135** 1<sup>7</sup>/<sub>8</sub>" 1<sup>1</sup>/<sub>2</sub>" 1<sup>1</sup>/<sub>2</sub>"

Nylon bushing  
 Interchanges:  
 Spicer M10WJ118  
 M571B, E759,  
 02-203, L1536 (12/box)



**Part No.** O.D. I.D. Length  
**NL1136** 1<sup>7</sup>/<sub>8</sub>" 1<sup>1</sup>/<sub>2</sub>" 2"

Nylon bushing  
 Interchanges:  
 M571A, E661,  
 03-201, L266 (8/box)



**Part No.** O.D. I.D. Length  
**NL1137** 2<sup>1</sup>/<sub>2</sub>" 1<sup>19</sup>/<sub>32</sub>" 2<sup>1</sup>/<sub>2</sub>"

Nylon bushing  
 In NL1186 support kit.  
 Interchanges (10/box)  
 ACD-2285-900, M1058,  
 E1577A, 03-210, L1191



**Part No.** O.D. I.D. Length  
**NL1138** 2<sup>15</sup>/<sub>32</sub>" 1<sup>1</sup>/<sub>2</sub>" 2<sup>3</sup>/<sub>4</sub>"

Nylon bushing  
 Interchanges: (10/box)  
 Spicer M10WJ107  
 M582, E2102,  
 03-208, L1199



**Part No.** O.D. I.D. Length  
**NL1141** 2" 1<sup>5</sup>/<sub>8</sub>" 7/<sub>8</sub>"

Nylon bushing,  
 used as pair  
 Interchange Info:  
 M1049, E2551,  
 02-220, L896 (10/box)



**Part No.** O.D. I.D. Length  
**NL1143** 2<sup>3</sup>/<sub>4</sub>" 1<sup>1</sup>/<sub>2</sub>" 2<sup>1</sup>/<sub>2</sub>"

Nylon bushing  
 Interchanges: (10/box)  
 Fruehauf 515148  
 Rockwell A-3299-G-1541  
 M572, E535, 03-200, L167



Rockwell 4000-6000 Series Axles With 1<sup>5</sup>/<sub>8</sub>" diameter camshafts.

**Part No. NL1152**

Spider Bushing Assembly, Consisting of:  
 NL1153 grease seal, NL1154 inner bushing,  
 NL1155 outer bushing, NL1156 seal.  
 Interchange numbers E-2670, L1305, M1406.



Rockwell 5000 Series Axles With 1<sup>1</sup>/<sub>2</sub>" diameter camshafts.

**Part No. E-2291**

Spider Bushing Assembly, Consisting of:  
 NL1235 grease seal, NL1150 outer bushing,  
 NL1151 inner bushing, NL1149 seal.  
 Interchange numbers E-2291, L891, M1407.



## CAMSHAFT SEALS

**Part No.** I.D. O.D. Thick  
**NL1235** 1<sup>1</sup>/<sub>2</sub>" 1<sup>7</sup>/<sub>8</sub>" 3/<sub>16</sub>"  
 (25/box)  
**NL1463** 1<sup>1</sup>/<sub>2</sub>" 1<sup>7</sup>/<sub>8</sub>" 1/<sub>4</sub>"  
**NL1234** 1<sup>1</sup>/<sub>2</sub>" 2<sup>1</sup>/<sub>16</sub>" 1/<sub>4</sub>"  
 (25/box)  
 For 4000-6000 axles

**Interchange Information**  
 1205-M-1105, M824, E1416, 02-312  
 Rockwell, Std. Forge weld-on spiders  
 Eaton 40864, 79903, M824A, E1416A, 02-304  
 1705-M-143, M587A, E654, 02-300  
 Some Bolt-on spiders



**Part No.** I.D. O.D. Thick  
**NL1153** 1<sup>5</sup>/<sub>8</sub>" 2" 1/<sub>4</sub>"  
**E-2405** 1<sup>5</sup>/<sub>8</sub>" 2" 1/<sub>4</sub>"

1205-U-1451, M1401, E2405, 02-310  
 1205-U-1451, M1401, NL1153, 02-310



**CAMSHAFT LOCK RINGS**

Part No.	I.D.	Thick	Interchange Information
<b>NL1205</b>	1 <sup>1</sup> / <sub>8</sub> "	1 <sup>1</sup> / <sub>16</sub> "	1225-X-1116 For 4000-6000 axles, M1523, E-801, 01-482 (100/box)
<b>NL1217</b>	1 <sup>31</sup> / <sub>64</sub> "	1 <sup>1</sup> / <sub>16</sub> "	For all 1-1/2" diameter camshafts (100/box)
<b>NL1210</b>	1 <sup>1</sup> / <sub>2</sub> "	1 <sup>1</sup> / <sub>16</sub> "	1229-A-1119, Fruehauf AXA-0418-1 4000-6000 axles, ProPar with 1 <sup>5</sup> / <sub>8</sub> " camshafts (25/box)
<b>E-5093</b>	1 <sup>5</sup> / <sub>32</sub> "	3 <sup>3</sup> / <sub>32</sub> "	15" x 3.5", 15" x 4" "T" brakes. 16-1/2" "Q" brakes (25/box)
<b>E-3234</b>	--	--	For Eaton camshafts. (NL1744) (25 / box)

**CAMSHAFT WASHERS**

Part No.	I.D.	O.D.	Thick	Interchange Information
<b>NL1261</b>	1 <sup>9</sup> / <sub>64</sub> "	2"	1 <sup>1</sup> / <sub>32</sub> "	Eaton 23570, self-contained brakes, M1409, E1781, 04-308
<b>NL1262</b>	1 <sup>9</sup> / <sub>64</sub> "	2"	1 <sup>1</sup> / <sub>16</sub> "	Eaton 34528, self-contained brakes, M1408, E1782, 04-307
<b>NL1260</b>	1 <sup>17</sup> / <sub>32</sub> "	2"	1 <sup>1</sup> / <sub>32</sub> "	Multiple universal applications, 1229-J-868, Fruehauf 219179, RN & RL applications, M588, E564, 02-350
<b>NL1257</b>	1 <sup>17</sup> / <sub>32</sub> "	2 <sup>1</sup> / <sub>4</sub> "	1 <sup>1</sup> / <sub>32</sub> "	Universal for 1 <sup>1</sup> / <sub>2</sub> " diameter camshafts 1229-Q-771, Fruehauf 219292, M580, E581, 04-301
<b>NL1258</b>	1 <sup>17</sup> / <sub>32</sub> "	2 <sup>1</sup> / <sub>4</sub> "	1 <sup>1</sup> / <sub>16</sub> "	Universal for 1 <sup>1</sup> / <sub>2</sub> " diameter camshafts 1229-R-122, Eaton B-1216, Fruehauf 219293, M583, E580, 04-302
<b>NL1259</b>	1 <sup>17</sup> / <sub>32</sub> "	2 <sup>1</sup> / <sub>4</sub> "	3 <sup>3</sup> / <sub>32</sub> "	Std. Forge 403149, 12 <sup>1</sup> / <sub>4</sub> " brake, M1413, E2409, 04-328
<b>NL1255</b>	1 <sup>17</sup> / <sub>32</sub> "	2 <sup>7</sup> / <sub>16</sub> "	1 <sup>1</sup> / <sub>8</sub> "	Spicer M10HS117, Std. Forge 403105, M719, E719, 04-303
<b>NL1263</b>	1 <sup>5</sup> / <sub>8</sub> "	2 <sup>1</sup> / <sub>4</sub> "	1 <sup>1</sup> / <sub>32</sub> "	Rockwell 1229-F-2502, 4000-6000 series axle Use on cam end, M1402, E2411A, 04-320
<b>NL1256</b>	1 <sup>5</sup> / <sub>8</sub> "	2 <sup>3</sup> / <sub>8</sub> "	1 <sup>1</sup> / <sub>16</sub> "	Fruehauf AXA-0417-1, ProPar, M1045, E1565, 04-304
<b>E-5095</b>	1 <sup>7</sup> / <sub>8</sub> "	1 <sup>1</sup> / <sub>4</sub> "	1 <sup>1</sup> / <sub>32</sub> "	Meritor/Mack "Q" brake, B8762, 1229J3130, C65381
<b>NL1252</b>	1 <sup>1</sup> / <sub>2</sub> "	3 <sup>7</sup> / <sub>8</sub> "	1 <sup>1</sup> / <sub>16</sub> "	1229-G-1463, Fruehauf 219158, M10HN152, Eaton B-1212-1 M584, E656, 04-300



ALL are boxes of 25 except NL1257/1258/1260 which are 100.

**O-RING**

Part No.	I.D.	O.D.	Thick	Interchanges
<b>NL1109</b>	1 <sup>1</sup> / <sub>2</sub> "	1 <sup>7</sup> / <sub>8</sub> "	1 <sup>1</sup> / <sub>32</sub> "	1205-X-726, M1093, E1314, 03-213 (25/box)





## DRIVE AXLE SPINDLE NUTS AND LOCKS

Part No.	Application	Interchange Information	Across Flats	Thrd Size	O.D.	I.D.	Thick
<b>INNER NUT</b> <b>E-2303</b>	ROCKWELL MACK	"Q" & "R", "TR" 1227-W-517 Mack 50,000 Lbs.25QJ35 M1980,06-411	4"	3 <sup>1</sup> / <sub>4</sub> "-12	--	2 <sup>3</sup> / <sub>8</sub> "	3 <sup>3</sup> / <sub>8</sub> "
<b>LOCKING RING</b> <b>E-2304</b>	ROCKWELL MACK	"Q" & "R", 1229-U-1009 Mack 50,000 Lbs., 23QJ201 M1979, 06-413	--	--	4 <sup>3</sup> / <sub>8</sub> "	3 <sup>1</sup> / <sub>4</sub> "	3 <sup>3</sup> / <sub>16</sub> "
<b>OUTER NUT</b> <b>E-2305</b>	ROCKWELL MACK	"Q" & "R", 1227-R-330 Mack 50,000 Lbs., 25QJ36 M1978, 06-412	4"	3 <sup>1</sup> / <sub>4</sub> "-12	--	--	3 <sup>3</sup> / <sub>8</sub> "



## TRAILER AXLE SPINDLE NUTS AND LOCKS

Part No.	Interchange Information	Across Flats	Thrd. Size	O.D.	I.D.	Thick
<b>FOR MERITOR / DANA TRADE AXLES:</b> <b>R000572</b>	1227-B-756	3 <sup>1</sup> / <sub>4</sub> "	2 <sup>5</sup> / <sub>8</sub> "-16	--	--	3 <sup>3</sup> / <sub>8</sub> "
<b>OUTER NUT</b>	Outer trailer "Q" brakes M684, E-572, 06-201					
<b>R000573</b>	1227-V1660	--	--	3 <sup>15</sup> / <sub>16</sub> "	2 <sup>21</sup> / <sub>64</sub> "	1 <sup>1</sup> / <sub>4</sub> "
<b>LOCKING RING</b>	Eaton 820396Spicer M10HN100					
<b>Set Screw</b>	Std. Forge 105107					
<b>Part No.</b> <b>1199K3859</b>	M683, E-573, 06-202					
<b>R000540</b>	1227-C-549	3 <sup>13</sup> / <sub>16</sub> "	2 <sup>5</sup> / <sub>8</sub> "-16	--	--	3 <sup>3</sup> / <sub>8</sub> "
<b>INNER NUT</b>	Eaton 820394 Spicer M10HN101 Std. Forge 103103-002, M682, E-540, 06-203					
<b>PRO-PAR AXLE</b> <b>E-2550</b>	Fruehauf ACE-008510-001	4 <sup>13</sup> / <sub>16</sub> "	3 <sup>1</sup> / <sub>2</sub> "-12	--	--	1 <sup>1</sup> / <sub>8</sub> "
<b>SPINDLE NUT</b>	M1050, E2550, 06-226					
<b>E-1561</b>	Fruehauf AXA-0408-1	--	--	5 <sup>1</sup> / <sub>16</sub> "	3 <sup>1</sup> / <sub>2</sub> "	7 <sup>7</sup> / <sub>32</sub> "
<b>LOCK WASHER</b>	M1051, E1561, 06-228					
<b>E-1559</b>	Fruehauf AXA-0409-1		1" Long, 1 <sup>1</sup> / <sub>4</sub> " Dia.			
<b>COTTER PIN</b>	M1069,06-229					
<b>MERITOR TP AXLE-MANUAL ADJUSTMENT</b> <b>E-7664</b>		4 <sup>27</sup> / <sub>32</sub> "	3 <sup>1</sup> / <sub>2</sub> "-12	--	--	3 <sup>3</sup> / <sub>8</sub> "
<b>INNER AXLE SPINDLE NUT</b>						
<b>E-7665</b>		--	--	5 <sup>1</sup> / <sub>16</sub> "	3 <sup>1</sup> / <sub>2</sub> "	7 <sup>7</sup> / <sub>32</sub> "
<b>AXLE SPINDLE LOCK WASHER</b>						
<b>E-7666</b>		4 <sup>3</sup> / <sub>8</sub> "	3 <sup>1</sup> / <sub>2</sub> "-12	--	--	3 <sup>3</sup> / <sub>8</sub> "
<b>OUTER AXLE LOCK WASHER</b>						



ALL are box quantity 2, except E-1559 which is 25.



## SPINDLE NUTS AND LOCKS

- Pro-Torque® Axle Nuts-  
Many Features to Consider:
- Longer tread life by controlling axial motion.
- Extended seal and bearing service.
- Improves ABS by controlling the axial motion.
- Easy to Install!
- Tight control on bearing adjustment by standardizing wheel end maintenance.

### Trailer Axle Nut Part No. 447-4743

Replacement Keeper: 450-4743  
 Tool Socket: 3<sup>3</sup>/<sub>4</sub>" - 8 Point  
 Thread Size: 2<sup>5</sup>/<sub>8</sub>" - 16  
 Outer Bearing: HM212049 / HM212011  
 Applications: Dana Spicer Axles: D-20, D-21, D-22, DD-21, DD-22, K-21, K-22, K-25, K-30  
 Eaton Axles: C, C2, CD, CD2, CE, ESA-225J, EST, EST-225J, EST-230J, ETA 230C, ETA 225D, ETA 225J, H23L, H25R, HCE, HJ, HJE, J, JE, JH, LA-15, T-18C, 20L-77, 22L, 22R, 23L, 23R, 25R  
 Ingersol: A22T Meritor: RL, RQ, TK, TKL, TKLD, TL, TLD, TN, TND, TQ, TQC, TQD

### Trailer Axle Nut Part No. 447-4723

Replacement Keeper: 450-4723  
 Tool Socket: 4<sup>13</sup>/<sub>16</sub>" - 8 Point  
 Thread Size: 3.480" - 12  
 Outer Bearing: HM518445 / HM518410  
 Applications: Fruehauf ProPar Series, Hendrickson HP Series, Ingersol F24H Series, Meritor TP Series.

### Steer Axle Nut Part No. 448-4836

Replacement Keeper: 450-4836  
 Tool Socket: 2 1/2" - 6 Point  
 Thread Size: 1 1/2"-12  
 Outer Bearing: 3782 / 3720  
 Applications: Meritor, Navistar



Pro-Torque®  
 is a registered trademark of Stemco, Inc.

### Steer Axle Nut Part No. 448-4837

Replacement Keeper: 450-4837  
 Tool Socket: 2-1/2" - 6 Point  
 Thread Size: 1 1/2"-18  
 Outer Bearing: 3782 / 3720  
 Applications: Eaton, Ford, Meritor

### Drive Axle Nut Part No. 449-4904

Replacement Keeper: 450-4904  
 Tool Socket: 4 1/8" - 6 Point  
 Thread Size: 2 7/8" - 12  
 Outer Bearing: 563 / 572  
 Applications: 34,000, 38,000, 44,000 Mack

### Drive Axle Nut Part No. 449-4973

Replacement Keeper: 450-4973  
 Tool Socket: 4 3/8" - 8 Point  
 Thread Size: 3 1/4" - 12  
 Outer Bearing: 580 / 572  
 Applications: Dana Spicer W, Eaton D, Mack, Meritor Q,R,RL,RS,S,T,U, Navistar.

### Drive Axle Nut Part No. 449-4974

Replacement Keeper: 450-4743  
 Tool Socket: 3 3/4" - 8 Point  
 Thread Size: 2 5/8" - 12  
 Outer Bearing: 3984 / 3920  
 Applications: Meritor, Eaton, Ford, Navistar

### Drive Axle Nut Part No. 449-4975

Replacement Keeper: 450-4975  
 Tool Socket: 3 3/4" - 8 Point  
 Thread Size: 2 5/8" - 12  
 Outer Bearing: 3984 / 3920  
 Applications: 19,000 lb Dana, Navistar, Bluebird

## AXLE NUT SOCKETS

•Axle Nut Sockets•	Part No.	Size - Description	Interchange Information
•Machine welded 3/4" drive plate.	<b>18508</b>	3-1/4", 6 point	1908
•Precision engineered for an exact fit.	<b>18509</b>	3-1/4", 8 point	1909, Fits outer nut on TN, TQ & D22 axles
•Powder-coated finish for added rust protection.	<b>18510</b>	3-1/2", 6 point	1910
•Use with a heavy-duty ratchet, breaker bar or torque wrench.	<b>18512</b>	3-7/8", 6 point	1912
•Fits applications requiring hexagonal 6-point, hexagonal rounded 6-point and octagonal 8-point.	<b>18513</b>	3-7/8", 8 point	1913
	<b>18514</b>	4", 6 point	1914
	<b>18515</b>	4-1/8", 6 point	1915
	<b>18517</b>	4-3/8", 8 point	1917
	<b>18519</b>	4-7/8", 8 point	1919
	<b>18520</b>	2-1/4", 6 point	1920
	<b>18525</b>	3-3/4", 8 point	1925
	<b>18527</b>	3-13/16", 8 point	1927, Fits inner nut on TN, TQ, & D22 axles
	<b>18541</b>	4-13/16", 8 point	1941, Propar axle



AMERICAN  
 FORGE & FOUNDRY™



## AIR DISC BRAKES - BENDIX



Bendix has pulled out all the stops on this one.



**Bendix®  
ADB22X™  
air disc brakes  
– advanced  
braking technology  
from the Industry  
Leader.**



With all that we've designed into our **Bendix® ADB22X™** air disc brakes, it's no wonder they're the choice of leading OE's. They provide surer, safer stops.

They require less maintenance, and last longer – twice the lining life, four times the rotor life, and they cut service time in half – all of which adds up to less truck downtime, and a healthy return on investment.

What's more, their braking feel is like that of a passenger car, with virtually no brake fade. Tough and reliable, they were tested on America's ultimate braking challenge – Colorado's I-70 west of the Eisenhower Tunnel. Over an 8-mile stretch on a 7% grade, there was no degradation in stopping power.



But then, this is the kind of advanced technology that so many have come to expect from Bendix. With over 19.2 million Bendix brakes in service worldwide, a full range of commercial vehicles ride with confidence. After 80 years of pioneering expertise and innovations, you know you can depend on us to safely lead the way.



Dual, internally adjusted pistons allow the **Bendix® ADB22X™** air disc brake to offer the most precise brake adjustment, better force distribution, and more even pad wear than any single piston caliper design. In addition, the Bendix® ADB22X™ brake is the lightest dual piston design available.

- Internal automatic brake adjustment allows the brakes to always be in a state of optimum adjustment.
- Virtually no brake fade and no degradation in stopping power.
- Straight, stable stops due to minimized brake force variation between brakes.
- Optional integrated pad- and rotor-wear sensing optimizes pad and rotor life and minimizes the number of required maintenance checks.
- Optimized friction pairing results in minimal fade and maximized pad and rotor life.





**AIR DISC BRAKES - BENDIX**

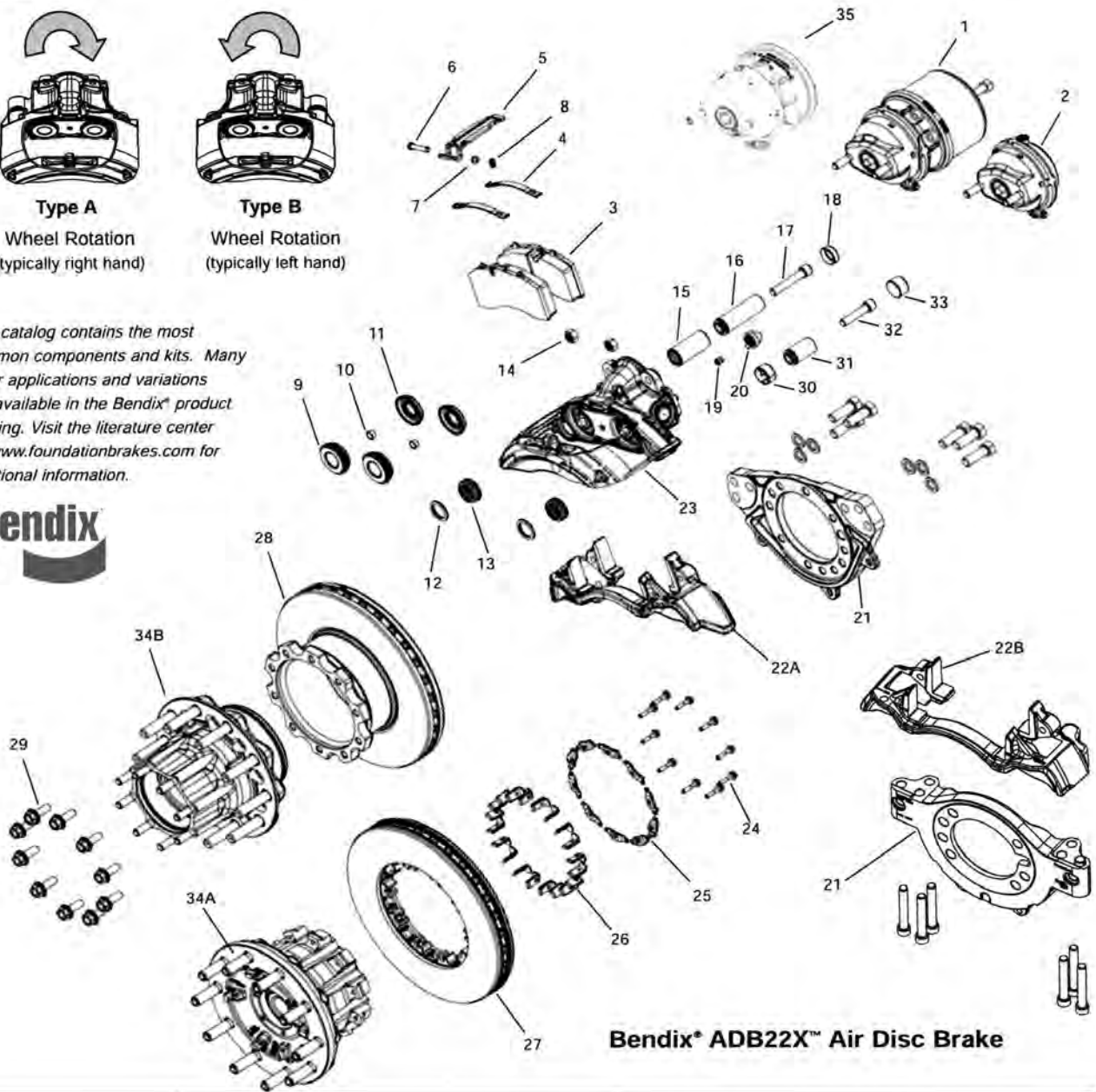


**Type A**  
Wheel Rotation  
(typically right hand)



**Type B**  
Wheel Rotation  
(typically left hand)

*This catalog contains the most common components and kits. Many other applications and variations are available in the Bendix® product offering. Visit the literature center on [www.foundationbrakes.com](http://www.foundationbrakes.com) for additional information.*



**Bendix® ADB22X™ Air Disc Brake**

Kit Part Number	ADB22X™	ADB225™	SB-7™	SN-7™	SK-7™	Components Included in Kit
<b>Pad Kit (axle set)</b>						
K070796	x				x	3, 4, 5, 6, 7, 8, 19, 20
802593		x				3, 4, 5, 6, 7, 8, 19, 20
5013257			x	x		3, 4, 5, 6, 7, 8, 19, 20
<b>Splint Kit (box of 25)</b>						
803151	x	x	x	x		8
<b>Shear Adapter (box of 10)</b>						
802455	x	x		x		19
<b>Tappet/Boot Kit (wheel end kit)</b>						
K092079	x	x		x	x	9, 10, 11
K010604			x			9, 10, 11
<b>Adjuster Cover (non-wear sensing - box of 10)</b>						
802643	x	x				20
K003902					x	20
K000945			x	x		20



## AIR DISC BRAKES - BENDIX

Kit Part Number	ADB22X™	ADB225™	SB-7™	SN-7™	SK-7™	Components Included in Kit
<b>Guide Pin, Seal and Boot Kit (wheel end kit)</b>						
803114	x					12, 13, 15, 16, 17, 18, 30, 31, 32, 33
K001915			x		x	12, 13, 15, 16, 17, 18, 30, 31, 32, 33
K010766					x	Rubber Bushing Retro. to Metallic Bushing 12, 13, 15, 16, 17, 18, 30, 31, 32, 33
K004100					x	DU Bushing Kit 12, 13, 15, 16, 17, 18, 30, 31, 32, 33
<b>See Service Data Sheet SD-23-7550 (BW2000) for Guide Pin Identification on these kits:</b>						
K048396K50			x			12, 13, 15, 16, 17, 18, 30, 31, 32, 33
K048371K50			x			12, 13, 15, 16, 17, 18, 30, 31, 32, 33
II328090062			x			12, 13, 15, 16, 17, 18, 30, 31, 32, 33
II39769F0062			x			12, 13, 15, 16, 17, 18, 30, 31, 32, 33
II368470064			x			12, 13, 15, 16, 17, 18, 30, 31, 32, 33
<b>Guide Pin Grease</b>						
II14525	x	x	x	x		White (5 grams)
K021964	x	x	x	x		White (500 grams)
K021963			x			Green (8 grams)
K021975			x			Green (500 grams)
<b>Service Actuator</b>						
K028039	x					Bendix® Type 14 Universal 2, 14
K028226	x					Bendix® Type 16 Universal 2, 14
K028022	x	x	x	x	x	Bendix® Type 18 Universal 2, 14
K028225	x	x	x	x	x	Bendix® Type 20 Universal 2, 14
<b>NG-3 Piston Style Spring Brake Chamber</b>						
K027557	x					Bendix® Type 18/16 Piston Style Universal 1, 14
K025670	x	x	x	x	x	Bendix® Type 18/24 Piston Style Universal 1, 14
K025669	x	x	x	x	x	Bendix® Type 20/24 Piston Style Universal 1, 14
<b>Double Diaphragm Style Spring Brake Chamber</b>						
K026451 Bendix®	x					Type 18/24 Double Diaphragm Style Trailer Universal 1, 35
<b>Caliper-Carrier Assembly Includes 803114</b>						
K081142	x					Steer and Drive Axial "A" (22A + 23)
K081143	x					Steer and Drive Axial "B" (22A + 23)
802984	x					Trailer Axial "A" (22A + 23)
802985	x					Trailer Axial "B" (22A + 23)
K081256	x					Steer and Drive Vertical "A" 22B + 23
K081257	x					Steer and Drive Vertical "B" (22B + 23)
<b>Caliper Kit (rationalized) Includes 803114</b>						
K081258	x					Steer and Drive Axle "A" (23)
K081259	x					Steer and Drive Axle "B" (23)
K019180	x					Trailer Axle "A" (23)
K019181	x					Trailer Axle "B" (23)
<b>Carrier Kit</b>						
K051853	x					12, 13, 17, 18, 19, 20, 22A, 32, 33
K043288	x					Steer and Drive Axle, Axial 12, 13, 17, 18, 19, 20, 22A, 32, 33
K056559	x					Trailer Axle, Axial 12, 13, 17, 18, 19, 20, 22B, 32, 33
<b>Hubs</b>						
K020505	x					Splined Disc® Brake - Aluminum - FF Steer, LMS Bearing Package (34A)
803134	x					Splined Disc® Brake - Aluminum - FL Steer, LMS Bearing Package (34A)
802847	x					Splined Disc® Brake - Aluminum - R Drive, LMS Bearing Package (34B)
K020514	x					Splined Disc® Brake - Aluminum - FF Steer, Standard Bearing Package* (34A)
803138	x					Splined Disc® Brake - Aluminum - FL Steer, Standard Bearing Package* (34A)
802859	x					Splined Disc® Brake - Aluminum - R Drive, Standard Bearing Package* (34B)
K045298	x					Splined Disc® - Aluminum - "TN" Trailer, Standard Bearing Package* (34B)
K045297	x					Splined Disc® - Aluminum - "TP" Trailer, Standard Bearing Package* (34B)
<b>See hub supplier for these standard hub products: (ALL applications)</b>						
<b>U-shaped - Iron/Aluminum, LMS/Standard Bearing Packages &amp; Flat - Iron/Aluminum, LMS/Standard Bearing Packages</b>						
<b>Splined Disc® Rotor Attaching</b>						
Kit K037767	x					All Splined Disc® Rotor Applications 24, 25, 26
<b>Rotor</b>						
802081	x	x				138mm U-shaped (28, 29)
802082	x	x				150mm U-shaped (28, 29)
802083	x					Severe-Duty Splined Disc Kit 24, 25, 26, 27
802569	x					Heavy-Duty Splined Disc Kit 24, 25, 26, 27
K034497				x		104.7mm Offset (28)
802669			x	x		114.7mm Rotor U-shaped (28)
K021958			x	x		131mm Rotor U-shaped (28)
II37415N			x	x		136mm Rotor U-shaped (28)
K021959			x	x		179.7mm Rotor U-shaped (28)
<b>Shields</b>						
803129	x					Trailer Axle Pad & Rotor Shield Kit
803130	x					Drive Axle Pad & Rotor Shield Kit
802948	x					Steer Axle Pad Shield Kit





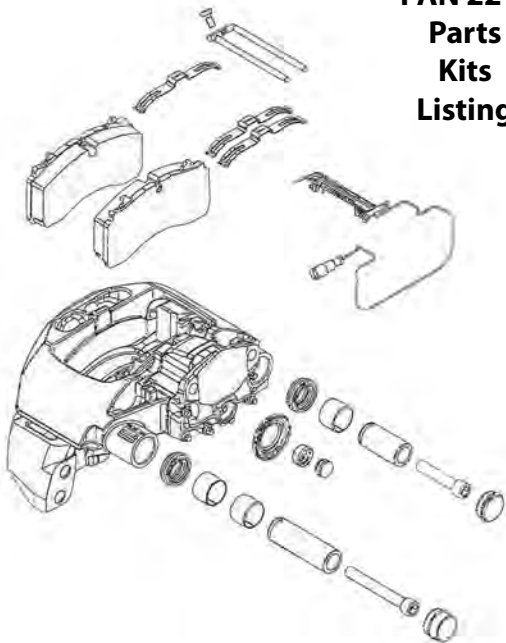
**AIR DISC BRAKES - MERITOR**



**Meritor EX225 Series of Air Disc Brake**

**Kit for Dura-Master® air disc brake model ADB-1560. Part No. KIT15016**

- Item 1 - Caliper slide pin - 2 pcs 1259-A-287
- Item 2 - Pin - 2 pcs 43-X-1037
- Item 3 - Washer - 2 pcs 42-X-1013
- Item 4 - Spring - 2 pcs 2258-R-694
- Item 5 - Nut - 2 pcs 1227-G-1229



**PAN 22-1  
Parts  
Kits  
Listing**

**Disc Brake Pad Kit for air disc brake model EX225**

**Part No. KIT2252H2CD**

MA761 material.

Used in Linehaul - Low stops / High mileage



**Kit for Dura-Master® air disc brake model ADB-1560. Part NO. KIT15625PM**

Inner Shoe and Lining - 2 pcs

Outer Shoe and Lining - 2 pcs

Neither sold separately



40-225-015	Item	Qty	Part No.	Description
------------	------	-----	----------	-------------



40-225-016	Item	Qty	Part No.	Description
------------	------	-----	----------	-------------



640-225-9212	Item	Qty.	Part No.	Description
--------------	------	------	----------	-------------



1	1			Piston Adj. Plug
2	1			Piston Seal
3	2			Slide Pin Boots
4	3			Slide Pin Bushings
5	1	Not Sold Separately		Long Slide Pin
6	1	Not Sold Separately		Short Slide Pin
7	1			Long Slide Pin Bolt
8	1			Short Slide Pin Bolt
9	1			Short Slide Pin Cap
10	1			Long Slide Pin Cap

12-999-755VT	Item	Qty.	Part No.	Description
--------------	------	------	----------	-------------



1	1	Not Sold Separately		Disc Padwear Indicator
---	---	---------------------	--	------------------------

12-999-796	Item	Qty.	Part No.	Description
------------	------	------	----------	-------------

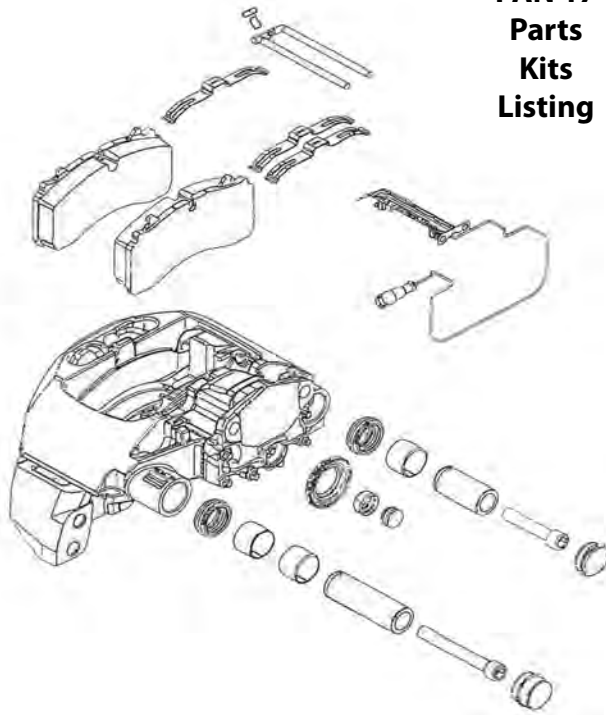


1	4			Disc Pads
2	4	Not Sold Separately		Springs
3	2	Not Sold Separately		Bolt
4	2			Pad Retainer



**AIR DISC BRAKES - MERITOR**

**PAN 17  
Parts  
Kits  
Listing**



**MERITOR WABCO**

**WABCO PAN 17**

40-175-072	Item	Qty	Part No.	Description
	1	1	40-175-072	Caliper

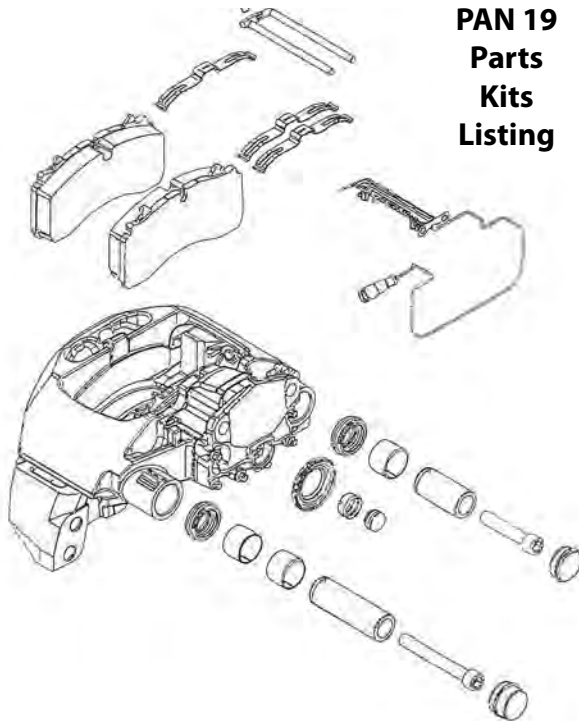
40-175-073	Item	Qty	Part No.	Description
	1	1	40-175-073	Caliper

12-999-699VT	Item	Qty	Part No.	Description
	1	1		Piston Adj. Plug
	2	1		Piston Seal
	3	2		Slide Pin Boots
	4	3		Slide Pin Bushings
	5	1	Not Sold Separately	Long Slide Pin
	6	1	Not Sold Separately	Short Slide Pin
	7	1		Long Slide Pin Bolt
	8	1		Short Slide Pin Bolt
	9	1		Short Slide Pin Cap
	10	1		Long Slide Pin Cap

12-999-755VT	Item	Qty	Part No.	Description
	1	1	Not Sold Separately	Disc Padwear Indicator

12-999-806 12-999-743VT 12-999-743VT MMD1518AF (includes hardware)	Item	Qty	Part No.	Description
	1	4		Disc Pads
	2	4	Not Sold Separately	Springs
	3	2	Not Sold Separately	Bolt
	4	2		Pad Retainer

**PAN 19  
Parts  
Kits  
Listing**



**MERITOR WABCO**

40-195-037	Item	Qty	Part No.	Description
	1	1	40-195-037	Caliper

40-195-038	Item	Qty	Part No.	Description
	1	1	40-195-038	Caliper

040-225-9212	Item	Qty	Part No.	Description
	1	1		Piston Adj. Plug
	2	1		Piston Seal
	3	2		Slide Pin Boots
	4	3		Slide Pin Bushings
	5	1	Not Sold Separately	Long Slide Pin
	6	1	Not Sold Separately	Short Slide Pin
	7	1		Long Slide Pin Bolt
	8	1		Short Slide Pin Bolt
	9	1		Short Slide Pin Cap
	10	1		Long Slide Pin Cap

12-999-755VT	Item	Qty	Part No.	Description
	1	1	Not Sold Separately	Disc Padwear Indicator

12-999-737VT MMD1438AF (includes hardware)	Item	Qty	Part No.	Description
	1	4		Disc Pads
	2	4	Not Sold Separately	Springs
	3	2	Not Sold Separately	Bolt
	4	2		Pad Retainer



**AIR DISC BRAKES - MERITOR**

**SUGGESTED STOCKING EX SERVICE BRAKE PARTS**

	Friction Materials				Disc Pad Retaining Spring	Disc Pad Retaining Kit	Disc Pad Retaining Kit	Universal Hrdwr Kit	Bushing Kit	Adjuster Cover Seal	Brake Chamber Seal	Visual Wear Indicator	
	MA703	MA761	MA741	MA721	68324769	KIT225237	KIT225210	KIT225256	KIT225221	68322655PK10	68323746PK10	KIT225207	KIT225255
<b>Brake Variant</b>													
<b>EX225H2</b>													
<b>Axial</b>	X	X	X		X		X	X	X	X	X	X	X
<b>EX225H3</b>													
<b>Axial</b>	X			X	X		X	X	X	X	X	X	X
<b>EX225H4</b>													
<b>Axial</b>	X	X	X		X		X	X	X	X	X	X	X
<b>EX225H6</b>													
<b>Axial</b>	X			X	X		X	X	X	X	X	X	X
<b>EX225L2</b>													
<b>Axial</b>		X			X		X	X	X	X	X	X	X
<b>EX225H3</b>													
<b>Radial</b>	X				X		X	X	X	X	X	X	X
(M16 Bolts)													
<b>EX225H6</b>													
<b>Radial</b>	X				X		X	X	X	X	X	X	X
<b>EX225L</b>													
<b>410</b>													
<b>Axial</b>					X		X	X	X	X	X	X	X
<b>EX225L</b>													
<b>434</b>													
<b>Axial</b>					X	X		X	X	X	X	X	X
<b>EX225H</b>													
<b>434</b>													
<b>Axial</b>					X		X	X	X	X	X	X	X
<b>EX225L</b>													
<b>410</b>													
<b>Radial</b>					X	X		X	X	X	X	X	X
<b>EX225L</b>													
<b>434</b>													
<b>Radial</b>					X		X	X	X	X	X	X	X
<b>EX225H</b>													
<b>434</b>													
<b>Radial</b>					X		X	X	X	X	X	X	X

**TOOLS NEEDED TO SERVICE EX BRAKES**

**ADB 225 Torques Wrench  
Extension Adapter  
Part No. MST2255001**

**ADB 225 Torques Wrench  
Extension Adapter  
Part No. MST1504**





## AIR DISC BRAKES - MISC.

Bendix® EverSure® Air Disc Brake  
Spring Brake Chamber. Type 18/24,  
2.25" stroke, 3/8"-18 NPTF ports.

Interchange numbers:

1824.D, 1824TLD2

**Part No. K043329**



**Gunite® Air Disc Brake Rotor**

**Part No. R6206M**

430mm, U shape. 77.82 lbs.

Use with DB22 and DB22LT disc brakes  
in applications with a Gunite hub.

Interchange number S28595 Hendrickson

**Brake Surface:**

Outside Diameter 16.93

Width 1.77

Overall Length 5.90

Pilot diameter 8.65

Bolt circle diameter 9.82

10 bolt holes, size .62



**AXLE KITS - An introduction - INFORMATION****We Specialize in Building Custom Axles!**

**T**<sup>ech</sup>  
**Note:** To maintain the specified weight capacity of a new trailer axle, it is important that the proper spring seat spacing is used. The capacities given here are based on 38" spring centers for axles with 71-1/2" track, and 44" centers for axles with 77-1/2 track. Locating the spring centers closer to the center of the axle results in lost carrying capacity for that axle.

**Standard Trailer Axle (Typical)**

- Axle Tube
- Brake shoe and lining assemblies
- Cam and chamber support brackets
- Camshafts, and camshaft busings
- 16.5x7 inch Q+ brakes
- Stamped brake spider or forged
- Standard spindle nut pack
- Braked Beam

**Dressed Trailer Axle (Typical)**

The same features as a standard axle-plus:

- 10-stud x 11.25 BC hubs with studs for hub-piloted dual steel wheels
- Outboard-mounted cast brake drums
- Bearings
- Wheel-end seals
- Hubcaps
- Wheel-end lubricant

**Features To Consider When Ordering Axle Kits****Type of Slack Adjusters**

Per Docket No. 91-21 Notice of the Federal Register, all air-braked vehicles requiring FMVSS-121 compliance built on or after October 20, 1994 will need to be equipped with automatic slack adjusters and stroke-indicating air chambers. Axles are still available with manual slack adjusters, however these axles should only be used on 121-exempt vehicles. Ultimate responsibility for compliance lies with the vehicle manufacturer or axle installer.

**ABS RULES**

Because of government mandates, all trailers built after March of 1997 must be equipped with ABS unless exempt. On replacement axles, care must be taken to equip the replacement axle to match existing systems.

**AIR DISC BRAKES (ADB)**

Also Available!

**Using this guide, we will have a part number similar to the example below, that we use to order your axle kit. Just by us getting some quick answers to these questions:**

**Example Part No. AS20-1311-0802-51**

- ~Do you want your axle components assembled? Yes / No The example calls for an assembled axle.
- ~Type of bearings? The example calls for Timken bearings.
- ~Axle In the example, the axle being used is part number 7714057. See the following pages listing axles.
- ~Oil Seals? Choose the seal of your choice, making sure it is compatible with the axle you are using.  
The example is using Stemco.
- ~Hubcaps? Make sure the hubcap you choose will work with the wheels that will be used.  
The example is using two six hole aluminum hub caps. Stemco 300-4009
- ~Slack adjusters? These should be compatible with the cams on your axle.  
The example calls for R801074 Meritor auto slacks.
- ~Air Chambers? The example here calls for an Anchorlok sealed GC3030 spring brake part number.
- ~Cast Wheels or Hubs? Make sure it works with the axle being used.
- ~The example calls for a set of ten-stud hub and drum unimount assembliesw/ABS tone ring (Webb)



## AXLE KITS - ORDER FORM REFERENCE GUIDE

<b>Axle Type :</b>	Straight <input type="checkbox"/>	Drop Center <input type="checkbox"/>	Other <input type="checkbox"/>
<b>Spindle :</b>	Tapered <input type="checkbox"/>	Parallel <input type="checkbox"/>	Other <input type="checkbox"/>
<b>Track Width :</b>	71.5" <input type="checkbox"/>	77.5" <input type="checkbox"/>	96" <input type="checkbox"/> 107.5" <input type="checkbox"/> Other <input type="checkbox"/>
<b>Capacity :</b>	22,500 <input type="checkbox"/>	25,000 <input type="checkbox"/>	
<b>Suspension :</b>	Spring <input type="checkbox"/>	Air Ride <input type="checkbox"/>	Model: _____
<b>Brake Size :</b>	16.5x7 <input type="checkbox"/>	12.25x7 <input type="checkbox"/>	Other <input type="checkbox"/>
<b>Cam Length :</b>	Short (Spring) 17-3/8" <input type="checkbox"/>	Medium (Spring) 20.47" <input type="checkbox"/>	Long (Air Ride) 24.14" <input type="checkbox"/>
<b>Wheel Studs :</b>	Eight-8 <input type="checkbox"/>	Ten-10 <input type="checkbox"/>	
<b>Disc Wheel :</b>	Aluminum <input type="checkbox"/>	Steel <input type="checkbox"/>	Single <input type="checkbox"/> Dual <input type="checkbox"/>
<b>Wheel Pilot :</b>	Hub Piloted <input type="checkbox"/>	Stud Piloted <input type="checkbox"/>	
<b>Hub :</b>	Ductile Iron <input type="checkbox"/>	Duralite <input type="checkbox"/>	Aluminum <input type="checkbox"/> Other <input type="checkbox"/>
<b>Drum :</b>	Standard Cast <input type="checkbox"/>	Light Weight <input type="checkbox"/>	Centrifuse <input type="checkbox"/>
<b>Slack Adjuster :</b>	Manual <input type="checkbox"/>	Automatic <input type="checkbox"/>	
<b>Slack Make :</b>	Meritor <input type="checkbox"/>	Bendix <input type="checkbox"/>	Haldex <input type="checkbox"/> Gunite <input type="checkbox"/> Other <input type="checkbox"/>
<b>Length :</b>	5.5" <input type="checkbox"/>	6" <input type="checkbox"/>	
<b>Brake Chamber :</b>	Type 30 Svc <input type="checkbox"/>	30/30 <input type="checkbox"/>	Other <input type="checkbox"/>
<b>Chamber Make :</b>	Ranger <input type="checkbox"/>	MGM <input type="checkbox"/>	Haldex <input type="checkbox"/> TSE <input type="checkbox"/> Other <input type="checkbox"/>
<b>Wheel Seal :</b>	Stemco Guardian <input type="checkbox"/>	Stemco Voyager <input type="checkbox"/>	Stemco Grit Guard <input type="checkbox"/>
	National <input type="checkbox"/>	CR <input type="checkbox"/>	Other <input type="checkbox"/>
<b>ABS :</b>	NO <input type="checkbox"/>	Sensors Intalled <input type="checkbox"/>	
<b>Hub Cap :</b>	Oil <input type="checkbox"/>	Grease Vented <input type="checkbox"/>	Grease <input type="checkbox"/>
<b>Options :</b>	Meritor PSI <input type="checkbox"/>	Dust Shields <input type="checkbox"/>	Cam Protectors <input type="checkbox"/>

*IF Choosing OTHER, please list specific choice of brand or option.*





## MERITOR AXLE SERIES

### **TN SERIES**

The Meritor TN Series is the industry workhorse - an economical, standard-use axle, highly suitable for a wide range of vocational applications. Meritor's pioneering and introduction of many unique features and benefits have made the TN Series the standard on more trailers than any other axle. TN beam rating is 22,500 lb.

### **TQ SERIES**

Extra heavy-duty Meritor TQ axles are designed specifically to endure the severe torsional forces exerted on an axle by air ride suspensions. When used as a standard suspension, however, the TQ axle also stands up much better against forces exerting downward pressure on the suspension. What that means is that the Meritor TQ trailer axles are appropriate when heavier-than-normal cargos will routinely be transported. TQ beam rating range is 25,000 - 30,000 lb.

### **TP SERIES**

The Meritor TP Series axle is the axle to use when you need compatibility to the Pro-Par™ type wheel end. If this type of axle is in the fleet, wheel end components are interchangeable with that design. TP beam rating is 22,500 lb. to 30,000 lb.



Our most popular trailer axle models offer many advantages - they are lightweight, durable, and are easily serviceable due to:

- Lightweight integral spindles that are formed from the axle tube - contribute to exceptional strength and trueness of wheel-end alignment
- Bearing journals are induction hardened for added strength and wear resistance
- Stamped steel brake spiders offer an excellent strength-to-weight ratio
- Accurate wheel alignment due to robot welding of chamber and camshaft brackets
- Meritor's easy-to-service bolt-on cam bushing is standard on our most popular axles, including the TN, TQ, and TP Series - which set the standard for lightweight heavy-duty trailer axles.



## MERITOR TRAILER AXLES LISTING

All of these **Meritor** axles are 5" round and "ABS-Ready" which means they have the ABS blocks welded on them, ready for the sensor clip and sensor.

They all have Q+ camshafts and 16.5 x 7 Q+ brake shoes. (MA212 lining.)

Track is measured center of duals to center of duals.

(71.5" track is for 96" wide trailer and 77.5" track is for 102" wide trailer.)

Part No.	Track	Beam Rating (Lb.)	Cam Info	Spindle	Notes
<b>7714047-ABS</b>	77.5"	22,500	20.47", 28 spline	Tapered	spring ride
<b>7714048-ABS</b>	71.5"	22,500	17.38", 28 spline	Tapered	spring ride
<b>7714050-ABS</b>	77.5"	22,500	17.38", 28 spline	Tapered	spring ride
<b>7714054-ABS</b>	71.5"	25,000	24.14", 28 spline	Tapered	air ride
<b>7714055-ABS</b>	77.5"	25,000	24.14", 28 spline	Tapered	air ride
<b>7714057-ABS</b>	71.5"	22,500	20.47", 28 spline	Tapered	spring ride
<b>7714058-ABS</b>	96.0"	25,000	24.14", 28 spline	Tapered	Wide Track
<b>7714061-ABS</b>	71.5"	25,000	24.14", 28 spline	Parallel	air ride
<b>7714062-ABS</b>	77.5"	25,000	24.14", 28 spline	Parallel	air ride
<b>7714067-ABS</b>	71.5"	22,500	20.47", 28 spline	Parallel	spring ride

Tapered:

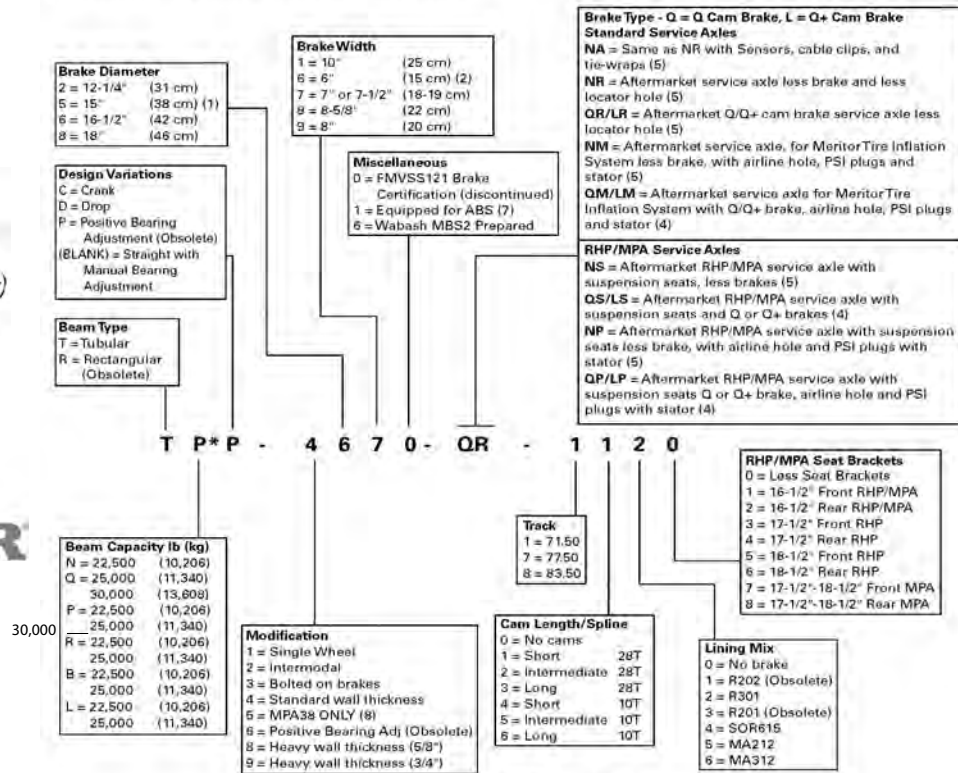
HM218248 / HM212049

Parallel:

HM518445 / HM518410



### Aftermarket Axle Model Numbers



**NOTE:** The last four digit designations apply to Aftermarket Axle Model Numbers only; These designations do not apply to Production Axle Model Numbers.

- (1) Drum or rotor
- (2) Denotes brake shoe width or pad size
- (3) Service beam only
- (4) Equipped with brake shoes and camshafts
- (5) Equipped with camshafts but no brake shoes
- (6) Not available in crank or drop center axles
- (7) All axles will have ABS blocks installed
- (8) Use standard nomenclature rules for MPA40

**\* Bearings**

- N = HM218248/HM212049
- P = HM518445/HM518410
- Q = HM218248/HM212049
- R = 594A/580
- B = Untized hub and bearings (discontinued)
- L = Untized hub and bearings (discontinued)



## HENDRICKSON TRAILER AXLES

**Hendrickson Trailer Axle** products are manufactured to the same high standards as Original Equipment (OE) parts – because they are OE parts. That means when an axle part is replaced with a genuine Spicer product, it's being replaced with the original equipment product, ensuring the same performance and reliability you've come to expect.



All of these axles are 5" round and "ABS-Ready" which means they have the ABS blocks welded on them, ready for the sensor clip and sensor.

They all have "Q+ style" camshafts and 16.5 x 7 or 12.25 x 7.5 Hendrickson Standard Shoes.

Track is measured center of duals to center of duals.

71.5" track is for 96" wide trailer.

77.5" track is for 102" wide trailer.

83.5" track, for 108" wide trailer

Part No.	Track	Beam Rating (Lb.)	Cam Info	Spindle	Notes
<b>1011655-ABS</b>	71.5"	22,500	23.38", 28 spline	Tapered	12.25x7.5 shoes, spring ride
<b>1011657-ABS</b>	71.5"	25,000	23.38", 28 spline	Tapered	12.25x7.5 shoes, air ride
<b>1011658-ABS</b>	77.5"	25,000	23.38", 28 spline	Tapered	12.25x7.5 shoes, air ride
<b>2214054-ABS</b>	71.5"	25,000	23.75", 28 spline	Tapered	air ride
<b>2214055-ABS</b>	77.5"	25,000	23.75", 28 spline	Tapered	air ride
<b>2214061-ABS</b>	71.5"	25,000	23.75", 28 spline	Parallel	5" round, Propar
<b>2214062-ABS</b>	77.5"	25,000	23.75", 28 spline	Parallel	5" round, Propar
<b>2214066-ABS</b>	83.5"	25,000	26.50" 28 spline	Parallel	83.5" track

Tapered:

HM218248 / HM212049

Parallel:

HM518445 / HM518410





## FLEETCRAFT TRAILER AXLES

### Features and Benefits:

- Seamless beam tube - No welded seams that affect structural integrity.
- Single piece beam - Consistent material properties throughout.
- Spindle plug - Internally vented.
- "Q Plus" brakes on 16.5x7 brake axles.
- Hardened Journals - Hardened bearing and bushing journals.
- Weight - One of the lightest in the industry.
- Warranty - 5 years parts / 1 year labor.




Part No.	Track	Beam Rating (Lb.)	Cam Info	Spindle	Notes
<b>6011655-ABS</b>	71.5"	22,500	23.38", 28 spline	Tapered	12.25x7.5 shoes, spring ride
<b>6011657-ABS</b>	71.5"	25,000	23.38", 28 spline	Tapered	12.25x7.5 shoes, air ride
<b>6011658-ABS</b>	77.5"	22,500	23.38", 28 spline	Tapered	12.25x7.5 shoes, air ride
<b>6614053</b>	71.5"	22,500	21.38", 28 spline	Tapered	drop center, no ABS
<b>6614054-ABS</b>	71.5"	25,000	23.75", 28 spline	Tapered	air ride
<b>6614055-ABS</b>	77.5"	25,000	23.75", 28 spline	Tapered	air ride
<b>6614059-ABS</b>	107.5"	25,000	23.75", 28 spline	Tapered	5/8" wall, air ride
<b>6614061-ABS</b>	71.5"	25,000	23.75", 28 spline	Parallel	Propar, air ride
<b>6614062-ABS</b>	77.5"	25,000	23.75", 28 spline	Parallel	Propar, air ride

Tapered:  
HM218248 / HM212049  
Parallel:  
HM518445 / HM518410





## FLEETCRAFT TRAILER AXLES - AIR DISC BRAKE



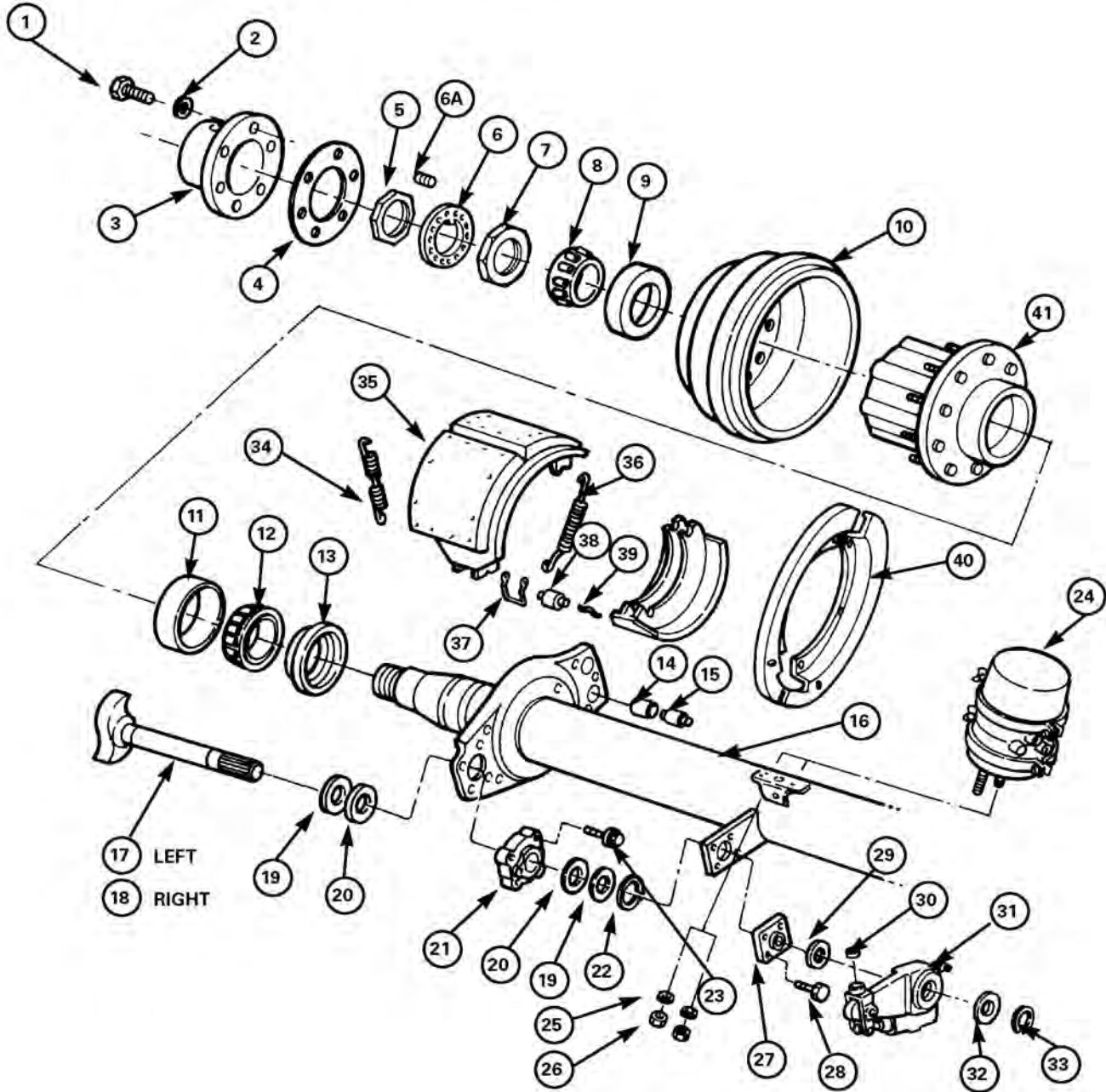
### **Wabco Pan 22 Proven Single Piston Technology:**

- Less than half the moving parts when compared to traditional dual piston clamping mechanisms.
- Wabco disc brakes benefit from the advantages of patented spreader plate technology
- Stable braking with virtually no fading, excellent downhill performance.
- CSA Scores - no slack adjusters, eliminates out of adjustment concerns.
- Increased driver comfort.
- Less downtime - Significantly longer service intervals.
- Ease of serviceability - less than half the time to perform a lining change.



## AXLE BREAKDOWN - TYPICAL SET UP

### Typical 16.5" x 7" Q Series Brake Installation



**Meritor Axle Assembly exploded view:  
16.5 x 7" Q Plus brake, TQ, Oil Hubs, 3030 Chamber,  
Automatic Slack, Hub Pilot**  
PLEASE SEE NEXT PAGE FOR PART NUMBER CHART

**AXLE BREAKDOWN - TYPICAL SET UP**

Item	Qty per Axle	Part #	Description
1	12	1010125	Cap Screw
2	12	Optional	Star Lock Washer
3	2	340-4009	Hubcap
4	2	330-3009	Gasket
5	2	R000572	Wheel Bearing Jam Nut
6	2	R000573	Lock Washer
6a	2	1199K3859	Set Screw
7	2	R000540	Wheel Bearing Adjusting Nut
8	2	HM212049	Outer Bearing Cone
9	2	HM212011	Outer Bearing Cup
10	2	66864B	Brake Drum
11	2	HM218210	Inner Bearing Cup
12	2	HM218248	Inner Bearing Cone
13	2	370025A	Wheel Seal - 307-0743
14	SEE ITEM 42		Bushing Anchor Pin
15	SEE ITEM 42		Pin Anchor
16	1	TQ4671LR7350	Beam Axle - 77.5" Track 25K
17	1	2210E6869	Left Camshaft 24 1/16"
18	1	2210D6868	Right Camshaft 24 1/16"
19	SEE ITEM 43		Washer
20	SEE ITEM 43		Seal
21	SEE ITEM 43		Bushing
22	SEE ITEM 43		Snap Ring
23	SEE ITEM 43		Cap Screw
24	2	1010452	30/30 Spring Brake Chamber
25	SEE ITEM 24		Lock Washer
26	SEE ITEM 24		Locknut
27	SEE ITEM 43		Camshaft Bushing Assembly
28	SEE ITEM 43		Cap Screw
29	SEE ITEM 43		Slack Adjuster Washer
30	SEE ITEM 24		Slack Adjuster Locknut
31	2	R801074	Automatic Slack Adjuster 6"
32	SEE ITEM 43		Slack Adjuster Washer
33	SEE ITEM 43		Slack Adjuster Snap Ring
34	SEE ITEM 42		Brake Shoe Return Spring
35	4	MA212-4707Q	Brake Shoe Assy 4707Q
36	SEE ITEM 42		Brake Shoe Retaining Spring
37	SEE ITEM 42		Brake Shoe Roller Retainer
38	SEE ITEM 42		Brake Shoe Roller
39	SEE ITEM 42		Brake Shoe Return Spring Pin
40	2	R009095	Dust Shield (optional)
41	2	20231--5T	Hub w/ ABS Tone Ring
41a**	20	E-6034	Wheel Stud 4.79"
42**	2	E-2769S	Brake Hardware Kit
43**	1	KIT8078A	Cam Repair Kit
44**	2	S2255U1113	Weld on ABS Sensor Block
45**	2	1810000	ABS Sensor

\*\* Items not represented in exploded view



**BRAKE SPIDER**

**Part No. E-957** **Description**  
 For 16-1/2" diameter brakes;  
 Brake 5-5/8" diameter pilot hole,  
 Spider 16 holes for 1/2" diameter bolts.  
 Complete with nylon bushing installed.

Replaces  
 M737, 2-132, L517  
 Std. Forge 200999-010  
 Meritor A3211A833  
 Eaton B-1593-1  
 Dana/Spicer M16WS135X

Easy Anchor Pin Removal and Replacement. Prevents Bending of Spiders Caused by Driving Out Frozen Anchor Pins. Allows Adjustment for Wear. INCLUDES: E-1416 Seal and E-759 Bushing



**AXLE DUST SHIELDS**

NOTE: Dust shields are easily damaged if they are installed before the axle is on the vehicle. For this reason, they are not available as part of an axle kit, unless requested.

**STEEL DUST SHIELD**  
 One Piece Universal Bolt-On For 16 1/2" x 7" brakes. For applications on Eaton, Rockwell, Spicer. Replaces E-886, M1583, 02-507  
**Part No. E-886**



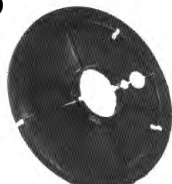
**STEEL DUST SHIELD**  
 One Piece For Axles with fabricated steel spiders. Replaces A2-3264-N-1236 As-3264-P-1238 E-9095  
**Part No. R009095**



**STEEL DUST SHIELD**  
 2 Piece Bolt-On For 16 1/2" x 7" "Q" and "P" brakes. For applications on Eaton, Rockwell, Spicer. 6 holes - 7/16". Outer diameter 18-1/8". Inner diameter 10-11/16".  
**Part No. A13236Q2123**



**PLASTIC DUST SHIELD**  
 For 5" Round Axles. Installed on axle beam using clamping hardware included. 3/4" wide-1/8" thick steel clamp (#HTM550).  
**Part No. 1012019**



**DUST SHIELD KIT - SEALED**  
 From Hendrickson, this dust shield kit works to eliminate the elements of dirt and grime that penetrate the brakes. Comes with clamping hardware kit. One piece shield is for 16.5" brakes with 5" diameter axle. Create a sealed unit with grommet and port plug. Installation instructions included.  
**Part No. S28500-1650**

**Part No. S28500-1650**  
 Sealed Dust shield Kit Kit Contains:  
 • Dust shield Clamp  
 • Grommet  
 • Blind Grommet  
 • Split Grommet  
 • Clamp-On Dust shield







**FLARED FITTINGS / PIPE FITTINGS / MOUNTING NIPPLES**

**SHUT OFF VALVE**  
 Ball type valve with  
 1/2" NPTF both ends.  
 Working pressure 150 PSI.  
**Part No. 12116**



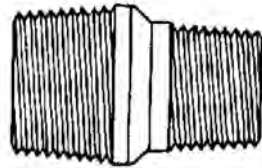
**HEAVY DUTY  
 MOUNTING NIPPLES**  
 Straight nipple  
 1/2" NPT, 1-5/8" long  
**Part No. 6002S**



3/4" NPT, 1-5/8" long  
**Part No. 6006**




**Reducing Nipple**  
 3/4" to 1/2" NPT,  
 1-5/8" long.  
**Part No. 6003**




**SAE 45° FLARED FITTINGS**  
 To Be Used With Copper, Brass,  
 Aluminum and welded steel hydraulic  
 tubing that can be flared

**SAE 45° FLARED FITTINGS  
 UNION**



Part No.	Tube Size	Straight Thread	C Hex	L	Flow Dia. D
42F-10	5/8	7/8-14	7/8	2.10	.502


**SAE 45° FLARED FITTINGS  
 MALE CONNECTOR**



Part No.	Tube Size	Pipe Thread	Straight Thread	C Hex	L	Flow Dia. D
48F-4-2	1/4	1/8	7/16-20	7/16	1.04	.189
48F-6-4	3/8	1/4	5/8-18	5/8	1.42	.282
48F-6-6	3/8	3/8	5/8-18	11/16	1.42	.282
48F-8-6	1/2	3/8	3/4-16	3/4	1.60	.408
48F-8-8	1/2	1/2	3/4-16	7/8	1.79	.408
48F-10-8	5/8	1/2	7/8-14	7/8	1.98	.501

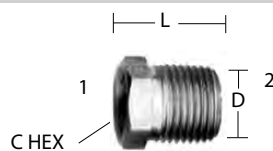
**PIPE FITTINGS Meet Functional Requirements of the SAE, ASME, and ASA.**

**COUPLING**



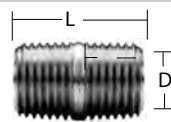
Part No.	Pipe Thread	C Hex	L	FLOW DIA. D
207P-2	1/8	9/16	.75	.328
207P-4	1/4	3/4	1.12	.422
207P-6	3/8	7/8	1.12	.562
207P-8	1/2	1-1/16	1.50	.687

**REDUCER COUPLING**




Part No.	1 Pipe Thread	2 Pipe Thread	C Hex	L	FLOW DIA. D
208P-6-4	3/8	1/4	7/8	1.16	.422
208P-8-4	1/2	1/4	1-1/16	1.28	.422

**CLOSE NIPPLE**



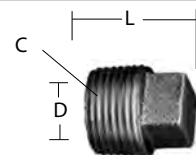
Part No.	Pipe Thread	L Hex	FLOW DIA. D
215PN-2	1/8	.75	.281
215PN-4	1/4	.88	.375
215PN-6	3/8	1.00	.500
215PN-8	1/2	1.28	.625

**COUPLING**



Part No.	1 Pipe Thread	2 Pipe Thread	C Hex	L	FLOW DIA. D
209P-4-2	1/8	1/4	9/16	.75	.328
209P-6-2	1/8	3/8	11/16	.75	.328
209P-6-4	1/4	3/8	11/16	.75	.422
209P-8-4	1/4	1/2	7/8	1.00	.422
209P-8-6	3/8	1/2	7/8	1.00	.562
209P-12-6	1/2	3/8	1-1/8	1.00	.688
209P-12-8	1/2	3/4	1-1/8	1.00	.688

**SQUARE-HEAD PLUG**



Part No.	Pipe Thread	C Hex	L	FLOW DIA. D
211P-2	1/8	9/32	.59	.25
211P-4	1/4	3/8	.80	.30
211P-6	3/8	15/32	.80	.30
211P-8	1/2	9/16	1.07	.39
211P-12	3/4	5/8	1.14	.45



## D.O.T. BRASS FITTINGS FOR AIR BRAKE SYSTEMS

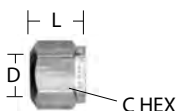
### AIR BRAKE FITTINGS For use with Nylon Tubing Conforming to SAE J844 Type 3A and 3B

#### SLEEVE



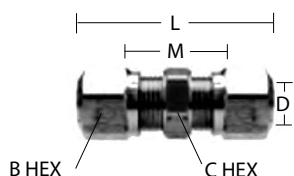
Part No.	Tube Size	D	A	L
60NTA-4	1/4	.256	.359	.295
60NTA-6	3/8	.384	.479	.390
60NTA-8	1/2	.509	.624	.430
60NTA-10	5/8	.634	.746	.490
60NTA-12	3/4	.760	.922	.540

#### NUT



Part No.	Tube Size	Straight Thread	C Hex	D	L
61NTA-4	1/4	7/16-24	9/16	.256	.45
61NTA-6	3/8	17/32-24	5/8	.384	.63
61NTA-8	1/2	11/16-20	13/16	.509	.72
61NTA-10	5/8	13/16-18	15/16	.634	.77
61NTA-12	3/4	1-18	1-1/8	.762	.81

#### UNION



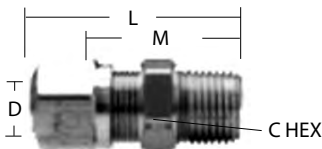
Part No.	Tube Size	Straight Thread	B HEX	C HEX	L	M	FLOW DIA. D
62NTA-4	1/4	7/16-24	9/16	7/16	1.49	.83	.137
62NTA-6	3/8	17/32-24	5/8	9/16	2.00	1.08	.217
62NTA-8	1/2	11/16-20	13/16	11/16	2.33	1.29	.338
62NTA-10	5/8	13/16-18	15/16	13/16	2.39	1.41	.398
62NTA-12	3/4	1-18	1-1/8	1	2.60	1.58	.523

#### NTA FITTING INSERT



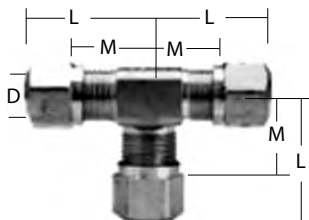
Part No.	Tube Size	L	O.D.
63NTA-4	1/4	.53	.163
63NTA-6	3/8	.64	.245
63NTA-8	1/2	.81	.370
63NTA-10	5/8	.86	.434
63NTA-12	3/4	1.04	.559

#### MALE CONNECTOR



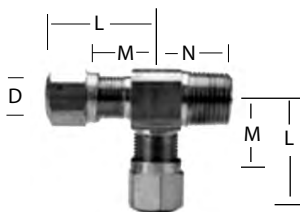
Part No.	Tube Size	Straight Thr'd	Pipe Thr'd	C HEX	L	M	FLOW DIA. D
68NTA-4-2	1/4	7/16-24	1/8	7/16	1.22	.89	1.37
68NTA-4-4	1/4	7/16-24	1/4	9/16	1.43	1.10	1.37
68NTA-4-6	1/4	7/16-24	3/8	11/16	1.47	1.14	1.37
68NTA-6-2	3/8	17/32-24	1/8	9/16	1.49	1.03	.217
68NTA-6-4	3/8	17/32-24	1/4	9/16	1.67	1.21	.217
68NTA-6-6	3/8	17/32-24	3/8	11/16	1.70	1.24	.217
68NTA-6-8	3/8	17/32-24	1/2	7/8	1.89	1.43	.217
68NTA-8-4	1/2	11/16-20	1/4	11/16	1.85	1.33	.338
68NTA-8-6	1/2	11/16-20	3/8	11/16	1.85	1.33	.338
68NTA-8-8	1/2	11/16-20	1/2	7/8	2.04	1.52	.338
68NTA-10-6	5/8	13/16-18	3/8	13/16	1.88	1.39	.398
68NTA-10-8	5/8	13/16-18	1/2	7/8	2.10	1.58	.398
68NTA-12-8	3/4	1-18	1/2	1	2.19	1.68	.523
68NTA-12-12	3/4	1-18	3/4	1-1/16	2.22	1.71	.523

#### UNION TEE



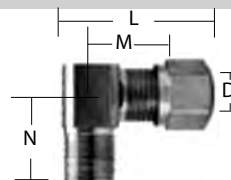
Part No.	Tube Size	Straight Thread	L	M	FLOW DIA. D
264NTA-4	1/4	7/16-24	.95	.62	.137
264NTA-6	3/8	17/32-24	1.24	.78	.217
264NTA-8	1/2	11/16-20	1.45	.93	.338
264NTA-10	5/8	13/16-18	1.58	1.09	.398

#### MALE RUN TEE



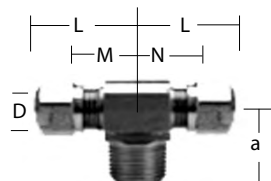
Part No.	Tube Size	Pipe Thr'd	Straight Thread	L	M	N	Flow Dia. D
271NTA-6-4	3/8	1/4	17/32-24	1.25	.79	.92	.217
271NTA-6-6	3/8	3/8	17/32-24	1.30	.84	.91	.217
271NTA-8-6	1/2	3/8	11/16-20	1.45	.93	.99	.338

#### MALE ELBOW



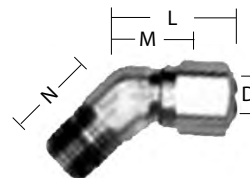
Part No.	Tube Size	Pipe Thread	Straight Thread	L	M	N	FLOW DIA. D
269NTA-4-2	1/4	1/8	7/16-24	.95	.62	.66	.137
269NTA-4-4	1/4	1/4	7/16-24	1.00	.68	.87	.137
269NTA-4-6	1/4	3/8	7/16-24	1.16	.73	.86	.137
269NTA-6-2	3/8	1/8	17/32-24	1.19	.73	.75	.217
269NTA-6-4	3/8	1/4	17/32-24	1.25	.79	.92	.217
269NTA-6-6	3/8	3/8	17/32-24	1.30	.84	.91	.217
269NTA-6-8	3/8	1/2	17/32-24	1.40	.94	1.10	.217
269NTA-8-4	1/2	1/4	11/16-20	1.38	.86	.99	.338
269NTA-8-6	1/2	3/8	11/16-20	1.44	.92	.99	.338
269NTA-8-8	1/2	1/2	11/16-20	1.55	1.03	1.18	.338
269NTA-10-6	5/8	3/8	13/16-18	1.49	1.00	1.05	.398
269NTA-10-8	5/8	1/2	13/16-18	1.58	1.09	1.24	.398
269NTA-12-8	3/4	1/2	1-18	1.70	1.19	1.33	.523

#### MALE BRANCH TEE



Part No.	Tube Size	Pipe Thr'd	Straight Thread	L	M	N	Flow Dia. D
272NTA-4-2	1/4	1/8	7/16-24	.95	.62	.66	.137
272NTA-4-4	1/4	1/4	7/16-24	1.00	.68	.87	.137
272NTA-6-4	3/8	1/4	17/32-24	1.25	.91	.92	.217
272NTA-6-6	3/8	3/8	17/32-24	1.30	.84	.91	.217
272NTA-8-6	1/2	3/8	11/16-20	1.45	.93	.99	.338

#### 45° ELBOW



Part No.	Tube Size	Pipe Thr'd	Straight Thread	L	M	N	Flow Dia. D
279NTA-4-2	1/4	1/8	7/16-24	.81	.49	.63	.137
279NTA-6-4	3/8	1/4	17/32-24	1.17	.71	.85	.217
279NTA-6-6	3/8	3/8	17/32-24	1.21	.75	.94	.217
279NTA-6-8	3/8	1/2	17/32-24	1.24	.78	1.16	.217
279NTA-8-6	1/2	3/8	11/16-20	1.36	.84	.94	.338
279NTA-8-8	1/2	1/2	11/16-20	1.39	.87	1.16	.338

**DRAIN COCKS - TRUCK VALVES - DRAIN VALVES****GROUND PLUG SHUT OFF COCK**

Female Pipe To Male Pipe (30 PSI)

<b>Part No.</b>	<b>Female Pipe Thread</b>	<b>Male Pipe Thread</b>
<b>V402P-2-2</b>	1/8"	1/8"
<b>V402P-4-4</b>	1/4"	1/4"
<b>V402P-6-6</b>	3/8"	3/8"

**BRASS VALVE DRAIN COCK - 1/4" NPTF****Part No. DCR601-4****DRAIN COCK  
Ground Key  
Lever Handle  
Plug Type**

<b>NPTF</b>	<b>Part No.</b>
1/4"	<b>DC601-4</b>
3/8"	<b>DC601-6</b>
1/2"	<b>DC601-8</b>

**TRUCK VALVE**

Hose To Male Pipe (Forged Body)

<b>Part No.</b>	<b>I.D.</b>	<b>Thread</b>
<b>SV404P-6-6</b>	3/8"	3/8"
<b>SV404P-10-6</b>	5/8"	3/8"
<b>SV404P-10-8</b>	5/8"	1/2"
<b>SV404P-12-6</b>	3/4"	3/8"
<b>SV404P-12-8</b>	3/4"	1/2"



**DRAIN COCK  
NEEDLE SEAT  
ONE PIECE  
PLUG AND HANDLE**

<b>NPTF</b>	<b>Part No.</b>
1/8"	<b>DC603-2</b>
1/4"	<b>DC603-4</b>
3/8"	<b>DC603-6</b>

**TRUCK VALVE**

Female Pipe To Male Pipe (200 psi)

<b>Part No.</b>	<b>I.D.</b>	<b>Thread</b>
<b>V405P-6-6</b>	3/8"	3/8"
<b>V405P-6-8</b>	3/8"	1/2"
<b>V405P-8-8</b>	1/2"	1/2"

**EXTERNAL SEAT DRAIN COCK  
BACK SEATING TYPE**

<b>NPTF</b>	<b>Part No.</b>
1/8"	<b>DC604-2</b>
1/4"	<b>DC604-4</b>
3/8"	<b>DC604-6</b>
1/2"	<b>DC604-8</b>

**DRAIN VALVES WITH CABLE**

Use on wet or dry tanks.

1/4" NPTF.

Nylon coated stainless cable.

3' Cable: **Part No. 12103**4' Cable: **Part No. 12104**5' Cable: **Part No. 12105****DRAIN VALVES WITH CABLE**

Use on wet or dry tanks.

1/4" NPTF. Brass body

with stainless spring.

Nylon coated stainless cable.


4' Cable - **Part No. FC12104**5' Cable - **Part No. FC12105**



## BRASS FITTINGS FOR AIR BRAKE SYSTEMS


### PIPE FITTINGS Meet Functional Requirements of the SAE, ASME, and ASA.

#### LONG NIPPLE



Part No.	Pipe Thread	L Hex	FLOW DIA. D
215PNL-4-15	1/4	1-1/2	.375
215PNL-6-15	3/8	1-1/2	.500
215PNL-4-20	1/4	2	.375
215PNL-6-20	3/8	2	.500
215PNL-8-25	1/2	2-1/2	.625

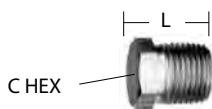
#### HEX NIPPLE



Part No.	Pipe Thread	C Hex	L	FLOW DIA. D
216P-2	1/8	7/16	.97	.220
216P-4	1/4	9/16	1.38	.314
216P-6	3/8	11/16	1.41	.440
216P-8	1/2	7/8	1.81	.564

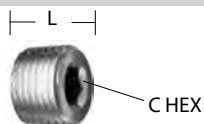
We also have 216P-6-4 reducer. 3/8 to 1/4 pipe.

#### HEX-HEAD PLUG



Part No.	Pipe Thread	C Hex	L
218P-2	1/8	7/16	.56
218P-4	1/4	9/16	.75
218P-6	3/8	11/16	.78
218P-8	1/2	7/8	.97
218P-12	3/4	1-1/8	1.18

#### COUNTERSUNK HEX PLUG




Part No.	Pipe Thread	C Hex	L
219P-4	1/4	1/4	.46
219P-6	3/8	5/16	.47

#### ADAPTER



Part No.	1 Pipe Thread	2 Pipe Thread	C HEX	L	FLOW DIA. D
222P-4-2	1/4	1/8	3/4	1.06	.220
222P-6-4	3/8	1/4	7/8	1.25	.314
222P-6-6	3/8	3/8	7/8	1.25	.440
222P-8-6	1/2	3/8	1-1/16	1.47	.440

#### 90° UNION ELBOW




Part No.	Pipe Thread	M	FLOW DIA. D
2200P-6-6	3/8	.84	.563
2200P-8-8	1/2	1.09	.687

#### 90° STREET ELBOW




Part No.	1 Pipe Thread	2 Pipe Thread	M	N	FLOW DIA. D
2202P-2-2	1/8	1/8	.62	.48	.220
2202P-4-4	1/4	1/8	.72	.51	.209
2202P-6-6	3/8	3/8	.98	.54	.428
2202P-8-8	1/2	1/2	1.25	1.03	.552

#### UNION TEE




Part No.	Pipe Thread	L	M	FLOW DIA. D
2203P-2	1/8	1.10	.55	.328
2203P-4	1/4	1.56	.78	.422
2203P-6	3/8	1.68	.84	.562
2203P-8	1/2	2.14	1.07	.687

#### 45° STREET ELBOW




Part No.	Pipe Thread	M	N	FLOW DIA. D
2214P-4-4	1/4	.54	.70	.314
2214P-6-6	3/8	.54	.78	.440
2214P-8-8	1/2	.73	1.00	.562

#### MALE BRANCH TEE



Part No.	Pipe Thread	L	M	N	FLOW DIA. D
2224P-6	3/8	1.68	.84	.97	.438

#### STREET TEE



Part No.	Pipe Thread	M	N	FLOW DIA. D
2225P-2	1/8	.55	.66	.220
2225P-4	1/4	.76	.91	.312
2225P-6	3/8	.82	.99	.440
2225P-8	1/2	1.07	1.27	.564

**D.O.T. APPROVED "PUSH-IN" FITTINGS**

**To Connect Tube** - Cut plastic as squarely as possible. Insert tube into fitting until friction is felt as tube slides past the O-ring. Using a slight twisting motion while inserting the tube is often helpful. After this initial friction is felt, continue to push in the tube until it bottoms firmly against the internal tube stop.

**To Disconnect** - With thumb and forefinger, hold down the top of the insert against the fitting body, and with the other hand, pull out the tubing. No tools are needed.

**SWIVEL 90° MALE ELBOW**

Part No.	Tube	Pipe
PL169PMT-4-2	1/4"	1/8"
PL169PMT-4-4	1/4"	1/4"
PL169PMT-6-4	3/8"	1/4"
PL169PMT-6-6	3/8"	3/8"
PL169PMT-8-6	1/2"	3/8"
PL169PMT-8-8	1/2"	1/2"

**UNION**

Part No.	Tube
PL62PMT-4	1/4"
PL62PMT-6	3/8"
PL62PMT-8	1/2"
PL62PMT-10	5/8"
PL62PMT-12	3/4"

**MALE BRANCH TEE**

Part No.	Tube / Pipe
PL272PMT-4-4	1/4"-1/4"
PL272PMT-6-4	3/8"-1/4"
PL272PMT-6-6	3/8"-3/8"
PL272PMT-8-6	1/2"-3/8"

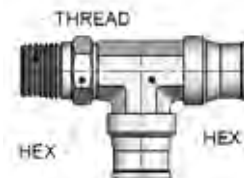
**MALE CONNECTOR**

HEX

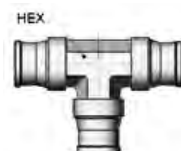
Part No.	Tube	Pipe
PL68PMT-4-2	1/4"	1/8"
PL68PMT-4-4	1/4"	1/4"
PL68PMT-6-4	3/8"	1/4"
PL68PMT-6-6	3/8"	3/8"
PL68PMT-6-8	3/8"	1/2"
PL68PMT-8-6	1/2"	3/8"
PL68PMT-8-8	1/2"	1/2"

**MALE ELBOW 45°**

Part No.	Tube / Pipe
PL279PMT-6-6	3/8"-3/8"
PL279PMT-6-8	3/8"-1/2"
PL279PMT-8-6	1/2"-3/8"
PL279PMT-8-8	1/2"-1/2"

**MALE RUN TEE**

Part No.	Tube / Pipe
PL271PMT-4-4	1/4"-1/4"
PL271PMT-6-4	3/8"-1/4"
PL271PMT-6-6	3/8"-3/8"
PL271PMT-8-6	1/2"-3/8"

**UNION TEE**

Part No.	Tube
PL164PMT-4	1/4"
PL164PMT-6	3/8"
PL164PMT-8	1/2"



**FACTORY ASSEMBLED AIR HOSE ASSEMBLIES**

**RUBBER AIR BRAKE HOSE ASSEMBLIES:**

- Single Swivel (160xx, 166xx, 163xx)
- Permanent Fittings
- Meets All SAE J1402 and
- DOT 106 Specifications
- TYPE B



**RUBBER AIR BRAKE HOSE ASSEMBLIES:**

- Both ends swivel. (164xx, 168xx)
- Minimum burst pressure of 900 PSI.
- Conforms to SAE J1402 specifications.
- Maximum operating pressure of 225 PSI.
- Operating temperature of -40°F to +200°F.

**3/8" HOSE, 1/4-18 NPTF FITTINGS**

- 16024** 24"
- 16030** 30"
- 16036** 36"
- 16048** 48"



**3/8" HOSE, 3/8-18 NPTF FITTINGS**

Part No.	Hose Size	Fitting Size
<b>16420</b>	20"	3/8"
<b>16424</b>	24"	3/8"
<b>16426</b>	26"	3/8"
<b>16428</b>	28"	3/8"
<b>16432</b>	32"	3/8"
<b>16436</b>	36"	3/8"
<b>16440</b>	40"	3/8"
<b>16444</b>	44"	3/8"
<b>16448</b>	48"	3/8"
<b>16466</b>	66"	3/8"

**7/16" HOSE, 3/8-18 NPTF FITTINGS**

Part No.	Hose Size	Fitting Size
<b>16818</b>	18"	7/16"
<b>16824</b>	24"	7/16"
<b>16828</b>	28"	7/16"
<b>16830</b>	30"	7/16"
<b>16832</b>	32"	7/16"
<b>16836</b>	36"	7/16"
<b>16840</b>	40"	7/16"
<b>16842</b>	42"	7/16"
<b>16844</b>	44"	7/16"
<b>16848</b>	48"	7/16"
<b>16854</b>	54"	7/16"
<b>16860</b>	60"	7/16"
<b>16872</b>	72"	7/16"

**3/8" HOSE, 3/8-18 NPTF FITTINGS**

<b>16614</b>	14"	<b>16630</b>	30"	<b>16644</b>	44"
<b>16618</b>	18"	<b>16632</b>	32"	<b>16648</b>	48"
<b>16620</b>	20"	<b>16634</b>	34"	<b>16654</b>	54"
<b>16622</b>	22"	<b>16636</b>	36"	<b>16660</b>	60"
<b>16624</b>	24"	<b>16638</b>	38"	<b>16672</b>	72"
<b>16626</b>	26"	<b>16640</b>	40"	<b>16674</b>	74"
<b>16628</b>	28"	<b>16642</b>	42"	<b>16684</b>	84"

**7/16" HOSE, 3/8-18 NPTF FITTINGS**

HOSES	Part No.	Length	Part No.	Length
	<b>16330</b>	30"	<b>16344</b>	44"
	<b>16318</b>	18"	<b>16332</b>	32"
	<b>16320</b>	20"	<b>16334</b>	34"
	<b>16322</b>	22"	<b>16336</b>	36"
	<b>16324</b>	24"	<b>16338</b>	38"
	<b>16326</b>	26"	<b>16340</b>	40"
	<b>16328</b>	28"	<b>16342</b>	42"
			<b>16346</b>	46"
			<b>16348</b>	48"
			<b>16354</b>	54"
			<b>16360</b>	60"
			<b>16372</b>	72"
			<b>16384</b>	84"


**HOSE SEPARATORS**

Keep hoses from rubbing together. Plastic composite

Hose Size	Part No.
3/8" I. D.	<b>1010403</b>
1/2" I. D.	<b>1010404</b>



**Hose Rack Part No. 16000**



**HOSE SUPPORT SPRINGS**  
High tensile spring steel

Part No.	Length
<b>11601</b>	12.38"
<b>11603</b>	15.42"
<b>1013423</b>	25.09"
<b>1013425</b>	12.75"

**HOSE END ADAPTORS**

Changes NPTF end fitting sizes on hose assemblies.

Hose I.D.	NPTF Size	Part No.
3/8"	1/4"	<b>N12306</b>
3/8"	3/8"	<b>N12306G</b>
1/2"	3/8"	<b>N12306AG</b>

**BULK AIR BRAKE HOSE**

**Construction**



- Tube: Black EPDM
- Reinforcement: 2-Spiral Synthetic
- Cover: Black EPDM
- Temperature Range  
F & C: -40F to +200F (-40C to +93C)
- SAE Specifications: SAE J1402A
- DOT: FMVSS-106

**3/8" I. D. HOSE**

250 feet	<b>Part No. 1014307-250</b>
150 feet	<b>Part No. 1014307-150</b>
50 feet	<b>Part No. 1014307-50</b>
25 feet	<b>Part No. 1014307-25</b>

**1/2" I.D. HOSE**

250 feet	<b>Part No. 1014310-250</b>
50 feet	<b>Part No. 1014310-50</b>
25 feet	<b>Part No. 1014310-25</b>



## TRUCK TO TRAILER AIR HOSES

### SLIDER HOSE ASSEMBLIES:

- Length measured from Hex to Hex.
- Comes with spring guards. DOT 106

#### Part No. BB7820-108

3/8" hose, 1/2" tubing. 108" long

#### Part No. BB8820-72

1/2" hose, 1/2" tubing. 160" long

#### Part No. SS7420-114

1/4" hose, 3/8" tubing. 114" long

#### Part No. SS7820-72

3/8" hose, 3/8" tubing. 72" long

#### Part No. SS7820-108

3/8" hose, 3/8" tubing. 108" long

#### Part No. SS7820-114

3/8" hose, 3/8" tubing. 114" long

#### Part No. SBH6609-117

3/8" hose, 3/8" bulk. 117" long

#### Part No. SBH6609-129

3/8" hose, 3/8" bulk. 129" long

#### Part No. SBH6809-117

1/2" hose, 3/8" bulk. 117" long

**TS TRAMEC SLOAN**



**TS TRAMEC SLOAN**

### Straight Rubber Air Lines

- Tractor end includes swivel fitting for easy installation and spring guard for strain relief.
- Large grips for easy coupling/uncoupling and hose support.
- Provides excellent abrasion resistance and resists cracking, kinking and weathering.

#### Part No. 11-8112

12' , Pair, black rubber 3/8" hose with red and blue (emergency and service) grips.

#### Part No. 11-8115

15' , Pair, black rubber 3/8" hose with red and blue (emergency and service) grips.

**PHILIPS**





## REUSABLE AIR BRAKE HOSE FITTINGS



**FITTING ASSEMBLY  
NPTF Male  
Less Guard Spring  
For 3/8" Hose**

1/4" NPTF **Part No. 11903**  
3/8" NPTF **Part No. 11904**  
1/2" NPTF **Part No. 11905**

**For 1/2" Hose**  
3/8" NPTF **Part No. 11804**  
1/2" NPTF **Part No. 11805**



**FITTING ASSEMBLY  
NPTF Male  
With Spring Guard  
For 3/8" Hose**

1/4" NPTF **Part No. 11900**  
3/8" NPTF **Part No. 11901**  
1/2" NPTF **Part No. 11902**

**For 1/2" Hose**  
3/8" NPTF **Part No. 11801**  
1/2" NPTF **Part No. 11802**



**NUT**  
For Fitting Without  
Spring - 3/8" Hose  
**Part No. 11906**



**BODY**  
For 3/8" Hose  
3/8" NPTF - **11908**



**FERRULE**  
3/8" Hose: **Part No. 11912**  
1/2" Hose: **Part No. 11812**



**UNION ASSEMBLY**  
For 3/8" Hose - **Part No. 11913**  
For 1/2" Hose - **Part No. 11813**

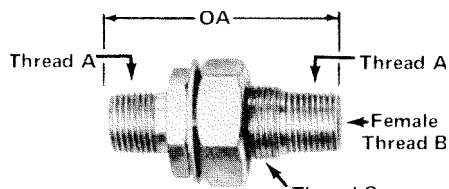
## AIR BRAKE HOSE END REPAIR KITS

### AIR BRAKE HOSE END FITTING KITS WITH SWIVEL

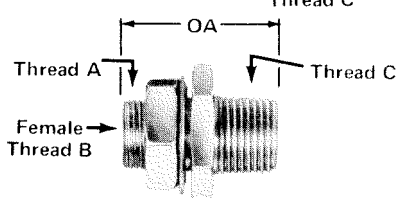
- 31402/31402 Contains 2 fittings to equip one hose.
- Meets the requirements of DOT 106 and SAE J1402.
- Each kit contains two corrosion resistant brass and nylon fittings with swivel ends.
- Part No. 31402** = 3/8" hose / 3/8" NPTF Fitting
- Part No. 31403** = 3/8" hose / 1/2" NPTF Fitting
- Part No. 31305** = 1/2" hose / 3/8" NPTF Fitting  
(Press Fit) Bulk packaging.



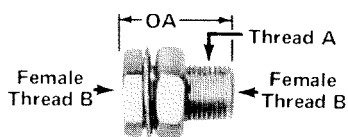
## FRAME NIPPLES / FRAME COUPLINGS



Part No.	A	B	C	OAL
<b>11300</b>	1/2" NPTF	1/4" NPTF	1-14 UNS	2-7/8"



Part No.	A	B	C	OAL
<b>N11171B</b>	3/4-16 NF	1/4" NPTF	1/2" NPTF	1-11/16"
<b>11315</b>	1-14 UNS	1/4" NPTF	1/2" NPTF	2-1/8"
<b>11304</b>	1-14 UNS	3/8" NPTF	1/2" NPTF	1-5/8"



Part No.	A	B	OAL
<b>11306</b>	3/4-16 NF	1/4" NPTF	1-3/8"
<b>11307</b>	1-14 UNC	3/8" NPTF	1-3/8"



### Frame Coupling with nylon tube fitting **Part No. S608**

1/2" OD Tube x 3/8" NPTF,  
1-15/16" Overall length.



### Frame Coupling with nylon tube fitting - **Part No. S609**

3/8" OD Tube x 3/8" NPTF,  
1-15/16" Overall length.







## GLADHANDS

### Phillips Anodized Gladhands

For use on aircoil, tractor and trailer 1/2" pipe port.

**Part No. 12-006** Service

**Part No. 12-008** Emergency

**Part No. 12-010** Universal



### Qwik-E®

#### Pressure-Relieving Gladhand

The first quick release valve and gladhand in one.

Replaces the service gladhand at the nose of the trailer. 1/2" NPTF.

**Part No. 12-206**



# PHILIPS

### IRON GLADHAND

Lifetime iron body will not crack or break.

One piece construction.

Meets all applicable requirements of SAE J318.

1/2" NPTF port. Poly seals.

**Part No.FC35031** Universal

**Part No.FC35032** Emergency

**Part No.FC35033** Service



### STANDARD GLADHANDS

Aluminum with steel face.

1/2"-14 NPTF port.

**Part No.**

**1011450** Universal

**1011451** Emergency

**1011452** Service



### Latch-It™ Gladhands

Helps prevent accidental gladhand disconnections. Chrome plated latch. Stainless steel spring. 1/2" pipe port.

**Part No. 12-1169** Service

**Part No. 12-1189** Emergency

# PHILIPS



### CAST IRON BODY GLADHAND

Zinc plated with yellow dichromate. 2 mounting holes 3/4" diameter. Stainless steel return spring.

**Part No.36131** Service

**Part No.36132** Emergency

### Haldex Gladhands (with lid)

Aluminum body, steel face.

Internal filter. Heavy duty. 1/2". With Dust cover to keep out debris. Color coded lid.

**Part No. 11489** Emergency

**Part No. 11490** Service



# Haldex

### Haldex Gladhands

Aluminum body, steel face.

Internal filter. Heavy duty. 1/2"

**Part No. 11451M** Emergency

**Part No. 11452M** Service



## GLADHANDS - BRACKET MOUNT

### 40° ANGLE BRACKET MOUNT GLADHANDS

Available in both 3/8" and 1/2" port sizes Polarized and color coded in emergency and service configurations.

Includes full face style gladhand seal.

#### 3/8" Ports

**PART No.**

**11440** Service

**11441** Emergency

#### 1/2" Ports

**PART No.**

**11444** Service

**11445** Emergency

# Haldex



### 38° Corrosion resistant gladhands

Bottom port, anodized, female piped thread. Trailer mount.

**Part No. 12-13623** Service

**Part No. 12-13823** Emergency

# PHILIPS



### Angle Surface -Mount 38°

Interchangeable with any angle gladhand. 3/8" ports.

**Part No. 12-136** Service

**Part No. 12-138** Emergency

# PHILIPS



### 37° BRACKET MOUNT FILTERED ALUMINUM GLADHAND

Pipe plug in one 3/8" port.

**Part No. 1011440** Service

**Part No. 1011441** Emergency



3/8"-18 NPTF

3/8"-18 NPTF plugged.

### Angle Surface -Mount

#### Qwik-E®

Interchangeable with any angle gladhand. 3/8" ports.

**Part No. 12-236**

# PHILIPS





## GLADHANDS - SHUT-OFF

### SHUT-OFF GLADHANDS

Impregnated aluminum body. Includes 1"-14 mounting stud with 1/2" nylon tubing compression fitting. Emergency gladhand has 1/4" NPTF port for pintle hook.  
**Service: Part No. 1010120**  
**Emergency: Part No. 1010121**

### SHUT-OFF GLADHANDS

For 3/8" nylon tubing. 1"-14 mounting stud. Plated aluminum body and handle.  
**Part No. 36153** Service  
**Part No. 36253** Emergency



### SHUT-OFF GLADHANDS

Aluminum gladhands, 3/8" NPTF port. Emergency gladhand has 1/4" NPTF port for pintle hook. Brass shut-off valve.  
**Part No. 441004** Service  
**Part No. 441014** Emergency



## GLADHANDS - SWING AWAY

### SWING-AWAY GLADHANDS

**Part No. 441102** Service.  
**Part No. 441103** Emergency.  
 Low projection profile from trailer skin. Stainless steel torsion spring. 45° swivel designed elbow permits optional air line entry from either bottom or back port. Gladhand cover prevents air system contamination. 3/8" bottom and back ports. Includes polyurethane seal.



### SWING-AWAY GLADHANDS

#### STA-LOCK™- Cast Iron Swinger Gladhand

**Part No. 12-4906** Service. 90°  
**Part No. 12-4908** Emergency. 90°

- Swivels 180° without kinking air line.
- Female pipe thread bottom.
- Stainless steel ball-bearing provides a positive lock.
- When not in use, it is automatically returned to seal.



**PHILIPS**

### SWING-AWAY GLADHANDS

#### Swinger Gladhand - Female pipe thread bottom.

**Part No. 12-4506** Service. 45°  
**Part No. 12-4508** Emergency. 45°

- Swivels 180° without kinking air line. Anodized
- Stainless steel ball-bearing provides a positive lock.
- When not in use, it is automatically returned to seal.



**PHILIPS**

### SWING-AWAY GLADHANDS

#### - Cast Iron

**Part No. 441169** Service.  
**Part No. 441170** Emergency.

- Eliminates the need for a dummy coupler.
- Decreases plumbing hardware and speeds installation time.
- Shut-off valve prevents contaminants from entering system.



### SWIVEL MOUNT GLADHAND

Aluminum 90° swivel mount gladhand with stainless wear pad. Stainless steel spring. Steel mounting bracket. Universal gladhand Interchange number 36390.

**Part No. 700-17-463**



## GLADHAND SEALS

### GLADHAND SEALS - Polyurethane

For extended service

Part No.	Color
1010031	Red (Emergency)
1010030	Blue (Service)
1010032	Black

Kit with one red and one blue =  
**Part No. 12-0164**



### GLADHAND SEALS

Neoprene, black, full face.

**Part No. 1010028**  
 Neoprene, black, Compression type.  
**Part No. 1010029**

### PROTECT-O SEAL

Helps prevent contamination of the air system  
**Part No. 1010024**



### GLADHAND FILTER

Air system protection (Screen)

**Part No. 1010035**



### GLADHAND SEAL WITH SCREEN

**Part No. 101117B** Blue  
**Part No. 101117R** Red





## GLADHAND POGOSTICKS AND MORE

### GLADHAND LOCK

Hardened Plastic Body  
available with various key numbers:  
(141, 147, 150, 156, 157)  
10 per Box

**Part No. 1011455-key number**



### GLADHAND GRIPS

Machined steel core saves  
broken air lines at the gladhand.  
Part number represents  
one color-coded pair.

**Gladhands not included.  
Part No. 1010033**



### GLADHAND GRIPS

Provides strong leverage for  
coupling/uncoupling gladhands.  
One -piece body for easy  
installation. Durable and  
strong; made from solid T6  
aircraft aluminum.  
Corrosion-resistant  
anodized color coating.  
Installs between aircoil  
and gladhand

**Part No. 12-600**



# PHILIPS

### STOW-AWAY™ GLADHAND HOLDER

Safe, easy storage for coiled electrical cables,  
liftgate cables and coiled air lines when not in use.  
Corrosion resistant and extremely durable.  
Reachable from the ground. Angled for easy use.

**Part No. 15-041** - One plug / Two gladhand holder.

**Part No. 15-042** - Two plug / Two gladhand holder.

**Part No. 15-041**

**Part No. 15-042**



# PHILIPS

### GLADHAND BRACKETS

For use on pogo

**Part No. 1011403**



**Part No. 1011402**

"Dummy" Holder  
w/chain, non-vented

### DUMMY GLADHAND

Universal gladhand with  
reinforced cable attached to  
aluminum handle. Used on  
rear of pups. Seals air  
system from foreign matter.

**Part No. 11400**



### Gladhand Pacifier - Part No. 441721

- Keeps airlines and exposed gladhands free from dirt, insects and moisture.
- 2-piece nylon strap keeps pacifier handy when the airline system is connected or disconnected.
- Can be used on any gladhands.

### Tracker Bar Kit

48" bar and 20" spring.  
Includes: 3-hose holder,  
clip, sleeve.


**Part No. 17-149**

**Part No. 17-148**

20" spring. (Less Bar)  
Includes 3-hose  
holder,clip, sleeve.

**Part No. 17-160**

Snap on clip only



# PHILIPS

### GLADHAND ELBOW-

**Aluminum** Mounting holes  
2.16" on centers, 3/8" ports.

**Part No. 11312**

# Haldex



### 40" POGO STICK

**Yellow Dichromate**  
with Straps & Holders

**Part No. 1013543**

**Same as above,  
in chrome.**

**Part No. 1013544**

### 40" POGO STICK

Zinc plated with  
yellow dichromate.  
Swivels at base.  
7/16"-20 stud.

**Part No. 1013418**



### HOSE CLAMPS

3 hole hose clamp  
For 3/8" and 1/2"  
I.D. hoses.

**Part No. 11546**



2 hole, single eyebolt  
clamp, for 3/8" hose

**Part No. 1011541**



### SUPPORT CLAMPS

**For 3/8" I. D. Hose**

Impact plastic.  
Can be used for coiled  
nylon or rubber hose.  
Complete with U-bolt

**Part No.1011544**

**Part No.1011543**



### HOSE HOLDER

For three hoses  
**Part No. 17-157**



# PHILIPS

### Qwik Snap™ HOLDER

For three hoses  
**Part No. 17-153**





## AIR BRAKE TUBING

Size	Color	Part Number
1/8"	Black	<b>1610002-100</b>
1/4"	Black	<b>1610004-100</b>
1/4"	Black	<b>1610004-1000</b>
1/4"	Green	<b>1610004G-100</b>
1/4"	Red	<b>1610004R-100</b>
1/4"	Yellow	<b>1610004Y-100</b>
5/16"	Black	<b>1610005-100</b>
3/8"	Black	<b>1610006-100</b>
3/8"	Black	<b>1610006-500</b>
3/8"	Blue	<b>1610006BLUE-100</b>
3/8"	Blue	<b>1610006BLUE-500</b>
3/8"	Green	<b>1610006G-100</b>
3/8"	Green	<b>1610006G-500</b>
3/8"	Red	<b>1610006R-100</b>
3/8"	Red	<b>1610006R-500</b>
3/8"	Yellow	<b>1610006Y-100</b>
3/8"	Yellow	<b>1610006Y-500</b>
1/2"	Black	<b>1610008-100</b>
1/2"	Black	<b>1610008-500</b>
1/2"	Blue	<b>1610008BLUE-100</b>
1/2"	Blue	<b>1610008BLUE-500</b>
1/2"	Red	<b>1610008R-100</b>
1/2"	Red	<b>1610008R-500</b>
5/8"	Black	<b>1610010-50</b>
3/4"	Black	<b>1610012-50</b>
5/32"	Black	<b>161005/32-100</b>

### **Type A D.O.T. Air Brake Tubing**

Heat and light stabilized single wall extruded type 11 nylon tubing available in sizes 1/8", 1/4" and 5/16".

This tubing conforms to SAE specification J844 Type A.

The A refers to non-reinforced tubing.

•Sold in 100' and 1000' lengths.

### **PFT Type B Nylon Tubing**

Heat and light stabilized seamless extruded nylon 11 core reinforced with one open ply of fibrous reinforcement and a protective nylon 11 cover sheath.

The outer cover and core are fused to minimize leakage and maximize impact resistance.

This tubing conforms to SAE J844 Type B.

The B refers to reinforced tubing.

Maximum working pressure 150 PSI.

•Sold in 50', 100', and 500' lengths.



**Vinyl Coated  
Tubing Clamps**  
(9/32" mounting hole)

I. D.	Part No.
1/4"	<b>1011120</b>
3/8"	<b>1011122</b>
1/2"	<b>1011123</b>
5/8"	<b>1011124</b>
3/4"	<b>1011125</b>
1"	<b>1011126</b>





**COILED AIR LINES**

Power Grip™ gladhand extension provide superior coupling and uncoupling leverage. Includes thread seal for secure connection. Single piece trailer side and three piece swivel tractor side fittings. Meets SAE J844 and J1131 specs. Remains flexible at -40°.



**PHILLIPS POWER GRIP™**

PART Number	DESCRIPTION	Tube O.D.	Valve Tail Length	Coil Ends Valve	Gladhand	Working Length
<b>11-3150</b>	15' Pair <i>(1 Red, 1 Blue)</i>	1/2"	12"	1/2	1/2	15'
<b>11-3170</b>	Red Only	1/2"	12"	1/2	1/2	15'
<b>11-3180</b>	Blue Only	1/2"	12"	1/2	1/2	15'
<b>11-3400</b>	15' Pair with 40" <i>(1 Red, 1 Blue)</i> lead and coil guard	1/2"	40"	1/2	1/2	15'
<b>11-3380</b>	Red Only	1/2"	40"	1/2	1/2	15'
<b>11-3390</b>	Blue Only	1/2"	40"	1/2	1/2	15'

**PHILIPS**

Remains flexible at temperatures to -85°. Jacketing prevents fractures and provides durable rubber feel.



**PHILLIPS POLAR AIR® (For Extreme Conditions)**

PART Number	DESCRIPTION	Tube O.D.	Valve Tail Length	Coil Ends Valve	Gladhand	Working Length
<b>11-5400</b>	15' Pair with 40" <i>(1 Red, 1 Blue)</i> lead	1/2"	40"	1/2	1/2	15'
<b>11-5401</b>	Red Only	1/2"	40"	1/2	1/2	15'
<b>11-5402</b>	Blue Only	1/2"	40"	1/2	1/2	15'

Extra Heavy Duty Service: Meets DOT FMVSS 106 Regulations



Temperature range: -70° F to +200° F.

S1-400 air lines are "standard" and have a 1 year warranty. S3-600 air lines are "Stallion Flex" and have a 3 year warranty.

**PHILATRON STALLION®**

Part Number	DESCRIPTION	TUBE O.D.	Valve Tail Length	Coil Ends Valve	Gladhand	Working Length
<b>S1-400-15CBR</b>	15' Red & Blue Coils	1/2"	10"	1/2	1/2	15'
<b>S1-400-15CB</b>	15' Blue Only	1/2"	10"	1/2	1/2	15'
<b>S1-400-15CR</b>	15' Red Only	1/2"	10"	1/2	1/2	15'
<b>S3-600-15CBR</b>	15' Red & Blue Coils	1/2"	10"	1/2	1/2	15'
<b>S3-600-15CB</b>	15' Blue Only	1/2"	10"	1/2	1/2	15'
<b>S3-600-15CR</b>	15' Red Only	1/2"	10"	1/2	1/2	15'
<b>S3-600-1540CBR</b>	15' Red & Blue Coils	1/2"	40"	1/2	1/2	15'
<b>S3-600-1540CB</b>	15' Blue Only	1/2"	40"	1/2	1/2	15'
<b>S3-600-1540CR</b>	15' Red Only	1/2"	40"	1/2	1/2	15'

Working Pressure to 150 PSI

Conforms to SAE J844

No pogo sticks or spring hangers required. Temperature range: -40° F to +200° F.



**TRACTOR TO TRAILER COILED AIR BRAKE CONNECTIONS**

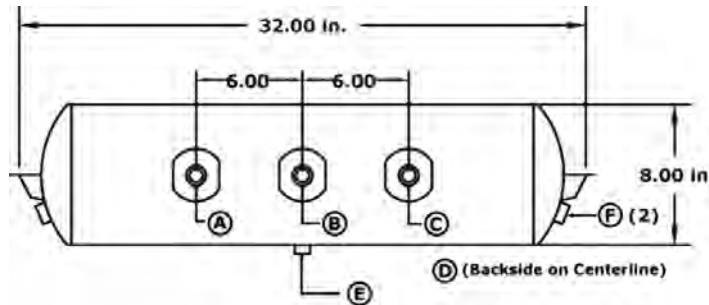
Kit Number	Individual Coil Number	Tube O.D.	Valve Tail Length	Coil Ends Valve	Gladhand	Working Length
<b>7100100</b>	<b>7100101 RED</b> <i>(1 Red, 1 Blue)</i>	1/2"	12"	1/2	1/2	15'
<b>7100110</b>	<b>7100111 RED</b> <i>(1 Red, 1 Blue)</i>	1/2"	1-40"	1/2	1/2	15'
<b>7100120</b>	<b>7100121 RED</b> <i>(1 Red, 1 Blue)</i>	1/2"	6"	1/2	1/2	12'
<b>7100110</b>	<b>7100112 BLUE</b> <i>(1 Red, 1 Blue)</i>	1/2"	1-12"	1/2	1/2	15'
<b>7100120</b>	<b>7100122 BLUE</b> <i>(1 Red, 1 Blue)</i>	1/2"	6"	1/2	1/2	12'
<b>ECONOMY SETS</b>						
<b>7100200</b>	<i>(1 Red, 1 Blue) Set Only</i>	1/2"	12"	1/2	1/2	15'
<b>7100210</b>	<i>(1 Red, 1 Blue) Set Only</i>	1/2"	1-40"	1/2	1/2	15'





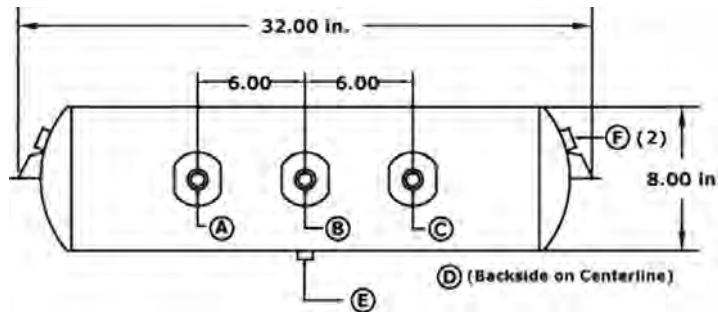
## AIR TANKS - 8" DIAMETER

At Hoosier Tank, all air tanks are made to SAE J10 and FMVSS 121 specifications. Their stamping capabilities are the result of operating variable speed presses with servo feed equipment. To ensure air tank durability, Hoosier Tank's in-house powder coating process includes three stages of pretreatment for 500 hours salt spray resistance. Air Tanks listed by diameter size. 8", 9.5", 12"



### 8" Diameter Air Tanks

Part No.	Main Port A	Main Port B	Main Port C	Main Port D	Drain Port E	Drain Port F
1010334 (HT-8000)		3/4"		plug this port	1/4"	3/8"
1010334 (HT-8052)		3/4"		3/4"	1/4"	3/8"

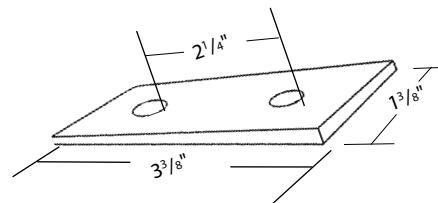


### 8" Diameter Air Tanks

Part No.	Main Port A	Main Port B	Main Port C	Main Port D	Drain Port E	Drain Port F
1010328 (HT-8001)		3/4"			1/4"	3/8"
1010340 (HT-8007)		3/4"		3/4"	1/4"	3/8"
1010327 (HT-8016)		1/2"		1/2"	1/4"	3/8"
1010347 (HT-8022)	3/4"		3/4"		1/4"	3/8"
1010348 (HT-8037)	3/4"		3/4"	3/4"	1/4"	3/8"

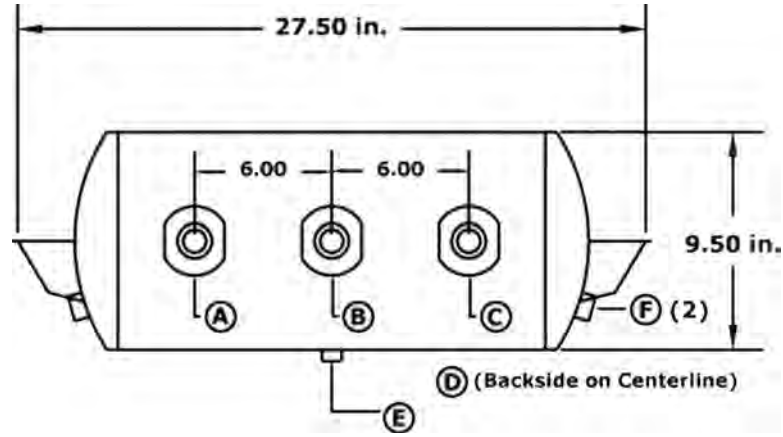
### MOUNTING PAD FOR AIR TANKS

3/16" thick rubber.  
 1-1/8" wide, 3-3/8" long, 3/8" holes on 2-1/4" centers.  
 Two required per tank. **Part No. HT-1068**



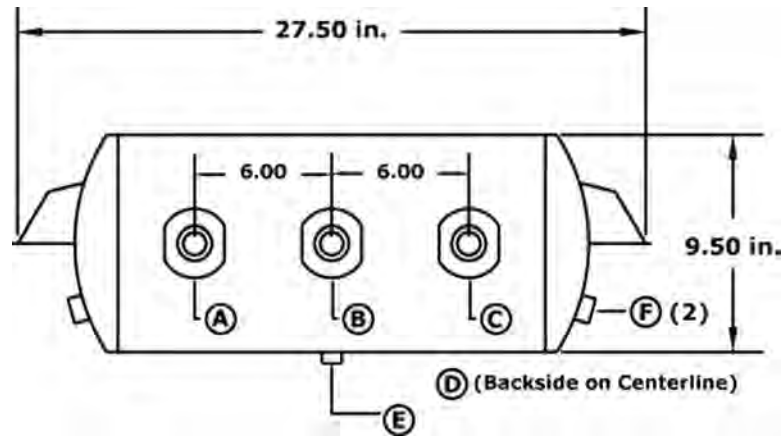


**AIR TANKS - 9.5" DIAMETER**



**9.5" Diameter Air Tanks**

Part No.	Main Port A	Main Port B	Main Port C	Main Port D	Drain Port E	Drain Port F
1010344 (HT-9500)		3/4"			1/4"	3/8"
N9508-AA (HT-9508)		3/4"		3/4"	1/4"	3/8"
1010356 (HT-9515)		1/2"		1/2"	1/4"	3/8"



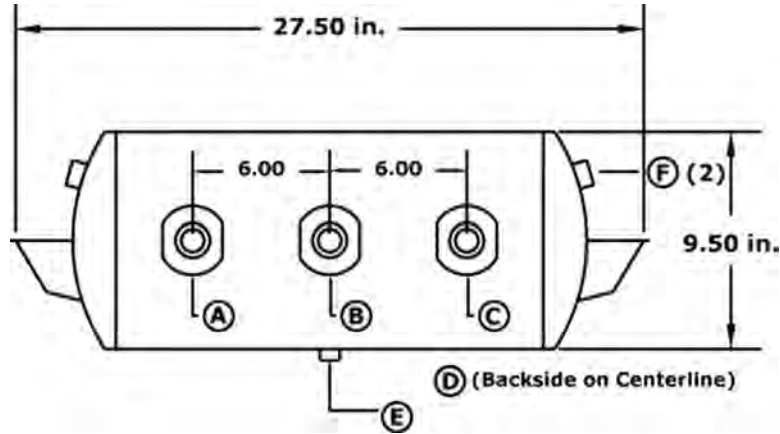
**9.5" Diameter Air Tanks**

Part No.	Main Port A	Main Port B	Main Port C	Main Port D	Drain Port E	Drain Port F
1010337 (HT-9507)	3/4"		3/4"		1/4"	3/8"
1010336 (HT-9534)		3/4"		3/4"	1/4"	3/8"



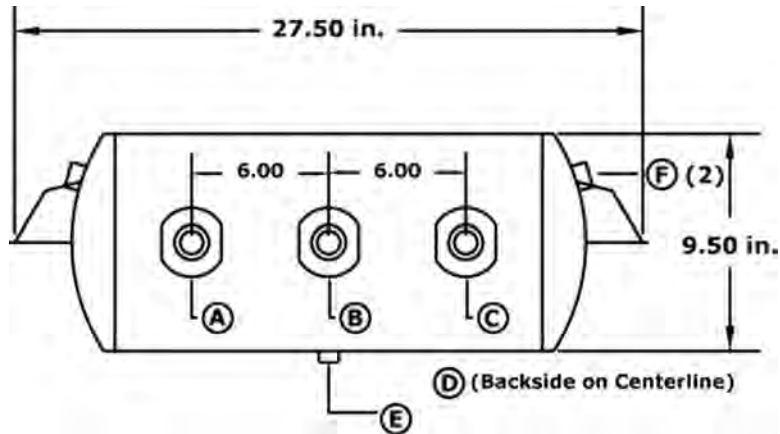


**AIR TANKS - 9.5" DIAMETER**



**9.5" Diameter Air Tanks**

Part No.	Main Port A	Main Port B	Main Port C	Main Port D	Drain Port E	Drain Port F
1010342 (HT-9506)		1/2"		1/2"	1/4"	1/2"
1010330 (HT-9575)		1/2"		1/2"	1/4"	3/8"



**9.5" Diameter Air Tanks**

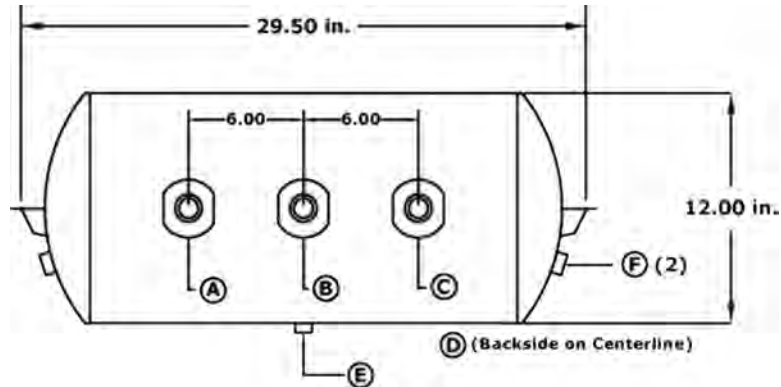
Part No.	Main Port A	Main Port B	Main Port C	Main Port D	Drain Port E	Drain Port F
1010351 (HT-9510)		3/4"			1/4"	1/2"
1010350 (HT-95162)	3/4"		3/4"	3/4"	1/4"	3/8"
1010341 (HT-9531)		3/4"		1/2"	1/4"	1/2"
1010346 (HT-9547)		3/4"		3/4"	1/4"	1/2"





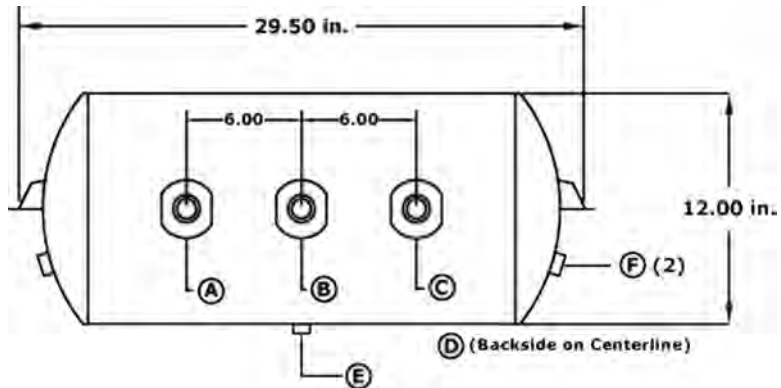


**AIR TANKS - 12" DIAMETER**



**12" Diameter Air Tanks**

Part No.	Main Port A	Main Port B	Main Port C	Main Port D	Drain Port E	Drain Port F
<b>1010329 (HT-1205)</b>		3/4"		3/4"	1/4"	3/8"
<b>1010332 (HT-1219)</b>	3/4"		3/4"	3/4"	1/4"	3/8"
(1010324 has 30.50" mounting length)						
<b>1010324 (HT-12106)</b>	3/4"		3/4"	3/4"	1/4"	3/8"
(1010353 has 32.00" mounting length)						
<b>1010353 (HT-1269)</b>		1/2"		1/2"	1/4"	3/8"
(1010354 has 27.50" mounting length)						
<b>1010354 (HT-12107)</b>	3/4"		3/4"	3/4"	1/4"	3/8"

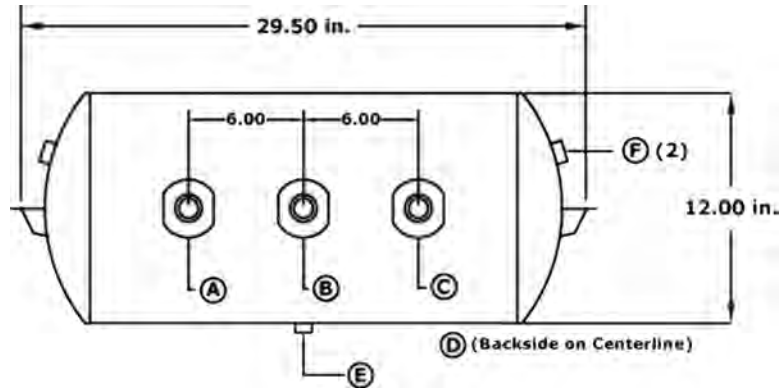


**12" Diameter Air Tanks**

Part No.	Main Port A	Main Port B	Main Port C	Main Port D	Drain Port E	Drain Port F
<b>1010339 (HT-12100)</b>		3/4"		1/2"	1/4"	3/8"
<b>1010338 (HT-1211)</b>		3/4"			1/4"	3/8"
<b>1010345 (HT-1235)</b>		3/4"		3/4"	1/4"	1/2"
<b>1010325 (HT-1249)</b>		3/4"		3/4"	1/4"	3/8"
<b>1010326 (HT-1277)</b>			3/4"	3/4"	1/4"	3/8"

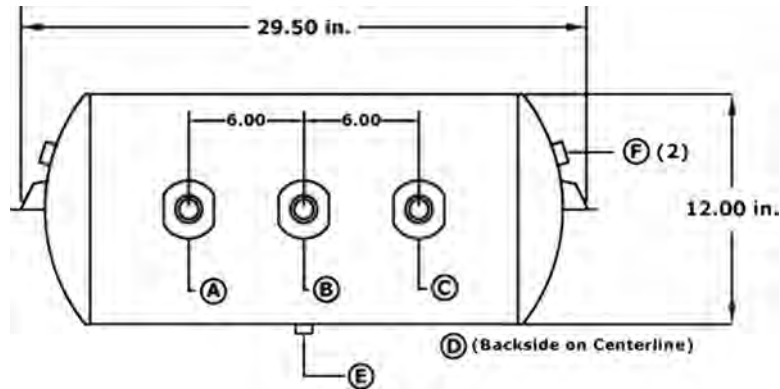


**AIR TANKS - 12" DIAMETER**



**12" Diameter Air Tanks**

Part No.	Main Port A	Main Port B	Main Port C	Main Port D	Drain Port E	Drain Port F
1010331 (HT-1273)		1/2"		1/2"	1/4"	3/8"



**12" Diameter Air Tanks**

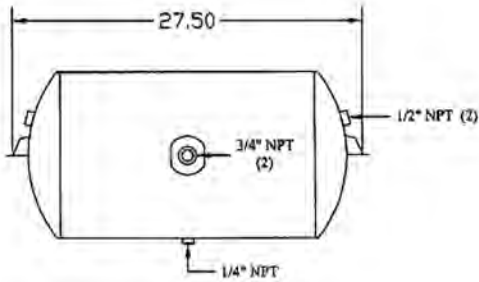
Part No.	Main Port A	Main Port B	Main Port C	Main Port D	Drain Port E	Drain Port F
1010335 (HT-1217)		3/4"		3/4"	1/4"	3/8"
1010352 (HT-1254)	3/4"		3/4"	3/4"	1/4"	3/8"



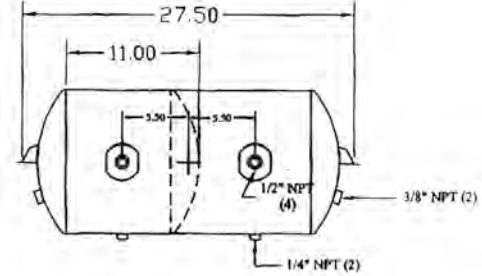


**AIR TANKS - SPECIAL APPLICATIONS**

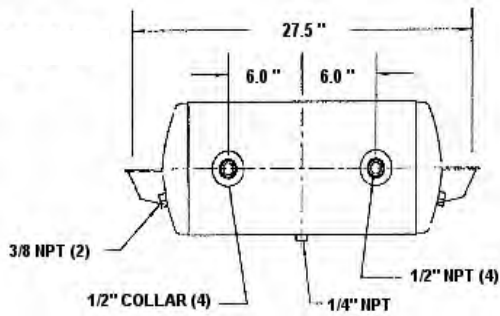
**13" Diameter Air Tanks**  
3,000 cubic inches  
**Part No. 1010333 (HT-1301)**



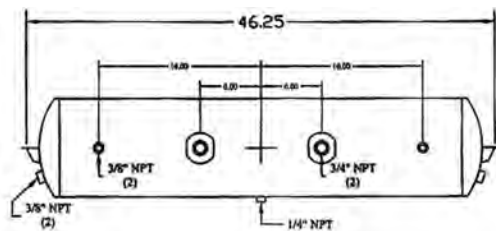
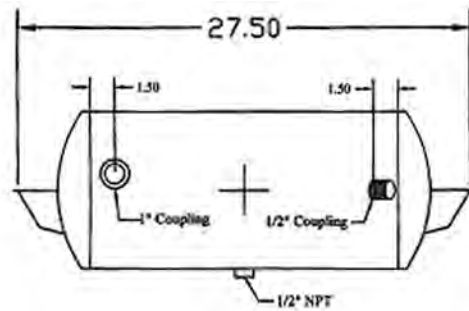
**12" Diameter Air Tank**  
Dual Compartment  
**Part No. 1010355 (HT-12142)**



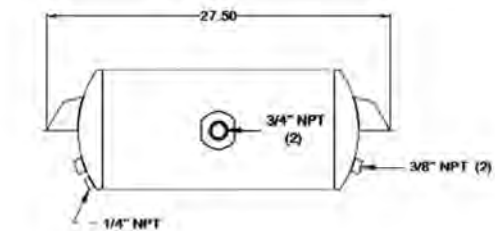
**9.50" Diameter Air Tank**  
1488 cubic inches  
**Part No. 1010357 (HT-95256)**  
**Trailmobile No. 700-17-449**



**9.50" Diameter Air Tank**  
Hydraulic Reservoir  
**Part No. 1010343 (HT-95102)**



**9.50" Diameter Air Tank**  
2862 cubic inches  
46.25" WIDE  
**Part No. 1010358 (HT-9597)**



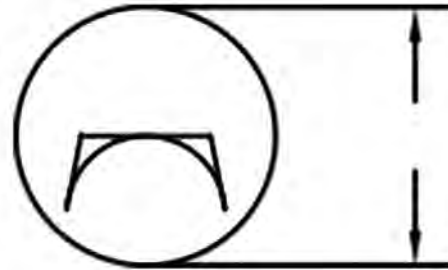
**9.50" Diameter Air Tank**  
1/4" drain on one end with  
3/8" end ports on each end  
**Part No. 1010349 (HT-95188)**



## AIR TANKS - QUICK REFERENCE - BRACKET LAYOUT

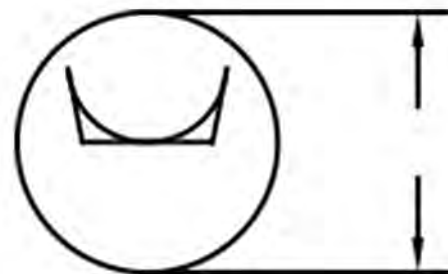
### Part No.

<b>1010334</b>	<b>HT-8000</b>
<b>1010344</b>	<b>HT-9500</b>
<b>N9508-AA</b>	<b>HT-9508</b>
<b>1010356</b>	<b>HT-9515</b>
<b>1010342</b>	<b>HT-9506</b>
<b>1010330</b>	<b>HT-9575</b>
<b>1010329</b>	<b>HT-1205</b>
<b>1010332</b>	<b>HT-1219</b>
<b>1010324</b>	<b>HT-12106</b>
<b>1010353</b>	<b>HT-1269</b>
<b>1010354</b>	<b>HT-12107</b>
<b>1010331</b>	<b>HT-1273</b>
<b>1010357</b>	<b>HT-95256</b>
<b>1010343</b>	<b>HT-95102</b>
<b>1010358</b>	<b>HT-9597</b>



### Part No.

<b>1010328</b>	<b>HT-8001</b>
<b>1010340</b>	<b>HT-8007</b>
<b>1010327</b>	<b>HT-8016</b>
<b>1010347</b>	<b>HT-8022</b>
<b>1010348</b>	<b>HT-8037</b>
<b>1010337</b>	<b>HT-9507</b>
<b>1010336</b>	<b>HT-9534</b>
<b>1010351</b>	<b>HT-9510</b>
<b>1010350</b>	<b>HT-95162</b>
<b>1010341</b>	<b>HT-9531</b>
<b>1010346</b>	<b>HT-9547</b>
<b>1010339</b>	<b>HT-12100</b>
<b>1010338</b>	<b>HT-1211</b>
<b>1010345</b>	<b>HT-1235</b>
<b>1010325</b>	<b>HT-1249</b>
<b>1010326</b>	<b>HT-1277</b>
<b>1010335</b>	<b>HT-1217</b>
<b>1010352</b>	<b>HT-1254</b>
<b>1010333</b>	<b>HT-1301</b>
<b>1010355</b>	<b>HT-12142</b>
<b>1010349</b>	<b>HT-95188</b>





# RADIATOR & HEATER HOSE

## Standard Straight Radiator Hose - Black Cover

**Application:** Designed for common coolants and straight coolant connections. Temp range -40° to 260°F

**Tube:** Black EPDM

**Reinforcement:** 4-ply synthetic

**Cover:** Black EPDM wrapped finish

Meets or exceeds SAE J20R1, D1 specifications.



### Standard Hose - 3 Foot Lengths

Size	Part No.	Size	Part No.
1"	CE56016	2"	CE56032
1-1/4"	CE56020	2-1/4"	CE56036
1-1/2"	CE56024	2-1/2"	CE56040
1-5/8"	CE56026	2-3/4"	CE56044
1-3/4"	CE56028	3"	CE56048
		3-1/2"	CE56056



## Blue Xtreme Straight Radiator Hose

**Application:** Designed for heavy-duty and fleet service on trucks, buses and off-road equipment.

Designed for common coolants and straight radiator connections where higher heat resistance and longer life are desired. Temperature range: -40° to 300°F.

**Tube:** Black EDPM

**Reinforcement:** 2-ply aramid

**Cover:** Blue EDPM Wrapped Finish

Meets or exceeds SAE J20R1, D1 standard wall.

### Blue Xtreme Straight Radiator Hose - 3 Foot Lengths

Size	Part No.	Size	Part No.
1"	CE57216	2-1/4"	CE57236
1-1/4"	CE57220	2-3/8"	CE57238
1-1/2"	CE57224	2-1/2"	CE57240
1-3/4"	CE57228	2-3/4"	CE57244
2"	CE57232	3"	CE57248



With more than a century of research and proven best-in-class technology behind us, **The Elite® series by Continental** is made for exceptional performance every time.

## Blue Heater Hose with Xtreme Technology

Designed for heater hose applications that are exposed to higher underhood temperatures and require a higher heat resistance.

Temperature range: -40° to 300°F.

**Tube:** Black EDPM

**Reinforcement:** 2-ply aramid

**Cover:** Blue EDPM

SAE Specifications: SAE J20R3, Class D3 HT EC.



### Blue Heater Hose - 50 Foot Lengths

I.D.	Part No.
3/8"	CE65028
1/2"	CE65029
5/8"	CE65031
3/4"	CE65033
1"	CE65035



## Premium Red Heater Hose

A replacement for OE hose. The high quality hose is similar to SAE20R3 Class D2, SAE J2387 for higher underhood temperatures. Withstands the abuse of corrosive solutions and additives. Resists weathering to provide a long, trouble-free service life.

Temperature range: -40° to 257°F.

**Tube:** EDPM

**Reinforcement:** 2 spiral polyester

**Cover:** EDPM, Red

SAE Specifications: SAE20R3, Class D2 SAE J2387.



### Premium Red Heater Hose - 50 Foot Lengths (Sold Each)

I.D.	Part No.
1/2"	1835
5/8"	1836
3/4"	1837



## Standard Black Heater Hose

Standard grade for normal duty service.

Temperature range: -40° to 212°F. (Not for steam use)

**Tube:** EDPM

**Reinforcement:** 2 spiral polyester

**Cover:** EDPM

SAE Specifications: SAE20R3.



### Standard Black Heater Hose - 50 Foot Lengths (Sold Each)

I.D.	Part No.
1/2"	1825
5/8"	1826
3/4"	1827
1"	1828





## FLEX FAB HOSE

### Flexfab Silicone Coolant Hose (3 Ply)

3 ply silicone coolant hose reinforced with polyester fabric and coated with specially compounded silicone elastomer.

#### APPLICATIONS:

For heavy duty pressure connections in hostile engine environments. Resists hardening, cracking, cold leaks, aging, steam and many chemicals. Ideal for extreme temperature and various pressure ranges where high performance levels are required.

#### CHARACTERISTICS:

Temperature range -65°F to +350°F.  
Meets or exceeds operating requirements of SAE J20 R1 Class A custom wall, TMC RP303B Class I Grade II and most OEM truck manufacturers specifications.

Part Number	Description:
<b>5515-100</b>	1.00" x 3' blue.
<b>5515-125</b>	1.25" x 3' blue.
<b>5515-150</b>	1.50" x 3' blue.
<b>5515-175</b>	1.75" x 3' blue.
<b>5515-200</b>	2.00" x 3' blue.
<b>5515-225</b>	2.25" x 3' blue.
<b>5515-250</b>	2.50" x 3' blue.
<b>5515-275</b>	2.75" x 3' blue.
<b>5515-300</b>	3.00" x 3' blue.
<b>5515-350</b>	3.50" x 3' blue.
<b>5515-400</b>	4.00" x 3' blue.



### Flexfab Heater Hose

#### CHARACTERISTICS:

Continuous operating temperature -65°F to +300°F.

Nylon fiber reinforced.

Resistant to coolant additives.

Flexfab silicone heater hose is shipped on wooden reels or handy dispenser cartons containing 25' or 50' of hose.

For high temperature applications, Nomex® reinforcement is available.

Part Number	Description:
<b>5526-038X50</b>	.38" x 50'
<b>5526-050X50</b>	.50" x 50'
<b>5526-062X50</b>	.62" x 50'
<b>5526-075X50</b>	.75" x 50'
<b>5526-100X50</b>	1.0" x 50'



### Charge Air Cooler Hose (CAC)

#### CHARACTERISTICS:

Convuluted charge air hose - 3 ply polyester  
Blue - Cold Side -  
(300° F, max operating temp.)

Convuluted charge air hose - 4 ply Nomex® Iron  
Oxide Red - Hot Side -  
(500° F, max operating temp.)

For superior connection between engine mounted charge air systems.

Ideal for handling slight misalignments and isolating vibration between hose ends.

Part Number	Description:
<b>7715-0002</b>	4" id x 6" (Two Hump)
<b>7723</b>	4" id x 6" (One Hump)
<b>7727-0001</b>	4" id x 8"
<b>7731-0001</b>	3" id x 6"
<b>7732-0001</b>	3.5" id x 6"
<b>7755-0002</b>	4" id x 6" (4-ply)



### CAC or COOLANT HOSE 90° ELBOWS

Part Number	Description
<b>7884-100</b>	1" Silicone - 6" LEGS
<b>7884-200</b>	2" Silicone - 6" LEGS
<b>7884-250</b>	2.5" Silicone - 6.5" LEGS
<b>7884-300</b>	3" Silicone - 7.5" LEGS
<b>7884-400</b>	4" Silicone - 9.5" LEGS

### CAC or COOLANT HOSE 45° ELBOWS

Part Number	Description
<b>7896-100</b>	1" Silicone - 6" LEGS
<b>7896-200</b>	2" Silicone - 6" LEGS
<b>7896-250</b>	2.5" Silicone - 6.5" LEGS
<b>7896-300</b>	3" Silicone - 7.5" LEGS
<b>7896-400</b>	4" Silicone - 9.5" LEGS





## HOSE CLAMPS

### General Purpose Clamps

Standard worm drive band clamps are suitable for most common repairs. The bands have clean punched rectangular perforations that hold strong and connect easily. Stainless Steel and Plated Parts.

Screw: 5/16" hex slotted, plated carbon steel.

Band: 1/2" band width, 201/301 stainless steel.

Housing: 201/301 stainless steel.

Part No.	Diameter Range			
	Min.		Max.	
	In.	mm.	In.	mm.
<b>ID5706</b>	7/16	11	25/32	20
<b>ID5708</b>	1/2	13	29/32	23
<b>ID5710</b>	9/16	14	1 <sup>1</sup> / <sub>16</sub>	27
<b>ID5712</b>	1 <sup>1</sup> / <sub>16</sub>	17	1 <sup>1</sup> / <sub>4</sub>	32
<b>ID5716</b>	1 <sup>3</sup> / <sub>16</sub>	21	1 <sup>1</sup> / <sub>2</sub>	38
<b>ID5720</b>	1 <sup>3</sup> / <sub>16</sub>	21	1 <sup>3</sup> / <sub>4</sub>	44
<b>ID5724</b>	1 <sup>1</sup> / <sub>16</sub>	27	2	51
<b>ID5728</b>	1 <sup>5</sup> / <sub>16</sub>	33	2 <sup>1</sup> / <sub>4</sub>	57
<b>ID5732</b>	1 <sup>9</sup> / <sub>16</sub>	40	2 <sup>1</sup> / <sub>2</sub>	64
<b>ID5736</b>	1 <sup>13</sup> / <sub>16</sub>	46	2 <sup>3</sup> / <sub>4</sub>	70
<b>ID5740</b>	2 <sup>1</sup> / <sub>16</sub>	52	3	76
<b>ID5744</b>	2 <sup>5</sup> / <sub>16</sub>	59	3 <sup>1</sup> / <sub>4</sub>	83
<b>ID5748</b>	2 <sup>9</sup> / <sub>16</sub>	65	3 <sup>1</sup> / <sub>2</sub>	89
<b>ID5752</b>	2 <sup>13</sup> / <sub>16</sub>	71	3 <sup>3</sup> / <sub>4</sub>	95
<b>ID5756</b>	3 <sup>1</sup> / <sub>16</sub>	78	4	102
<b>ID5764</b>	3 <sup>9</sup> / <sub>16</sub>	91	4 <sup>1</sup> / <sub>2</sub>	114
<b>ID5772</b>	1 <sup>7</sup> / <sub>8</sub>	48	5	127
<b>ID5780</b>	2 <sup>1</sup> / <sub>2</sub>	64	5 <sup>1</sup> / <sub>2</sub>	140
<b>ID5796</b>	3 <sup>5</sup> / <sub>8</sub>	92	6 <sup>1</sup> / <sub>2</sub>	165



### Miniature Micro-Gear® Clamps

Micro-Gear® clamps are tiny, tough and precision engineered for use in such small hose applications as emission control, fuel lines and vacuum hoses.

Their slim, 5/16" band and low profile housing make them easy to install in confined areas.

Screw: 1/4" hex-head, plated carbon steel.

Band: 5/16" band width, 201/301 stainless steel.

Housing: Low profile, 201/301 stainless steel.

Part No.	Diameter Range			
	Min.		Max.	
	In.	mm.	In.	mm.
<b>ID6204</b>	7/32	5.6	5/8	16
<b>ID6206</b>	7/16	11	25/32	20
<b>ID62P08</b>	1/2	13	15/16	24
<b>ID62P10</b>	9/16	14	1 <sup>1</sup> / <sub>16</sub>	27



### Lined Clamps

Lined clamps are designed for use with silicone rubber and other soft hose applications. The liner protects the hose surface and prevents it from extruding or shearing through the band notches as the clamp is tightened.

Stainless Steel and Plated Parts.

Screw: 5/16" hex slotted, plated carbon steel.

Band: 1/2" band width, 201/301 stainless steel.

Housing: 201/301 stainless steel.

Liner: 201/301 stainless steel.



### Flex-Gear® Constant Tension Clamps

Using a Belleville spring design to eliminate "cold flow" leakage, Flex-Gear® clamps adjust with the hose and fitting to maintain constant tension on the connection, eliminating leak paths. Excellent choice for fluctuating temperature applications and thermal compensation.

#### Features and Benefits:

Belleville spring and clamp construction is built to respond to constant temperature fluctuations. The larger, heavier-gauge, precision-formed springs provide higher rates of band tension and adjustment for a more dependable seal. Inner liner protects against shearing of the hose surfaces. Provides a uniform 360° seal. Reusable.

#### IDEAL® Flex-Gear HD® Clamps 45 Series

Screw: 3/8" hex-head, 410 stainless steel.

Band: 5/8" band width, 300 stainless steel.

Liner/Housing/Springs: 300 stainless steel.

Part No.	Diameter Range			
	Min.		Max.	
	In.	mm.	In.	mm.
<b>CT45175</b>	1	25	1 <sup>3</sup> / <sub>4</sub>	44
<b>CT45200</b>	1 <sup>1</sup> / <sub>4</sub>	32	2 <sup>1</sup> / <sub>8</sub>	54
<b>CT45250</b>	1 <sup>3</sup> / <sub>4</sub>	45	2 <sup>5</sup> / <sub>8</sub>	67
<b>CT45300</b>	2 <sup>3</sup> / <sub>4</sub>	57	3 <sup>1</sup> / <sub>8</sub>	79
<b>CT45350</b>	2 <sup>3</sup> / <sub>4</sub>	70	3 <sup>5</sup> / <sub>8</sub>	92
<b>CT45400</b>	3 <sup>1</sup> / <sub>4</sub>	83	4 <sup>1</sup> / <sub>8</sub>	105
<b>CT45450</b>	3 <sup>3</sup> / <sub>4</sub>	95	4 <sup>5</sup> / <sub>8</sub>	118
<b>CT45500</b>	4 <sup>1</sup> / <sub>4</sub>	108	5 <sup>1</sup> / <sub>8</sub>	130
<b>CT45500</b>	4 <sup>3</sup> / <sub>4</sub>	121	5 <sup>5</sup> / <sub>8</sub>	143



Part No.	In.	Effective Diameter Range		
		Min.	Max.	
		mm.	mm.	
<b>ID5306</b>	9/16	14	13/16	21
<b>ID5308</b>	11/16	17	15/16	24
<b>ID5310</b>	13/16	21	1 <sup>1</sup> / <sub>16</sub>	27
<b>ID5312</b>	15/16	24	1 <sup>1</sup> / <sub>4</sub>	32
<b>ID5316</b>	13/16	21	1 <sup>1</sup> / <sub>2</sub>	38
<b>ID5320</b>	13/16	21	1 <sup>3</sup> / <sub>4</sub>	44
<b>ID5324</b>	1 <sup>1</sup> / <sub>16</sub>	27	2	51
<b>ID5328</b>	1 <sup>5</sup> / <sub>16</sub>	33	2 <sup>1</sup> / <sub>4</sub>	57
<b>ID5332</b>	1 <sup>9</sup> / <sub>16</sub>	40	2 <sup>1</sup> / <sub>2</sub>	64
<b>ID5336</b>	1 <sup>13</sup> / <sub>16</sub>	46	2 <sup>3</sup> / <sub>4</sub>	70
<b>ID5340</b>	2 <sup>1</sup> / <sub>16</sub>	52	3	76
<b>ID5344</b>	2 <sup>5</sup> / <sub>16</sub>	59	3 <sup>1</sup> / <sub>4</sub>	83
<b>ID5348</b>	2 <sup>9</sup> / <sub>16</sub>	65	3 <sup>1</sup> / <sub>2</sub>	89
<b>ID5352</b>	2 <sup>13</sup> / <sub>16</sub>	71	3 <sup>3</sup> / <sub>4</sub>	95

Hose installed with unlined clamp



Hose installed with lined clamp



### T Bolt Clamps: Spring Loaded (75.0 in lbs Installation Torque)

**Part No. ID0306** Min dia: 3-1/16 (77.8mm) Max Dia. 3-3/8 (85.7mm)

**Part No. ID0356** Min dia: 3-9/16 (90.5mm) Max Dia. 3-7/8 (98.47mm)

**Part No. ID0406** Min dia: 4-1/16 (103mm) Max Dia. 4-3/8 (111mm)



## SERVICE HOSE

### SERVICE STATION HOSE - Made in U.S.A.

#### Application:

A general purpose air hose available as a coupled assembly or uncoupled for use on towers, reels or curb service.

#### Construction:

Tube: Black EPDM – RMA Class C Oil Resistance  
 Reinforcement: 4-spiral synthetic  
 Cover: Blue EPDM – RMA Class C Oil Resistance  
 Length: 25' (coil), 50' (coil), 300' (reel)



#### Specifications:

Temperature Range: -40°F to 190°F (-40°C to 88°C)  
 Product Specifications: 569046  
 Branding: Continental Service Station Air, ID, WP,

Size	Ends	Part No.
3/8" x 50' w/c	1/4 NPT	CE65137
1/2" x 50' w/c	1/2 NPT	CE65138

### Fuel Line / PCV / Emission Control Hose SAE J30R7

**Application:** (Warning: Do not use for pressure lines on fuel-injected engines.)

A multipurpose fuel hose that can be used as a fuel line, PCV connection, emission control line or fuel return line.

#### Specific Fuel:

Unleaded gasoline, diesel fuel, gasoline blends of ethanol (E-10), E85 and sour gas.

#### Construction

Tube: Black Nitrile Reinforcement: 2-spiral synthetic  
 Cover: Black Chlorinated Polyethylene (CPE)

#### Specifications

Temperature Range: -40°F to 257°F (-40°C to 125°C)  
 SAE Specifications: SAE J30R7



Size	Part No.	Size	Part No.
3/16" x 25'	CE65125	5/16" x 25'	CE65127
1/4" x 25'	CE65126	3/8" x 25'	CE65128

## HYDRAULIC HOSE - HYDRAULIC QUICK COUPLINGS



#### Maximum

Working Pressure (PSI)	Minimum Bend Radius	Hose O.D.	Hose I.D.	Part No.
2500	3.000	.52	3/16	201-4-BX
2000	4.000	.67	5/16	201-6-BX
2000	4.625	.77	13/32	201-8-BX
1750	6.500	.92	1/2	201-10-BX

### SAE J1402 All Medium Pressure Hose

One wire braid, textile cover.

For high temperature engine and brake requirements.

Use with 20 Series and 22 Series fittings.

#### Construction:

Synthetic rubber tube, textile inner braid, high tensile steel wire braid reinforcement, textile braid cover.

#### Application:

Medium pressure hydraulic, turbo charger, filtration and oil lines, diesel fuel filter, engine and transmission coolant lines, air brake, power steering and tilt cab.

SAE J1402 and D.O.T. FMVSS 106

-All air brake hose requirements.

#### Temperature Range:

-40 Deg. F to +300 Deg. F, 150 Deg. F maximum

### 6100 Series Hydraulic Quick Disconnect Couplings

Parker's 6100 Series thread to connect couplings can be used in a wide variety of industrial applications where heavy-duty couplings are required that can be connected under pressure with little or no spillage.

Temperature Range -40° F to +250° F.

#### Brass Nipple

Body Size (In.)	Thread Size NPTF	Without Flange Part No.
1	1-11 1/2	6105-16
1 1/4	1 1/4-11 1/2	6105-20



#### Wing Nut Coupler

Body Size (In.)	Thread Size NPTF	Brass Part No.
1	1-11 1/2	6125-16
1 1/4	1 1/4-11 1/2	6125-20



#### Dust Plugs and Caps

Body Size (In.)	Dust Plug Part No.	Dust Cap Part No.
1	6109-16	6108-16



### 6600 Series Hydraulic Quick Couplings

Versatile Parker 6600

Series couplings are used in a wide range of hydraulic applications.

Temperature Range:

-40° F to +250° F.

Part No. 6601-16-16  
 Female thread coupler.  
 1" body, 4.11" long, 1.88" Hex.



Part No. 6602-16-16  
 Female thread nipple.  
 1" body, 3.11" long, 1.62" Hex.







**BRAKE DRUMS - UNIMOUNT 16.5 X 7 STOCK LISTING**

**Part Number**      **Description:** Webb Standard Drum (20/skid)  
**66864B**                      Hub-pilot, balanced, USA made, 1.00" drilled hole, 110 lbs.

**Part Number**      **Description:** Heavy-Duty Drum (20/skid)  
**66884B**                      Hub-pilot, balanced, USA made, 1.00" drilled hole, 114 lbs.



**Part Number**      **Description:** Fleetcraft Value Drum (20/skid) (56864B)  
**1302467**(Webb)      Hub-pilot, balanced, USA made, 1.12" poured hole, 105 lbs.



**Part Number**      **Description:** KIC Value Drum (1302440-20/skid)  
**1302440**(KIC)      Hub-pilot, balanced, USA, 1" drilled hole, 102 lbs. (KICast)



**Part Number**      **Description:** KIC Standard Drums (457 - 20/skid (477 - 16/skid)  
**1302457**(KIC)      Hub-pilot, balanced, USA made, 1" drilled hole, 108 lbs.



**Part Number**      **Description:** KIC Severe-Duty Drum (54261-018) (16/skid)  
**1302884**(KIC)      Hub-pilot, balanced, import, 1" drilled hole, 125 lbs.



**Part Number**      **Description:** Gunite Value Plus Drum (3922x) (16/skid)  
**1402487**(Gunite)      Hub-pilot, balanced, USA made, 1" drilled hole, 105 lbs.





## WEBB BRAKE DRUMS



The life cycle of some wheel end manufacturers' products are measured in years. **Webb** wheel end equipment has been performing for decades. For nearly 60 years when someone in the truck, trailer and bus industries talks about drums, hubs, spoke wheels or rotors, they immediately say, "Webb." It's this history of trust and dependability that are built into every Webb product.



The secret behind **Webb's** industry leading products is in the engineering. Their products are proven, tested and true. Webb's staff of industry veterans keeps developing products to ensure peak performance for you.

### Cast Drums:

**Webb** brake drums are made from a high grade of cast iron for long service life and conform to SAE Recommended Practices. Webb's brake drums are continuously examined and refined through stringent testing for maximum performance and complete accountability. **With hundreds of brake drums available** in sizes ranging from 12.25 x 6.00 to 18.00 x 8.00, Webb offers the broadest brake drum line and has become the industry standard for quality wheel end equipment.



**VORTEX™  
UNLIMITED**



### Webb Vortex Unlimited Brake Drums:

- The patented **Webb VORTEX™ Unlimited** brake drum employs external cooling ribs that conduct heat away from the brake surface for superior heat dissipation and 10% lower operating temperatures.

- Running significantly lower temperatures than ordinary drums, Webb Vortex™ Unlimited performs better and lasts 25% longer. Plus, the new wear indicator on the 77864BW model reduces maintenance costs by taking the guesswork out of wear measurements.

### •Part Numbers:

**77710B** - 16.5 x 5

**77800BW** - 16.5 x 8

**77854BW** - 16.5 x 8-5/8

**77864BW** - 16.5 x 7

- The Ultimate low-temperature, long-life brake drum! •Made in the USA.



**WEBB BRAKE DRUM LISTING - WITH INTERCHANGES**

WEBB's Part No.	Mount I=Inboard O=Outboard	Brake Surface Diameter	Fleetcraft	Dayton	KIC	Gunite	Erie	Durametal	Aweco
60876F	O	16.5x7	1602404	120877	52877-11	3120		16729	97167
61527B	O	15x4		123366	53075-018	3721X			
61528B	O	15x4	1602429	123254	54201-108	3721A			
61780F	I	16.5x7		120754	51961-10	2577A	2762	16149	97086
61788F	O	15x4		120936	54203-01	3197		18788	
61991F	O	15x4			54270-018	3744X			
62117F	I	16.5x5		122266		3289		16289	97117
62200F	I	16.5x7	1602401	12582	52020-01	2705	2760	1629	97060
62240F	I	16.5x7		120574	52034-01	2730	2750-1	16325	97040
62670B	O	16.5x7							
62997F	I	16.5x7		122009	52890-11	2997	2772	16997	97789
63617F	I	12.25x7.5		122963	52743-11	3174	2752	12617	91147
63631F	I	12.25x7.5			53039-01	3557		1244	
63635F	I	12.25x7.5			53039-11	3557A			
63637F	I	12.25x7.5		122971	52511-01	3467		12637	
63647F	I	12.25x7.5		122963	54215-01			12617	
63680F	O	12.25x7.5			54244-01				
64050B	O	16.5x8.62			54220-018				
65152B	O	16.5x6		123399	54248-018	3687X			
65162B	O	16.5x6			54242-018				
65166B	O	16.5x6			54266-018	3893X			
65167B	O	16.5x6		122556	54225-018	3513X/3437X			
65514B	I	15x4		122104	54207-018	3057A/3760BX			
65541B	O	15x4		123312	52981-01	3158			
65545B	O	15x4		123382	54224-018	3726X			
65547B	O	15x4				3596			
65548B	O	15x4	1602430			3800X			
65554B	O	15x5		123448		3726			
65600B	O	16.5x6		123569	54233-018				
65651B	O	16.5x5			54275-018	2920X/3075			
65670B	O	16.5x7			54234-018	3889X			
65710B	O	16.5x5	1602433			3710			
66353F	O	16.5x7	1602432		54213-01	3647/3757			
66800B	O	16.5x8	1602435	replaces 66808B BTS Drum unimount for brake turbine					
66807B	O	16.5x7							
66814F	O	16.5x8.62		123428	54727-01				
66854F	O	16.5x8.62			54229-01	3807			
66864B	O	16.5x7		123207	53033-018	3600AX		16792B	
66864F	O	16.5x7		123207	53033-01	3600A		16792	
66865B	O	16.5X7		122948	54209-018	3441X			
66873F	O	16.5x7			54202-01	3402			
66875F	O	16.5x7			53033-30	3401A/3141B		16141	
66884B	O	16.5x7	1602417	123365	54261-018	3576X			
66884F	O	16.5x7		123207	53033-01				
66892F	O	16.5x7		122453	52878-01	3543	2769	16797	97165
66893F	O	16.5x7	1602407	122607	53026-01	3166	2764	16705	97164
66895B	O	16.5x7	1602403	122550	52705-30	2769/3141	2771	16794	97144
67518F	I	16.5x7	1602400	122222	52230-10	2353C	2738	16874	97018
68730F	I	16.5x7	1602402	122126	52327-10	3018A	2740-1	1639	97038
68765F	I	16.5x7		120586	52327-11	2546C	2740	16877	97853
68845F	O	16.5x5			54216-01	3595			
68891F	I	16.5x8.62		120882	52219-01	3383		16296	97191
68897F	I	16.5x7		122600	53032-30	2542	2765	97097	
68958F	I	16.5x8.62		122925	54264-01	3136B		16516	
68981B	I	16.5x7	1602405	122683	52120-12	3295	2770	16877	97853





## MERITOR® STEELITE X30™ BRAKE DRUMS

### X30™ brake drums

- Reduces maintenance with a one-piece design that eliminates weld seams and provides exceptional strength, durability and concentricity while reducing weight.
- Exclusive SpinCast process fuses a gray iron liner to the out shell, for optimum stopping performance
- No welded on balance weights due to patented machine-to-balance process.
- Exclusive SpinCast casting process provides a high strength cast-iron braking surface that is much less vulnerable to disintegration in the event of breakage.

<u>Part Number</u>	<u>Interchange #'s</u>	<u>Brake Size</u>
<b>53-123512-002</b>	<b>90089BK</b>	<b>15 x 4</b>
<b>53-123537-002</b>	<b>89996B</b>	<b>16.5 x 7</b>
<b>53-123542-002</b>	<b>89870BK</b>	<b>15 x 4</b>
<b>53-123564-002</b>	<b>87101B</b>	<b>16.5 x 7</b>
<b>53-123566-002</b>	<b>88797B</b>	<b>16.5 x 7</b>
<b>53-123568-002</b>	<b>90660BK</b>	<b>15 x 4</b>
<b>53-123608-002</b>	<b>91265B</b>	<b>16.5 x 6</b>



## Performance Advantages:

- ~Exceptional strength, durability and concentricity for heavy, and medium-duty trucks, tractors and trailers.
- ~Lightweight design for increased payloads.
- ~Delivers reliability, inherent balance, weight reduction and lower lifetime operating cost.
- ~Superior alternative to any other lightweight brake drum.
- ~Compatible with brake systems for revised FMVSS-121 regulations.
- ~High strength cast-iron braking surface.
- ~Permanently fused gray iron liner.
- ~Exclusive one-piece shell.
- ~Machine-balanced without weld weights.





**STEMCO MOTOR WHEEL CENTRIFUSE® BRAKE DRUMS**

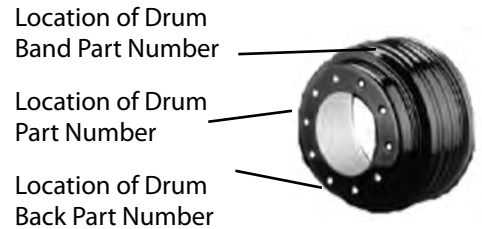
**Why Choose Centrifuse®?**

- SAFETY - ensured by Centrifuse® Steel Jacket Technology.
- LONGER LIFE - provided by Patented Alloy Braking Service.
- PROVEN PERFORMANCE - with over 80 years in the Industry.
- IMPROVED MPG - or Increase Revenue-Produced Payload.
- LIGHTEST WEIGHT brake drums in the Industry!



**DRUM BACK/BAND NUMBER CROSS REFERENCE**

In the process of manufacture, Centrifuse® brake drums are assigned three different part numbers - for the drum band, drum back and the drum itself (see illustration).



To avoid confusion and possible misapplication when ordering replacement drums, refer to the CENTRIFUSE® DRUM part number. This is for your convenience in matching drum back numbers to CENTRIFUSE® DRUM part numbers.

Drum Part No.	Weight	Mount (B)	Brake Size	Over All Depth	Brake Surface Flat	Pilot Diameter	Bolt Circle Diameter	Bolt Holes No.	Bolt Holes Size	Drum Back No.	Drum Band No.
<b>87101B</b>	90	O	16.50x7	10.41	7.64	8.53	11.25	10	.81	87102	87105
<b>87156B</b>	90	O	16.50x7	10.41	7.64	9.00	11.25	10	.81	87157	87105
<b>88797B</b>	90	O	16.50x7	10.41	7.64	9.00	275mm	8	.92	88798	87105
<b>89996B</b>	90	O	16.50x7	10.41	7.62	8.78	285.75mm	10	.96	89876	87105
<b>90089BK</b>	64	O	15x4	8.54	4.58	8.78	285.75mm	10	1.25	91294	91028

O = Outboard Mounted Drums





**SPOKE WHEELS & SPOKE WHEEL ASSEMBLIES**

**Spoke Wheels - Come with:  
bearing cup, spacer, clamps, studs and nuts.**



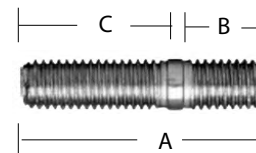
Part No.	Wheel Size & Description	Bearing Cups		Vendor No.	Comments
		Inner	Outer		
<b>15 INCH SPOKE WHEEL</b>					
1011915	15 Inch 3 Spoke	HM218210	HM212011	70159--A	non-abs
<b>20 INCH SPOKE WHEEL</b>					
1031445	20 inch 5 spoke	653	HM212011	85203--A	non-abs
1011978	20 Inch 5 Spoke	HM218210	HM212011	75209--A	non-abs
5580Z--AT	20 Inch 5 Spoke	HM518410	HM518410	5580Z--A	ABS
8011979	20 Inch 5 Spoke	HM218210	HM212011	HUB-75207TH	ABS
<b>22 INCH SPOKE WHEELS</b>					
76229--A	22 Inch 5 Spoke	HM218210	HM212011	76229--A	non-abs

**Spoke Wheel Assemblies - Come complete with:  
brake drum, bearing cup, spacer, clamps, studs and nuts.**

PART No.	WHEEL DIMENSIONS	BEARING CUPS		BRAKE SIZE	VENDOR No.	COMMENTS
		INNER	OUTER			
<b>15 INCH SPOKE WHEEL With 12-1/4X7-1/2 Drum.</b>						
1133915	15 INCH 3 SPOKE	HM218210	HM212011	12 <sup>1</sup> / <sub>4</sub> X7 <sup>1</sup> / <sub>2</sub>	70159CCA	non-abs
1533915	15 INCH 3 SPOKE	HM218210	HM212011	12 <sup>1</sup> / <sub>4</sub> X7 <sup>1</sup> / <sub>2</sub>	70159CCAT	ABS
<b>20 INCH SPOKE WHEEL With 16-1/2X7 Drum.</b>						
1133849	20 INCH 5 SPOKE	HM218210	HM212011	16 <sup>1</sup> / <sub>2</sub> X7	75209GCA	non-abs
8533849	20 INCH 5 SPOKE	HM218210	HM212011	16 <sup>1</sup> / <sub>2</sub> X7	001-75207T	ABS
<b>22 INCH SPOKE WHEELS With 16-1/2X7 Drum.</b>						
76229GCA	22 INCH 6 SPOKE	HM218210	HM212011	16 <sup>1</sup> / <sub>2</sub> X7	76229GCA	non-abs

**SPOKE WHEEL STUD - 3/4"**

Part No.	REPLACES	Thread	A	B	C
NL5102	E4956A, M39, Webb171027	3/4-10	3	1-1/16	1-3/4



**SPOKE WHEEL NUT - 3/4"**

Part No.	Dayton	Euclid	Gunite	Webb	Thread	Hex
NL5401	08-005716	E4963	WP-148	74710	3/4-10	1-1/4



**SPACERS:**

Tubeless Rims:

For 17.5" diameter rims,  
use 15" diameter spacer bands.

For 22.5" diameter rims,  
use 20" diameter spacer bands.


For 24.5" diameter rims,  
use 22" diameter spacer bands.



Part No.	Size (In)
1013329	15X4
1013331	20X3 <sup>3</sup> / <sub>8</sub>
1013333	20X3 <sup>5</sup> / <sub>8</sub>
1013334	20X4
1013335	20X4 <sup>1</sup> / <sub>4</sub>
1013340	20X4 <sup>1</sup> / <sub>2</sub>
1013336	22X4
1013337	22X4 <sup>1</sup> / <sub>4</sub>
1013338	22X4 <sup>1</sup> / <sub>2</sub>
1013339	22X3 <sup>5</sup> / <sub>8</sub>

**RIM CLAMPS**

Part No.	Interchange	"A"	Stud Size	Spacer Width
NL5006	E5571A, M3 Webb 16123	1 <sup>1</sup> / <sub>8</sub>	<sup>3</sup> / <sub>4</sub>	4
NL5008	E5784A, M1123	1 <sup>1</sup> / <sub>4</sub>	<sup>3</sup> / <sub>4</sub>	4
NL5011	E5040, M8	1 <sup>1</sup> / <sub>2</sub>	<sup>3</sup> / <sub>4</sub>	3 <sup>5</sup> / <sub>8</sub>
NL5015	E5572A, M4	1 <sup>3</sup> / <sub>4</sub>	<sup>3</sup> / <sub>4</sub>	3 <sup>3</sup> / <sub>8</sub>





## HUBS, HUBS, AND MORE HUBS



### Ductile Iron hubs~Hub Pilot-Unimount~(includes cups)



Part No.	Brake Size Description	Bearings		Stud	Brand	Description
		Inner	Outer			
1013808	16.50 x 7	HM218210	HM212011	NL5106	Walther	10 hole for dual steel, ABS ready.
1013809	16.50 x 7	HM218210	HM212011	NL5107	Walther	10 hole for dual aluminum, ABS ready.
1013810	16.50 x 7	HM518410	HM518410	NL5106	Walther	10 hole for dual steel, ABS ready. (bolt-on h/c)
1013811	16.50 x 7	HM518410	HM518410	NL5107	Walther	10 hole for dual alum., ABS ready. (bolt-on h/c)
20231--3T	16.50 x 7	HM218210	HM212011	NL5106	Webb	10 hole for dual steel, ABS ready.
20231--5T	16.50 x 7	HM218210	HM212011	NL5107	Webb	10 hole for dual aluminum, ABS ready.
20271--3T80	12.25 x 7	HM218210	HM212011	NL5106	Webb	8 hole for dual steel, ABS ready.
20281--3T	16.50 x 7	HM218210	HM212011	NL5106	Webb	8 hole for dual steel wheels, ABS ready
23231--3T	16.50 x 7	HM518410	HM518410	NL5106	Webb	10 hole for dual steel, ABS ready. (screw-on h/c)
23231--5T	16.50 x 7	HM518410	HM518410	NL5107	Webb	10 hole for dual aluminum, ABS ready.
23431--3T	16.50 x 7	HM518410	HM518410	NL5106	Webb	10 hole for dual steel, ABS ready. (bolt-on h/c)
23431--5T	16.50 x 7	HM518410	HM518410	NL5107	Webb	10 hole for dual aluminum, ABS ready.
26431--3T	16.50 x 7	592A	572	NL5106	Webb	10 hole for dual steel, ABS ready.
26431--5T	16.50 x 7	592A	572	NL5107	Webb	10 hole for dual aluminum, ABS ready.
8013808	16.50 x 7	HM218210	HM212011	NL5106	KIC	10 hole for dual steel, ABS ready.
8013809	16.50 x 7	HM218210	HM212011	NL5107	KIC	10 hole for dual aluminum, ABS ready.
8013810	16.50 x 7	HM518410	HM518410	NL5106	KIC	10 hole for dual steel, ABS ready. (bolt-on h/c)
8013811	16.50 x 7	HM518410	HM518410	NL5107	KIC	10 hole for dual alum., ABS ready. (bolt-on h/c)

### Ductile Iron hubs~Inboard~(includes cups)

Part No.	Brake Size Description	Bearing Cups		Description
		Inner	Outer	
1013802	16.50 x 7	HM218210	HM212011	Webb hub # 1001 (No Studs) (E-5561L/R)
1013804	16.50 x 7	HM518410	HM518410	Webb hub # 1331 (No Studs) (E-5561L/R)
8013806	12.25 x 7	HM218210	HM212011	KIC hub # 10511T (With Studs) (E-5561L/R)
8013807	12.25 x 7	HM218210	HM212011	KIC hub # 10512T (With Studs) (E-5561L/R)

### Ductile Iron hubs~Outboard~(includes cups)

Part No.	Brake Size Description	Bearing Cups		Description
		Inner	Outer	
1013803	16.50 x 7	HM218210	HM212011	Webb hub # 10209--N (No Studs) (E-8947L/R)
1013805	16.50 x 7	HM518410	HM518410	Webb hub # 1320Z--N (No Studs) (E-8947L/R)

### Aluminum hubs~Hub Pilot-Unimount~(includes cups)

Part No.	Brake Size Description	Bearing Cups		Description
		Inner	Outer	
105776	16.50 x 7	HM218210	HM212011	10 hole for dual aluminum, ABS ready. Comes w/studs
10001198	16.50 x 7	HM518410	HM518410	10 hole for dual aluminum, ABS ready. Comes w/studs



### Dura-Lite® Hubs ~ Hub Pilot-Unimount~(includes cups)

Part No.	Brake Size Description	Bearing Cups		Description
		Inner	Outer	
10-00114-101	16.50 x 7	HM218210	HM212011	10 hole for dual aluminum, ABS ready. Comes w/studs





## HUB AND DRUM ASSEMBLIES

### Steel hubs with Inboard drums (Stud Pilot)

#### Double cap nuts for use with ball seat mount disc wheels



Part No.	Brake Size Description	Bearing Cups		Studs	Nuts(Inner/Outer)	More Info
		Inner	Outer			
8513812	12.25 x 7.5	HM218210	HM212011	NL5206	NL5500/NL5512	RH ABS ready
8513813	12.25 x 7.5	HM218210	HM212011	NL5207	NL5501/NL5512	LH ABS ready

### Steel hubs with Outboard drums (Stud Pilot)

#### Double cap nuts for use with ball seat mount disc wheels

Part No.	Brake Size Description	Bearing Cups		Stud	Description
		Inner	Outer		
2513824	16.5 x 7.0	HM218210	HM212011	101172	Webb 20231UQART-10, RH ABS ready, without nuts.
2513825	16.5 x 7.0	HM218210	HM212011	101173	Webb 20231UQALT-10, LH ABS ready, without nuts



### Steel hubs with Outboard drums with studs and nuts

#### ~Hub Pilot-Unimount~



Part No.	Brake Size Description	Bearing Cups		Brand	Description
		Inner	Outer		
1513827	16.50 x 7.0	HM218210	HM212011	Webb 20231UQ4T-10	ABS for steel
1513829	16.50 x 7.0	HM218210	HM212011	Webb 20231UQ6T-10	ABS for Aluminum
1513842	16.50 x 7.0	HM518410	HM518410	Webb 23431UQ4T-10	ABS for steel
1613842	16.50 x 7.0	HM518410	HM518410	Webb 23431UQGT-10	ABS for Aluminum
8513827	16.50 x 7.0	HM218210	HM212011	KIC 01025TN	ABS for steel
8513829	16.50 x 7.0	HM218210	HM212011	KIC 01025LTN	ABS for Aluminum
8513842	16.50 x 7.0	HM518410	HM518410	KIC 01043TN	ABS for steel
8613842	16.50 x 7.0	HM518410	HM518410	KIC 01043LTN	ABS for dual Alum
9013819	12.25 x 7.5	HM218210	HM212011	KIC 00133N	8 hole for steel
9513819	12.25 x 7.5	HM218210	HM212011	KIC 00133NIT	8 hole ABS for steel
9613819	12.25 x 7.5	HM218210	HM212011	KIC 00133LTN	8 hole ABS for Alum.

#### BRAKE DRUM BOLTS - Grade 8

Part No.	Thread	Under Head	REPLACES
NL5441	5/8-18	2	M2454
NL5442	3/4-16	2	Dayton 08-201500

Drum bolt kits contain  
five grade 8 bolts,  
nuts and washers.

#### LOCK NUTS - Plated, Grade 8

Part No.	Thread	Height	REPLACES
NL5412	5/8-18	9/16	M2457
NL5413	3/4-16	5/8	M2459

Kit Part No.      Thread      Bolt Length  
**NL5491 (E5972)**      3/4-16 UNF      2"

#### WASHER - SAE Standard Grade 8, Plated

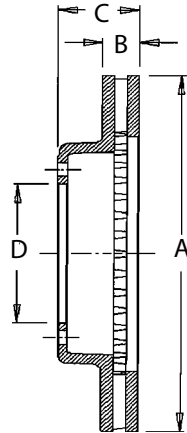
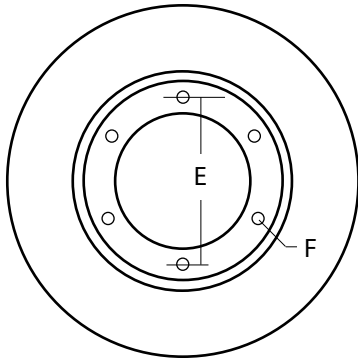
Part No.	Diameter	O.D.	REPLACES
NL5480	5/8	1 5/16	Dayton 08-201941
NL5481	3/4	1 1/2	E2545







**BRAKE ROTORS**



Part No. (Interchange)	Lbs.	A Overall Diameter	B Thickness	C Overall Depth	D Pilot Diameter	E Bolt Circle	F Bolt Holes Number	Size
23-123458-002 (E-11309)	44	15.38	1.54	3.40	6.00	7.25	10	.66
23-123485-002 (54103P)	37	15.38	1.44	3.40	6.00	7.25	10	.59
23-123486-002 (54102P)	36	14.93	1.34	3.81	5.22	6.75	5	.66
23-123489-002 (54301F)	46	15.39	1.53	3.40	6.00	7.25	10	.59
23-123550-009 (54773P-65)	36	15.00	1.44	3.21	6.00	7.25	10	.59
23-123552-009 (54771P-65)	36	15.00	1.44	4.44	6.00	7.25	10	.59
23-123557-009 (54775P-65)	51	15.38	1.53	3.40	6.00	7.25	10	.59
23-123572-009 (54770P-65)	37	15.00	1.44	3.50	5.40	6.75	6	.78
23-123573-009 (54769P-65)	38	15.00	1.44	3.50	5.40	6.75	5	.78

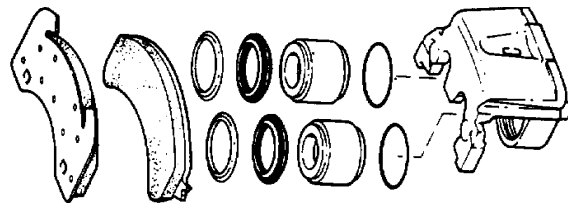
**BRAKE ROTOR APPLICATIONS**

Part No.	Application	Interchanges(B=Bendix, E=Euclid, G=Gunite, W=Webb)
23-123458-002		E=E-11309
23-123485-002	Ford Front Axles	E=E-11307
23-122486-002	GMC/Chevrolet Front Axles	B=141271, E=E-4229, G=D6054, W=54102P
23-123489-002	GMC/Chevrolet Front and Rear Axles	B=141272, E=E-4230, G=D6052, W=54301F-ABS
23-123550-009	Coated - ABS	E=E-11470, G=D6176M, W=54773P-65
23-123552-009	Navistar	E=E-12523, G=D6183M, W=54771P-65
23-123557-009	10 hole ABS	E=E-12524, W=54775P-65
23-123572-009	Navistar	B=141475, E=E-6115, G=D6194AM, W=54770P-65
23-123573-009	15"	B=141476, E=E-6114, G=n/a, W=54769P-65



## BRAKE CALIPERS

# Bendix



Calipers are hydraulically activated devices in a disc brake system mounted straddling the brake rotor discs. The caliper contains at least one piston and two brake pads. Hydraulic pressure on the piston(s) forces the pads against the rotor.



### NEW Bendix Caliper

**Part No. Description**

**55850ZOH** 2.88 Caliper Assembly, Double Piston, Casting # 4150844

### Bendix Caliper Repair Kits

**Part No. Description**

**H5664** Caliper Shim Kit

**H8203** Repair Kit for Calipers

### REMAN. LOADED BENDIX CALIPER

**Part No. Description**

**L55250PREM** L & R, Double Piston

### REMAN BENDIX CALIPERS

**Part No. Description**

**R55250** Reman Caliper, Double Piston, 2.88"

**R55251** Reman Caliper, Double Piston, 2.50"

**R55314** Reman Caliper, Double Piston, Casting # 4151733

**R55849** Reman Caliper, Double Piston, Casting # 4153269

**R55850** Reman Caliper, Double Piston, Casting # 4153222

### INTERCHANGES:

Bendix # L55250PREM = Eucid # E-4238X-VL

Bendix # R55250 = Eucid # E4238X

Bendix # R55251 = Eucid # E4244X

Bendix # R55849 = Eucid # E-11750-SL

Bendix # R55850 = Eucid # E-11756-SL



### REMAN. HALDEX SEMI-LOADED CALIPER

**Part No. Description**

**RH55250SX** Reman Caliper, Double Piston, 2.88, incl hrdwr





## TIMKEN BEARING MILEMATE® SETS

# TIMKEN®

## TIMKEN® MILEMATE™

Timken MileMate™ sets  
-the original matched  
wheel bearing sets -  
are designed to keep trucks up

and moving. When you use the original MileMate sets from Timken, you know you're getting bearing sets specifically designed for your application that meet or exceed the original equipment manufacturer's specifications.

*A MileMate™ set is a  
Timken® matched cup and  
cone conveniently packaged  
in a single box.  
Available for the most  
popular heavy-duty truck  
tapered roller bearings.*



<u>Part No.</u>	<u>Description</u>
<b>SET401T</b>	Milemate Bearing Set 580/572
<b>SET402T</b>	Milemate Bearing Set 582/572
<b>SET403T</b>	Milemate Bearing Set 594A/592A
<b>SET405T</b>	Milemate Bearing Set 663/653
<b>SET406T</b>	Milemate Bearing Set 3782/3720
<b>SET407T</b>	Milemate Bearing Set 28682/28622
<b>SET408T</b>	Milemate Bearing Set 39590/39520
<b>SET409T</b>	Milemate Bearing Set 45280/45220
<b>SET411T</b>	Milemate Bearing Set 47686/47620
<b>SET412T</b>	Milemate Bearing Set HM212047/HM212011
<b>SET413T</b>	Milemate Bearing Set HM212049/HM212011
<b>SET414T</b>	Milemate Bearing Set HM218248/HM218210
<b>SET415T</b>	Milemate Bearing Set HM518445/HM518410
<b>SET419T</b>	Milemate Bearing Set H715343/H715311
<b>SET420T</b>	Milemate Bearing Set H715345/H715311
<b>SET423T</b>	Milemate Bearing Set 6461A/6420
<b>SET424T</b>	Milemate Bearing Set 555S/552A
<b>SET425T</b>	Milemate Bearing Set 567/563
<b>SET426T</b>	Milemate Bearing Set 47679/47620
<b>SET427T</b>	Milemate Bearing Set NP899357/NP026773
<b>SET428T</b>	Milemate Bearing Set NP874005/NP435395
<b>SET429T</b>	Milemate Bearing Set NP034945/NP363298
<b>SET430T</b>	Milemate Bearing Set NP840302/NP053874
<b>SET431T</b>	Milemate Bearing Set NP965350/NP503727
<b>SET439T</b>	Milemate Bearing Set HM212049X/HM212011
<b>SET4T</b>	Milemate Bearing Set L44610/L44649
<b>SET6T</b>	Milemate Bearing Set LM67010/LM67048

## TIMKEN® MILEMATE™

# TIMKEN®





**WHEEL BEARINGS**



**STEMCO®**



<b>Part No.</b>	<b>Description</b>
FC572	Bearing Cup
FC580	Bearing Cone
FC592A	Bearing Cup
FC594A	Bearing Cone
FC653	Bearing Cup
FC663	Bearing Cone
63062RS	Pilot Bearing
FCHM212011	Bearing Cup
FCHM212049	Bearing Cone
FCHM218210	Bearing Cup
FCHM218248	Bearing Cone
FCHM518410	Bearing Cup
FCHM518445	Bearing Cone
FCSET413	212011/212049
FCSET414	218210/218248
FCSET415	518445/518410

**STEMCO SETS:**

<b>Part No.</b>	<b>Description</b>
A212011	Bearing Cup
A212049	Bearing Cone
A218210	Bearing Cup
A218248	Bearing Cone
A518445	Bearing Cone
A572	Bearing Cup
A580	Bearing Cone
A594A	Bearing Cone
A663	Bearing Cone
ASET049-011	Bearing Set HM212011/HM212049
ASET248-210	Bearing Set HM218210/HM218248
ASET3782-20	Bearing Set 3782 / 3720
ASET445-410	Bearing Set HM518410/HM518445
ASET580-72	Bearing Set K580 / K572
ASET594A-92A	Bearing Set K594A / K592A
ASET663-53	Bearing Set 663 / 653

<b>Part No.</b>	<b>Description</b>
02420T	Bearing Cup
14125AT	Bearing Cone
15123T	Bearing Cup
25520T	Bearing Cup
28622T	Bearing Cup
3720T	Bearing Cup
382AT	Bearing Cup
39520T	Bearing Cup
45220T	Bearing Cup
47620T	Bearing Cup
47686T	Bearing Cone
555ST	Bearing Cone
567T	Bearing Cone
575T	Bearing Cone
582T	Bearing Cone
593T	Bearing Cone
594T	Bearing Cone
6420T	Bearing Cup
653T	Bearing Cup
665AT	Bearing Cone
HM212011T	Bearing Cup
HM212047T	Bearing Cone
HM218210T	Bearing Cup
HH506310T	Bearing Cup
HM516410T	Bearing Cup
HM518410T	Bearing Cup
L68111T	Bearing Cup
LM67010T	Bearing Cup

**TIMKEN®**



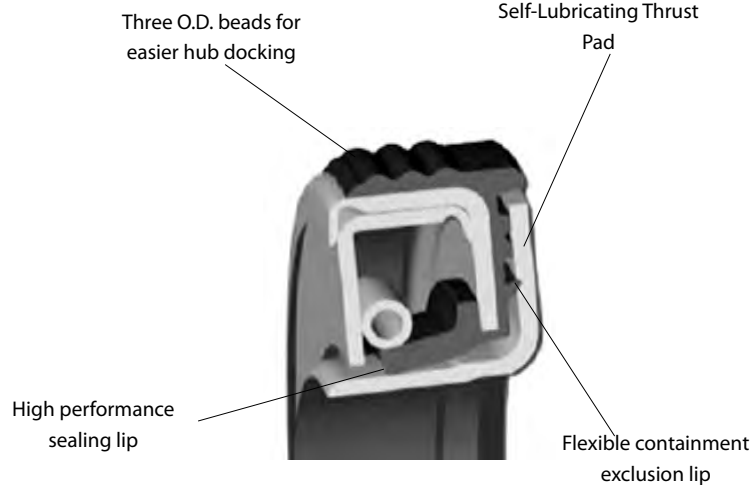
**TIMKEN®**



<b>Part No.</b>	<b>Description</b>
02475T	Bearing Cone
14276T	Bearing Cup
15245T	Bearing Cup
25580T	Bearing Cup
28682T	Bearing Cone
3782T	Bearing Cone
387AT	Bearing Cone
39590T	Bearing Cone
45280T	Bearing Cone
47679T	Bearing Cone
552AT	Bearing Cup
563T	Bearing Cup
572T	Bearing Cup
580T	Bearing Cone
592AT	Bearing Cup
594AT	Bearing Cone
598AT	Bearing Cone
6461AT	Bearing Cone
663T	Bearing Cone
T119	Thrust Bearing
HM212049T	Bearing Cone
HM212049XT	Bearing Cone
HM218248T	Bearing Cone
HH506348T	Bearing Cone
HM516449CT	Bearing Cone
HM518445T	Bearing Cone
L68149T	Bearing Cone
LM67048T	Bearing Cone



## STEMCO GUARDIAN HP SEAL



### Stemco Guardian HP Interchange

GUARDIAN® HP	STEMCO	SKF	SKF PLUS	SKF LONGLIFE	NATIONAL RED	NATIONAL GOLD	TRISEAL
<b>307-0713</b>	372-7098	40136	40133	40146	370036A	380036A	65261U
<b>307-0723</b>	372-7099	42623	42623	42631	370065A	380065A	65262U
<b>307-0743</b>	372-7097	46305	46304	46308	370025A	380025A	65060U
<b>308-0836</b>	382-8036	35066	35059	35102	370001A	380001A	65263U
<b>308-0864</b>	382-8064	43764	43763	N/A	370048A	380048A	65092U
<b>309-0903</b>	392-9094	45099	45097	45108	370022A	380022A	
<b>309-0904</b>	392-9112	42672	42671	N/A	370031A	380031A	65071U
	392-9130						
<b>309-0973</b>	392-9131	47697	47695	47693	370003A	380003A	65156U



#### Technologically Advanced Seal

Guardian® HP has been developed for extra protection and greater sealing with its high performance sealing lip and superior contamination exclusion. The rubber outer diameter allows for faster hub cleaning with less corrosion damage to the hub.

#### Single-Step, Error-Proof Installation

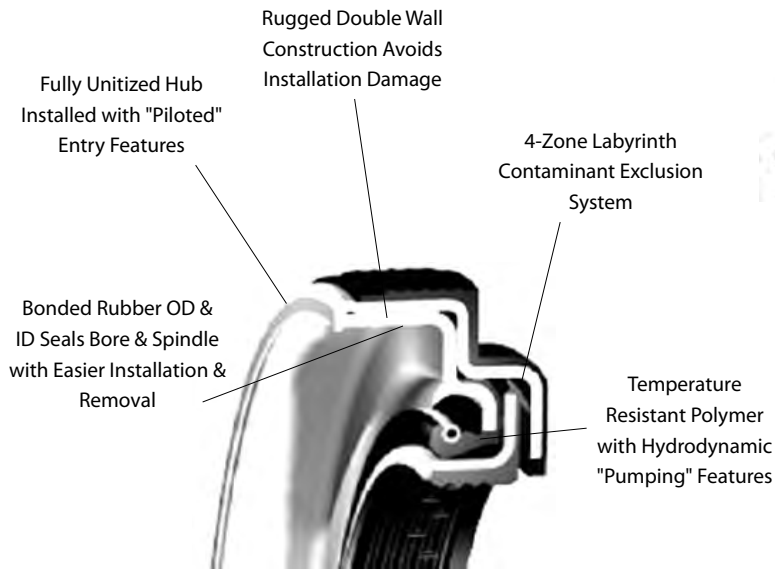
Installation right on the axle instead of the hub bore assures positive alignment every time with virtually error-proof installation. There's no tool impact on the seal causing damage or installation-related failures. Guardian® HP is easy to remove and service, with no bearings damaged during seal removal.

#### Trailer and Axle OEM Standard Seal

Guardian® HP is the OEM seal of choice in the heavy duty trailer industry with over 25 years of proven success. The enhanced seal features offer improved cost-per-mile performance in addition to simple, one-step axle installation.



## STEMCO VOYAGER SEAL CROSS REFERENCE



**STEMCO**<sup>®</sup>

**Voyager**<sup>®</sup>



### Voyager<sup>®</sup> Interchange

VOYAGER <sup>®</sup>	SKF	SKF PLUS	NATIONAL RED	NATIONAL GOLD	TRISEAL
373-0113	40136	40133	370036A	380036A	65261U
373-0123	42623	42622	370065A	380065A	65262U
373-0143	46305	46304	370025A	380025A	65060U
373-0144	43752	43754	370037A	N/A	65298U
373-0191	42624	N/A	370107A	N/A	N/A
383-0101	40086	40088	370066A	N/A	N/A
383-0136	35066	35059	370001A	380001A	65263U
383-0139	39988	39977	370033A	N/A	65294U
383-0153	44922	44919	370124A	N/A	65000U
383-0156	45103	45102	370131A	380131A	65078U
383-0164	43764	43763	370048A	380048A	65092U
383-0166	28758	N/A	370150A	N/A	N/A
383-0171	36358	36357	370011A	N/A	N/A
383-0175	N/A	23590	370199A	N/A	N/A
383-0176	N/A	29480	370211A	N/A	N/A
393-0103	45099	45097	370022A	380022A	N/A
393-0104	42672	42671	370031A	380031A	65071U
393-0112	38780	38779	370023A	380023A	65152U
393-0115	38750	N/A	370024A	N/A	N/A
393-0134	48690	N/A	370195A	N/A	N/A
393-0148	52658	N/A	370069A	380069A	65030U
393-0173	47697	47695	370003A	380003A	65156U

#### Simpler, Quicker Installations

The Voyager<sup>®</sup> seal features a bonded rubber OD and piloted entry ensuring an easy and square installation.

#### Reduce Premature Failures and Rework

The Voyager<sup>®</sup> seal utilizes a 4-zone labyrinth contaminant exclusion system.

#### Avoid Seal Damage Upon Installation

The Voyager<sup>®</sup> seal's thick wall steel construction allows positive hub installation without warping or bending the seal.

#### Increase Reliability through Superior Material and Design

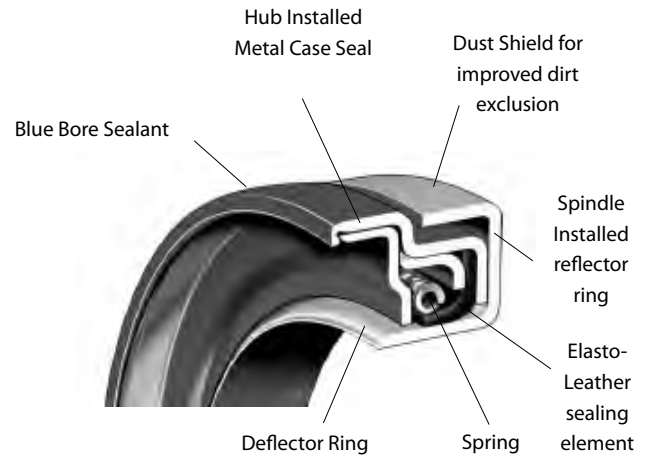
The temperature-resistant polymer with hydrodynamic "pumping" features keeps the lubricant where it is intended to be.

#### Eliminate "Pry-Bar" Removal and Adjacent Component Damage

#### Superior Contamination Resistance



## STEMCO GRIT GUARD



### STEMCO GRIT GUARD INTERCHANGE

GRIT GUARD®	SKF	SKF PLUS	NATIONAL	TRISEAL
<b>372-7095</b>	43753	43752	370037A	69599
<b>372-7097</b>	46305	46304	370025A (38)	69598
<b>372-7098</b>	40136	40133	370036A (38)	69597
<b>372-7099</b>	42623	42622	370065A (38)	69596
<b>392-9088</b>	45160	45158	370021A	69791
<b>392-9089</b>	52664	52658	370069A (38)	69781
<b>392-9094</b>	45099	45097	370022A (38)	70796
<b>392-9096</b>	43860	43861	370019A	69797
<b>392-9099</b>	38780	38779	370023A (38)	69794
<b>392-9112</b>	42672	42671	370031A (38)	69788
<b>392-9130</b>	42672	42671	370031A (38)	69788
<b>392-9131</b>	47697	47695	370003A (38)	69799
<b>392-9132</b>	47690	N/A	370005A	69757

#### Dirt Exclusion for Extended Seal Performance

A two-piece design, the Grit Guard® Seal features a spindle-installed deflector ring. This provides dirt exclusion for extended seal performance and insures a new surface for the sealing lip. The deflector ring can often repair a damaged or worn spindle shoulder.

#### Superior Quality Metal Case Seal

The hub-installed metal case seal provides a metal-to-metal continuous press fit between the seal and hub. In addition, a blue bore sealant is applied to the seal to prevent minor seepage between the seal and hub.

#### Flexible and Durable Elasto-Leather Seal

Grit Guard's Elasto-Leather sealing lip remains flexible and durable even while operating in the most grueling environments. Also, the lip rotates on the deflector ring for improved heat dissipation and less lip travel per wheel rotation.

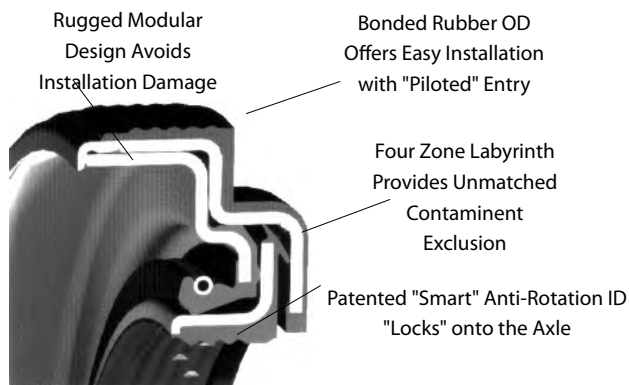
#### Weathering the Toughest Applications

Grit Guard® is available for the rugged, severe duty applications that other seals are not available for.



## STEMCO DISCOVER SEALS

Discover® Seals.  
Hub Installed. Unitized Design  
Minimizing Costs by Exceeding the Industries' Best.



DISCOVER®	SKF	SKF PLUS	SKF LONGLIFE	NATIONAL RED	NATIONAL GOLD	TRISEAL
373-0213	40136	40133	40146	370036A	380036A	65261U
373-0223	42623	42622	42631	370065A	380065A	65262U
373-0243	46305	46304	46308	370025A	380025A	65060U
383-0236	35066	35059	35102	370001A	380001A	65263U
383-0239	39988	39977	39990	370033A	N/A	65294U
383-0264	43764	43769	N/A	370048A	380048A	65092U
393-0203	45099	45097	45108	370022A	380022A	N/A
393-0204	42672	42671	N/A	370031A	380031A	65071U
393-0212	38780	38779	38783	370023A	380023A	65152U
393-0273	47697	47695	47693	370003A	380003A	65156U

### Increase the Performance Expectations of Wheel Ends

The Discover® seal features a high temperature elastomeric co-polymer sealing element.

### Maintain the Lubricant's Integrity to Lengthen the Life of the Seal

The premium sealing element is protected by a four-zone labyrinth to provide unmatched contaminant exclusion and performance.

### Have Complete Confidence During the Installation Stage

Discover® seal's piloted entry allows an easy and square installation every time.

Reduce Removal Time and Effort Without Special Tools or Adjacent Component Damage

The Discover® seal consists of a bonded, ribbed rubber OD and ID for easier removals, yet STEMCO's patented "SMART" anti-rotation features insure positive positioning and locking of the seal to the spindle.

## STEMCO PINION SEALS

Easy Installation / Repair Sleeves Not Required / Eliminate Yoke Wear / Repair "Grooved" Yokes  
Eliminate Leak Paths / Reduce Contamination Failures / Long-Life Performance.

Part #	Interchanges	Application	Tool#
429-0002	CR34822,34891 National 415991N	Mack Front (Input)	551-5360
429-0003	CR26373,26378 National 9773	Eaton 400 Rear Input	551-5001
429-0004	CR26200,26239 National 475003N	Eaton 400 Front Input	551-5003
429-0005	CR29865/7,30007 National 415281N	Meritor SQ100 Front	551-5004
429-0006	CR29292,29322 National 475012N	Eaton 402 Front Input	551-5002
429-0007	CR32385/397/410 National 416470N	Meritor R145/160 Ft	551-5006
429-0008	CR27295,27558 National 475322N	Mack Front	551-5007
429-0009	CR27542,27565 National 415272N	Mack Rear (Output)	551-5008
429-0010	CR30145,30153 National 100263	Meritor SQ100 Rear	551-5009
429-0011	CR32870 National 4544V	Meritor RT 180, 380	551-5011
429-0012	CR29528 Eaton Front & Rear	344, 404, 405, 454	551-5012







## SKF SCOTSEAL FAMILY INTERCHANGES



# SKF®



## SCOTSEAL® SCOTSEAL® PLUS XL

Proven as a standard in the heavy duty industry, SKF Scotseal units are available in a range of designs suited to the varying customer application requirements.

The range begins with the SKF Scotseal Classic for normal severity. For higher sealing demands SKF Scotseal Longlife and SKF Scotseal Plus XL are the designs of choice.

All use a fully enclosed cassette design (unitized design) with specially developed elastomer materials and multiple sealing lip geometries to provide excellent life and reliability in the operating conditions they are designed for.

### Features

- Unitized design (seal and wear sleeve supplied as a non-separable unit)
- Enhanced dirt exclusion
- Specially formulated elastomeric materials, compatible with mineral and synthetic lubricants
- Sizes for a number of the most common wheel hub/axle combinations
- Capability to retain oil or grease

### Benefits

- High fluid compatibility with oil additive packages
- Wide temperature ranges
- Long service life – increased reliability

# SKF®



## SKF SEALS

# SKF®



Scotseal Classic CR27438	Scotseal Plus XL CR28758 CR29480	National CR28820 CR31281	National 5 Star CR35000 CR35066	Stemco Guard G.G. Wheel Sets CR38750	Stemco (Seal w/Ring) CR38776	Stemco Voyager CR39988 w/CR456301 CR40086 CR40136 CR42623 CR42672 CR43752 CR43764 CR45099 CR45103 CR45160 CR46305 CR47697 CR47699 CR48690	TRISAL
--	--	--	--	--	--	382-8016--	
CR28758	CR28759 CR29480	370150A 370211A	-	308-0866	(2164/1008)	383-0166	-
CR28820	--	--	--	--	--	--	--
CR31281	-	-	-	-	-	-	-
CR35000	CR34994	370169A	-	392-9036	(2057/1063)	-	-
CR35066	CR35058	370001A	380001A	308-0836 382-8036	(2702/1702) (2036/1036)	383-0136	65263U
CR38750	-	370024A	-	309-0915 392-9099 309-0912	(2102/1091) (2102/1501) (2707/1707)	393-0115	-
CR38780	CR38776	370023A	380023A	392-9099	(2102/1501) (2102/1091)	393-0112	65152U
CR39988 w/CR456301	CR39979 w/CR456301	370033A w/AR-12	-	382-8039 382-8023	(2039/1038) (2039/1011)	383-0139	65294U
CR40086	CR40091	370066A	-	382-8001	(2086/1013) (2704/1704)	383-0101	-
CR40136	CR40129	370349A 370036A	380036A	307-0713 372-7098	(2109/1507) (2109/1013) (2023/1503)	373-0113	65261U
CR42623	CR42627	376590A 370065A	380065A 385690A	307-0723 372-7099	(2705/1705) (2023/1023)	373-0123	65262U
CR42672	CR42673	370031A	380031A	309-0904 392-9090	(2718/1705) (2213/1515) (2709/1709)	393-0104	65071U
CR43752	CR43754	370338A 370037A	-	307-0744 372-7095	(2118/1510) (2118/1037)	373-0144	65298U
CR43764	CR43761	370182A 370048A	380048A	308-0864 382-8064	(2711/1711) (2137/1037)	383-0164	65092U
CR45099	CR45093	370022A	380022A	392-9094	(2129/1511) (2129/1093)	393-0103	--
CR45103	CR45095	370131A	380131A	308-0855 308-0856 382-8056 309-0964	(2710/1710) (2710/1706) (2199/1093) (2712/1712)	383-0156	65078U
CR45160	CR45157	370021A	-	392-9088	(2113/1517) (2113/1093) (2710/1701)	-	65172U
CR46305	CR46300	370025A	380025A	307-0743 372-7097 309-0973	(2110/1504) (2110/1048) (2703/1703)	373-0143	65060U
CR47697	CR47692	370003A	380003A	392-9098	(2106/1502) (2106/1111)	393-0173	65156U
CR47699	-	370006A	380003A	309-0970	-	392-9087	-
CR48690	-	370195A	-	392-9034	-	393-0134	-

\*Guard - (Guardian / G.G. - (Grit Guard)

# SKF®



## NATIONAL SEALS

•**National® Oil Seals** delivers premium-quality, no-compromise solutions for every wheel end repair.

•Engineered for performance, these seals provide the ideal combination of technology and coverage to meet O.E. configurations for virtually all applications.

# National®



•Featuring exclusive **National® Dynamic Edge® technology**, a patent-pending innovation on 37-series seals that deflects contaminants from the seal and other wheel-end components.

Part No.	Description	SKF Cross	Stemco Cross
<b>370001A</b>	37 Series Oil Seal	35058, 35066	308-0836, 382-8036
<b>370003A</b>	37 Series Oil Seal	47692, 47697	392-9131, 393-0273
<b>370005A</b>	37 Series Oil Seal	48002	309-0960, 392-9132
<b>370014A</b>	37 Series Oil Seal	31281	-
<b>370021A</b>	37 Series Oil Seal	45160	392-9088
<b>370022A</b>	37 Series Oil Seal	45093, 45099	392-9094, 393-0104
<b>370023A</b>	37 Series Oil Seal	38776, 38780	309-0912, 392-9099
<b>370025A</b>	37 Series Oil Seal	46300, 46305	372-7097, 373-0143
<b>370031A</b>	37 Series Oil Seal	42672, 42673	392-9112, 393-0104
<b>370036A</b>	37 Series Oil Seal	40129, 40136	307-0713, 372-7098
<b>370037A</b>	37 Series Oil Seal	43752, 43753	307-0744
<b>370047A</b>	37 Series Oil Seal	34384, 34386, 34387	309-0935
<b>370048A</b>	37 Series Oil Seal	43761, 43764	382-8064, 308-0864
<b>370065A</b>	37 Series Oil Seal	42623, 42627	372-0223, 372-7099
<b>370120A</b>	37 Series Oil Seal	55177	392-9053
<b>370131A</b>	37 Series Oil Seal	45103	382-8056, 383-0156
<b>370132A</b>	37 Series Oil Seal	34971, 34975	382-8063, 308-0863
<b>370150A</b>	37 Series Oil Seal	28758, 28759	308-0866, 382-8066
<b>370169A</b>	37 Series Oil Seal	34994	392-9036
<b>370182A</b>	37 Series Oil Seal	43761, 43764	382-8063 383-0164
<b>370199A</b>	37 Series Oil Seal	23590	383-0175
<b>370211A</b>	37 Series Oil Seal	29480	383-0176
<b>370212A</b>			
<b>370219A</b>	37 Series Oil Seal	-	-
<b>376590A</b>	37 Series Oil Seal	42623, 42627	-



### National Teflon Oil Seals

Part No.	Description	SKF Cross (Scotseal XL)	Stemco Cross
<b>380001A</b>	38 Series Oil Seal	35058	382-8036, 308-0836
<b>380003A</b>	38 Series Oil Seal	47692	392-9131, 309-0973
<b>380022A</b>	38 Series Oil Seal	45093	392-9094, 309-0903
<b>380023A</b>	38 Series Oil Seal	38776	392-9099
<b>380025A</b>	38 Series Oil Seal	46300	372-7097, 307-0743
<b>380031A</b>	38 Series Oil Seal	42673	392-9112, 309-0904
<b>380036A</b>	38 Series Oil Seal	40129	372-7098, 372-7003, 392-9032
<b>380048A</b>	38 Series Oil Seal	43761	308-0864
<b>380065A</b>	38 Series Oil Seal	42627	372-7099, 307-0723



## TRISEAL SEALS

# TRISEAL MVP LEATHER SERIES



## FEATURES

1. Lay down polymer impregnated leather lip performs better in difficult and harsh conditions. (-65°F, -55°C / 170°F, 77°C)
2. Oversized double-walled, reinforced metal OD, and galvanized inner and outer cases.
3. Additional corrosion proof contaminant exclusion wiper.
4. Standard service and HD Severe Service sleeves available.
5. Designed for installation with commercial grade tools and patented Insta-Tool® disposable tools.
6. Meets or exceeds performance and warranty features of Stemco's Grit Guard series.



## BENEFITS

1. Outperforms nitrile seals in cold and contaminated environments. Performs well with all natural & synthetic oils and greases. Embeddable seal lip absorbs grit.
2. Oversized metal OD directs heat transfer away from lip into the hub bore. Galvanized inner and outer cases are corrosion proof and coated with black bore sealant.
3. Additional contaminant wiper— a value added feature not offered by competitive models.
4. Severe Service sleeve protects the hub from damage during seal removal and provides a new running surface for worn or damaged axle spindles.
5. Seal and Sleeves are compatible with competitor's 2-piece installation tools. Insta-Tool® is perfect for DIYs, service trucks, and small fleets.

## TRISEAL MVP SEALS

Part No.	Application	SKF Cross	Stemco Cross	National
65071	Mack drive - Unitized	42672	309-0904	370031A
65060U	Trailer seal - Unitized	46305	307-0743	370025A
65156U	Drive axle - Unitized	47697	309-0973	370003A
65262U	Trailer seal - Unitized	42623	307-0723	370065A
65263U	Steer axle - Unitized	35066	308-0836	370001A
65556	Drive axle - Premium (Hand Install)	47691	309-0973	370003A
65560	Trailer axle - Premium (Hand Install)	46300	307-0743	370025A
65562	Trailer axle - Premium (Hand Install)	42627	307-0723	370065A
65563	Steer axle - Premium (Hand Install)	43761	308-0836	370001A
70596	Trailer axle - Leather	42623	372-7099	370065A
70598	Trailer seal - Leather	46305	372-7097	370025A
70799	Drive axle - Leather	42697	392-9131	370003A





**STEMCO HUB CAP PREFIXES FOR TYPES OF HUBCAPS**

PreFix	Description
<b>340/300</b>	Standard cast aluminum without side fill
<b>342-</b>	Cast aluminum dirt exclusion grease.
<b>343/303</b>	Cast aluminum with side fill and red plug.
<b>347-</b>	Cast aluminum with hub mounting hole and vent
<b>348-</b>	Cast aluminum Sentinel® oil with side fill.
<b>349-</b>	Cast aluminum Sentinel® grease without side fill.
<b>352-</b>	Cast aluminum with solid top, grease without side fill.
<b>356-</b>	Integrated Sentinel® hub cap, oil.
<b>358-</b>	Integrated Sentinel® hub cap, grease.
<b>368-</b>	Defender™ hub cap, composite.



**STEMCO POPULAR HUB CAPS LISTING (WE STOCK MANY MORE!)**

Part No.	Description
<b>300-4009</b>	Standard 6 hole hub cap without oil port.
<b>340-4013</b>	Standard 5 hole hub cap without oil port.
<b>340-4019</b>	Standard 3 hole hub cap without oil port.
<b>340-4024</b>	6 hole hub cap w/o oil port, 3.5id, 5.25od
<b>340-4075</b>	Screw on hub cap.
<b>340-4095</b>	6 hole hub cap w/o oil port, 4.56id, 6.19od
<b>340-4195</b>	6 hole hub cap w/o oil port, 5.44id, 7.5od
<b>340-4370</b>	6 hole PSI for grease. 5.5" bolt centers
<b>340-4372</b>	6 hole PSI for grease. 6.5" bolt centers
<b>340-4975</b>	6 hole screw on.
<b>340-5096</b>	6 hole for grease, steel, vented.

Part No.	Description
<b>303-4009</b>	Standard 6 hole hub cap with oil port.
<b>343-4013</b>	Standard 5 hole hub cap with oil port.
<b>343-4019</b>	Standard 3 hole hub cap with oil port.
<b>343-4024</b>	6 hole hub cap with oil port, 3.5id, 5.25od
<b>343-4195</b>	6 hole hub cap with oil port, 5.44id, 7.5od
<b>343-4249</b>	6 hole hub cap with oil port, 4.44id, 5.19od
<b>343-4370</b>	6 hole PSI for oil. 5.5" bolt centers
<b>343-4372</b>	6 hole PSI for oil. 6.75" bolt centers

<b>348-4009</b>	Sentinel® 6 hole for oil, 5.5" bolt circle.
<b>349-4009</b>	Sentinel® 6 hole for grease, 5.5" bolt circle.

<b>342-4009</b>	6 hole, dirt exclusion, with gasket.
<b>342-4195</b>	6 hole, dirt exclusion, for grease.

<b>352-4009</b>	Grease 6 hole hub cap, 5.5 b.c., vented.
<b>352-4195</b>	Grease 6 hole hub cap, 6.75 b.c vented.



**300-4009**  
6 hole cap  
w/o oil port



**340-4075**  
Screw on  
cap



**340-5096**  
Stemco Vented  
Steel Cap



**342-4009**  
6 hole dirt  
exclusion



**348-4009**  
Sentinel®  
6 hole for oil



**352-4195**  
6 hole grease  
alum cap

**STEMCO SENTINEL® POPULAR HUBCAPS**

Sentinel® Hub Caps provide a tamper-proof hub cap system for maximum protection and maintenance-free performance. The **Integrated Sentinel®** Hub Cap is a tamper-proof hubcap that integrates the Sentinel features into the window with few components and greater wheel end visibility. **The Defender™** composite hubcap is ultra-durable, corrosion free, available with Sentinel technology.



Part No.	Description
<b>348-4009</b>	6 hole, 5.5" bolt circle, oil.
<b>349-4009</b>	6 hole, 5.5" bolt circle, grease.
<b>Integrated Sentinel®</b>	
<b>356-4009</b>	6 hole, 5.5" bolt circle, oil.
<b>358-4009</b>	6 hole, 5.5" bolt circle, grease.
<b>358-4195</b>	6 hole, 6.75" bolt circle, grease.
<b>Defender Sentinel®:</b>	
<b>368-4009</b>	6 hole, 5.5" bolt circle, grease.
<b>368-4195</b>	6 hole, 6.75" bolt circle, grease.

**Sentinel ESP™ Extended Service Hubcap Plug**  
Fits all other Stemco caps using 359-5990 plug.  
**Part No. 359-6125**



**Sentinel Drive Axle Plug**  
**Part No. 359-6137**





**STEMCO HUBCAP COMPONENT PARTS**

Window Diameter	Window	Gasket	Window Ring	Window Ring Gasket	Vent Plug	Screw Set of 6	Window Kit <sup>1</sup>
2-3/4	359-5983	359-5996	359-5997 <sup>3</sup>	359-3136	359-5990 <sup>4</sup>	359-6032	<b>359-5999</b>
3-1/2	359-5994	359-5991	359-5992	359-3127	359-5990 <sup>4</sup>	359-6032	<b>359-5995</b>
3-1/2	359-5981 <sup>5</sup>	359-5991	359-5992	359-3127	None	359-6032	359-6117
4-3/8	359-5918	359-5968	359-5970	359-3137	<b>359-5915</b>	359-6032 <sup>7</sup>	<b>359-5912</b>
3-1/2	359-6049 <sup>6</sup>	359-5991	359-5992	359-3137	<b>359-5915</b>	359-6032	359-6100 <sup>6</sup>

**TYPICAL 2-3/4" AND 3-1/2" WINDOW COMPONENT PARTS**

<sup>1</sup>Window kit consists of: window, gasket, window ring, gasket and vent plug.



<sup>2</sup>Magnetic pipe plug part number 359-5984

<sup>3</sup>5 hole window ring.

<sup>4</sup>Blue vent plug part number 359-5930

<sup>5</sup>Window for mounting Argo, Stemco and Veeder-Root hub-odometers. Be sure hub cap has pipe plug filler before mounting.

<sup>6</sup>Window with recessed vent plug.  
<sup>7</sup>Two sets required. Gasket for 34x-4195 is 330-3118.



**TYPICAL 4-3/8" WINDOW COMPONENT PARTS**

**GASKET LISTING:**

Part No.	Description
<b>330-3009</b>	6 hole, for 340-4009
<b>330-3013</b>	5 hole, for 340-4013
<b>330-3019</b>	3 hole, for 340-4019
<b>330-3024</b>	6 hole, for 340-4024
<b>330-3067</b>	12 hole Universal, 5.5" bolt circle.
<b>330-3107</b>	8 hole, for 340-4305
<b>330-3118</b>	6 hole, for 340-4195



**Part No. 359-6140**  
Window Kit for PSI oil hubcap



**Part No. 359-6095**  
Window Kit for Dirt Exclusion Grease Hubcap



**Large Blue Vent Plug Part No. 359-5930**



**Part No. 359-6117**  
Window Kit for Hubodometer



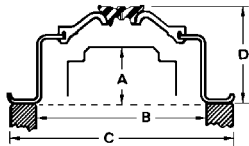
**SKF HUBCAPS****SKF HUBCAP SPECIFICATIONS**

To determine the correct hubcap for mounting, count the number of mounting holes, measure diameter of bolts, measure bolt circle (select 2 holes opposite each other and measure from the center of one bolt hole to the center of the one opposite).

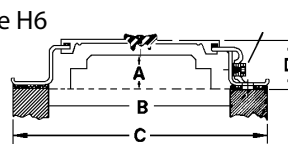
**SKF®**

Hubcap Kit no.	Bolt Circle	Bolt Holes	Hole Size	Max Axle Ext (A)	I.D. (B)	O.D. (C)	Height (D)	Type	Hubcap Gasket no.	Hubcap Plug no.
<b>CR1343</b>	5.500	6	.349	1.703	4.420	6.250	2.161	TP1	<b>CR453795</b>	--
<b>CR1399</b>	6.750	6	.349	2.805	5.662	7.500	3.455	TP1	<b>CR450799</b>	--
<b>CR1612</b>	4.500	6	.349	1.586	3.500	6.250	2.609	TF8	<b>CR453869</b>	<b>CR453807</b>
<b>CR1613</b>	5.500	6	.349	5.500	1.586	6.250	1.643	TF1	<b>CR453795</b>	<b>CR453979</b>
<b>CR1643</b>	5.500	6	.349	1.730	4.440	6.250	2.469	TF8	<b>CR453795</b>	<b>CR450434</b>
<b>CR1644</b>	5.500	6	.349	1.730	4.440	6.250	2.469	TF8	<b>CR453795</b>	<b>CR453807</b>
<b>CR1696</b>	6.750	6	.349	2.887	5.625	7.500	3.688	TF8	<b>CR450799</b>	<b>CR450434</b>
<b>CR1703</b>	5.562	6	.313	1.625	4.540	6.625	1.837	H6	<b>CR450781</b>	<b>CR453813</b>
<b>CR1743</b>	5.500	6	.313	1.742	4.525	6.313	2.683	H3	<b>CR453795</b>	<b>CR450434</b>
<b>CR1788</b>	5.500	6	.313	1.485	4.540	6.625	1.702	H6	<b>CR450788</b>	<b>CR453813</b>
<b>CR1796</b>	6.750	6	.349	2.887	5.645	7.500	3.688	TF8	<b>CR453799</b>	<b>CR450434</b>
<b>CR1996</b>	5.500	6	.349	2.805	5.627	7.500	3.650	TF5	<b>CR453795</b>	--

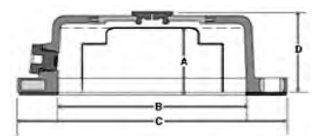
Type H3



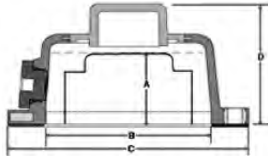
Type H6



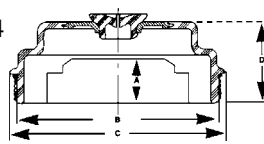
Type TF1



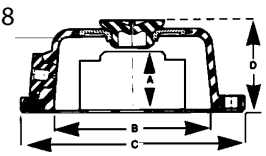
Type TF3



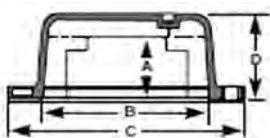
Type TF4



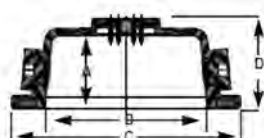
Type TF8



Type TP1



Type TF5



Combining sophisticated design and a body manufactured from DuPont's Zytel®, **SKF** TF Hubcaps resist impact damage, weather, chemicals, road salt, UV radiation, and ozone.

The various styles of **SKF** hubcaps – oil-bath, grease-packed designs, stamped steel, tamper-proof, Lexan® and PSI – are compatible with all popular lubricants, including the latest synthetics. And TF hubcaps are approved by all major OE truck and trailer manufacturers, with a growing number installing them as standard equipment.

**SKF®**



**HUBCAPS & ACCESSORIES**

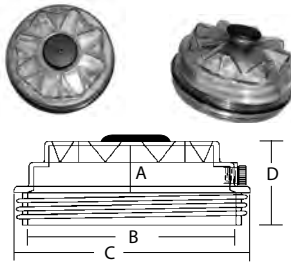
**HU009A**



**National®**

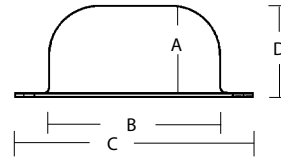
Each hub cap is packed with a premium Fel-Pro flange gasket that's engineered to prevent contamination of hub lubricants and provide protection for bearings and seals. These Fel-Pro gaskets feature a nonstick coating, which makes installation hassle-free and ensures superior sealing.

**NL1568**



**Screw-on Lexan Hub Cap** Comes with plug and ring. Similar to Propar hubcap. Interchanges to E-4075.

**NL1013**  
Steel Cap  
(Unvented)



**Grease Steel Hub Cap** for standard trailer applications where grease is needed. Specs Below.

Hubcap Part No.	Bolt Circle	Bolt Holes	Bolt Size	I.D. (A)	O.D. (B)	Height (D)	Gasket	Oil Port Plug	Vent Plug
HU009A	5.500	6	.313	2.531	4.375	2.531	61009	No	B-300
NL1013	5.500	6	.313	2.25	4.563	2.313	61009	No	No
NL1568	Threaded	6.25"X8	OD Threads	2.156	5.813	6.500	401265	401471	401237V

National Hubcap plug  
**Part No. B300**



**Universal Gasket**  
Multi-hole pattern makes this gasket very versatile!  
**Part No. 401526**



**6-hole Gasket**  
**Part No. 61009**  
Formerly Part Number 1011028



**Vent Plug**  
For NL1568 and other plastic caps. Black.  
**Part No. 401237V**



**O Ring**  
For NL1568 and other screw-on caps. 6" ID x 6-3/8" OD  
**Part No. 401265**



**Vent Plug**  
Standard Size (.030/.040) Red.  
**Part No. 401199**




**Hub Cap Bolt**  
5/16-18x3/4 Trim Hex.  
**Part No. 1010125**







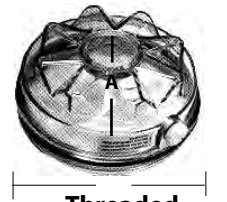
**HUBODOMETER HUB CAPS AND BRACKETS**



**Bolt On**

Clear Lexan, with gasket. Includes steel reinforcing ring. Pipe plug included.

**Window Kit for Hubodometer**  
Part No. 359-6095



**Threaded**

Screw-on cap. 6<sup>1/4</sup>" X 8 external thread, with oil port plug. Complete with O-ring.

Hubcap Part No.	Bolt Circle	Bolt Holes	Bolt Size	I.D. (A)	O.D. (B)	Height (C)	Gasket (D)	Oil Port Plug
NL1554	Threaded	6.25"X8	OD Threads	2.156	5.813	6.500	3.125	401265 401471
<b>Alum Bolt on Part No.</b>	<b>Bolt Circle</b>	<b>Bolt Holes</b>	<b>Bolt Size</b>	<b>I.D. (A)</b>	<b>O.D. (B)</b>	<b>Height (C)</b>	<b>Gasket (D)</b>	<b>Oil Port Plug</b>
347-4009	5 <sup>1/2</sup>	6	5/16	2 <sup>11/16</sup>	1 <sup>15/16</sup>	4 <sup>3/8</sup>	6 <sup>1/4</sup>	641-0005 401273
347-4075			Pro-Par screw-on cap 6.25 x 8					330-3077
<b>Lexan Bolt On Part No.</b>								
640-0001	5 <sup>1/2</sup>	6	5/16	2 <sup>11/16</sup>	1 <sup>15/16</sup>	4 <sup>3/8</sup>	6 <sup>1/4</sup>	641-0005 401273
640-0003			Pro-Par screw-on cap 6.25 x 8					330-3077



**STEMCO HUBODOMETERS**

**Guaranteed Over-Life-of-Tire Accuracy  
Backed by 500,000-Mile Warranty**

**DATATRAC™ ELECTRONIC HUBODOMETER**  
Programmable for any tire size.  
Part No. 600-9999  
(Programmer Part No. 801-6000)



Part Number	RPM	Typical Tire Size
650-0532	486	11.00-20
650-0539	504	10.00-20
650-0587	480	10.00-22 / 11-24.5
650-0598	500	10.00-20 / 11-22.5
650-0601	504	10.00R20 / 11R22.5
650-0605	513	11R22.5
650-0608	520	295 / 75R22.5
650-0610	522	10-22.5 / 10R22.5
650-0613	532	1295/75R22.5
650-0626	570	255/70R22.5 std.
650-0677	693	215/85R16



Mounted with 347-series Hubo Hubcap

Mounted with 640-series Hubo Hubcap

Mounted with 610-series Hubo Bracket

**Popular Hubodometer Brackets**

Part Number	Bolt Circle Diameter	Stud Size	Height
610-0006	7	5/8	1 <sup>11/16</sup>
610-0007	7	3/4	1 <sup>11/16</sup>
610-0011	5 <sup>1/4</sup> -7 <sup>3/4</sup>	1/2	1 <sup>3/4</sup>
610-0024	5 <sup>1/2</sup>	5/19-18 Thrd	4 <sup>1/2</sup>
610-0028	5 <sup>1/2</sup>	3 legs - fits 4009	Sent & PSI
610-0065	5 <sup>1/2</sup>	5/16	3 <sup>1/2</sup>
610-0084	6 <sup>3/4</sup>	5/16	5



**VEEDER-ROOT HUBODOMETERS**

**VEEDER-ROOT**  
**Vehicle Products**



DIVISION OF DANAHER CONTROLS



**Don't know what kind of tire, or can't find a listing?**

Follow these simple steps for determining the hub-odometer you need:

1. Measure from ground to center of hub.  
 Try to be as accurate as possible.
2. Double this measurement (to get diameter).
3. Multiply by 3.1428. (Pi.) This will give you the circumference of the tire in inches.
4. Divide by 12. (to get feet)
5. Divide result into 5,280.

...This will give you the number of Revolutions Per Mile!!

Ratio (Face Plate Markings)	Miles Part Number	Kilometers Part Number
475:1	<b>777717-475</b>	777727-475
490:1	<b>777717-490</b>	
494:1	<b>777717-494</b>	
500:1	<b>777717-500</b>	777727-500
510:1	<b>777717-510</b>	
5141/2:1	<b>777717-514</b>	777727-514
520:1	<b>777717-520</b>	
525:1	<b>777717-525</b>	
572:1	<b>777717-572</b>	
676:1	<b>777717-676</b>	

- 300,000 mile warranty
- American made since 1895

Performance when it counts!



Bracket - mounts over trailer hubcap.  
 5/16 bolt, 5.5x3.5.

**Part No. 325614-012**



- Replace your inventory with just one number!
- Programmable with tool included. Simple!
- Zinc, diecast.
- Error Free Display.
- Separate Trip, and Lifetime totals.
- Miles or Kilometers
- 5 year warranty - no mileage limitation.
- Security features include serial # viewing
- Only one moving part for increased reliability!



**Electronic Hubodometer**

One Model for any tire ever made...Or ever will be made!

**Part No. RT1000-000**





## MERITOR TIRE INFLATION SYSTEM (MTIS) BY PSI™



### How MTIS PSI Works.

Air from the trailer air supply is routed to a central control box, then into each axle. The axles act as conduits to carry air through a rotary union assembly, which distributes air to each tire, as needed.



### MTIS Features and Benefits:

#### Extends tire life

- Federal Motor Carrier Safety Administration (FMCSA) and U.S. Environmental Protection Agency (EPA) studies show a 10 percent longer tire life with tire inflation systems.
- Underinflation negatively affects both new tires and retreads.
- Continuous inflation prevents early retreading – reduces overall fleet tire costs.
- Helps preserve tire casing for maximum retreading.

#### Increases fuel economy

- Proper tire pressure means better fuel economy.
- Proven 1.4 percent average improvement in fuel economy per vehicle based on a Federal Motor Carrier Safety Administration (FMCSA) real-world study on tire inflation system.s

#### Decreases fleet maintenance costs

- Less time spent on manual pressure checking and filling.
- Longer intervals between retreads.

#### Improves safety

- Prevents underinflation, which is the leading cause of tire blowouts.
- Reduces the risk of road accidents caused by underinflation.
- Delivers real-time warnings of tire issues.

#### Reduces roadside assistance calls

- In most cases, it keeps tires inflated until the driver reaches a maintenance location, which reduces service calls and unplanned downtime.
- Reduces blowouts.

#### Provides over-the-road pressure maintenance.



#### Part Number: 3196522

MTIS Retro Kit: For tapered spindle tandem axle.(TN/TQ)

#### Kit contains:

- 1 Control box with lid
- 1 Control box bracket
- Bulk Air tubing
- Bulk Electrical cable
- Bulk Nylon tie straps
- 1 Trailer light with hardware
- 4 Through-tees with flappers and shields
- Stators
- 4 Press plugs with adhesive and towlettes
- 4 Flex hoses for inside tire
- 4 Flex hoses for outside tire
- 1 Pressure protection valve
- 1 Miscellaneous fitting and hardware kit

#### Part Number: 3197522

MTIS Retro Kit:

For straight spindle (TP/TB) tandem axle. Also available.



# MERITOR



#### Part Number: 3108200

Control Box Assembly

#### Part Number: 3108328

Lid for control box.  
Includes screws and gasket



**MERITOR TIRE INFLATION SYSTEM (MTIS) COMPONENTS BY PSI™**



**Part Number: 3136300**  
Short Flex Hose Assembly  
(Outside tire) 13.50" overall.  
For wheels larger than 17.50"



**Part Number: 3131703**  
Brass Thru-Tee Assembly  
with Tee vent and shield.  
Stainless steel tube.  
For dual tire applications.  
3.50" tube length  
**Part Number: 3131704**  
SAME AS ABOVE  
6.25" tube length.

**Part Number: 3137300**  
Long Flex Hose Assembly  
(Inside tire) 17" overall length.  
For wheels larger than 17.50".  
Also for use with  
Super Single tires.



**Part Number: 3131700S**  
Brass Thru-Tee Assembly  
with Tee vent and shield.  
Stainless steel tube.  
For super single tire  
applications.  
4.25" tube length

**Part Number: 3137400**  
Flex Hose Assembly  
12.50" overall length.  
For wheels 17.50" or smaller.  
Also for use with  
Super Single tires.

**Part Number: 3131703S**  
SAME with 3.50" tube length  
**Part Number: 3131704S**  
SAME with 6.25" tube length

**Part Number: 3131421**  
Stator & Filter assembly  
1/4" NPT, threads into  
spindle plug.



**Part Number: 3220201A**  
1.75 press/spindle plug kit with  
O-ring. Includes adhesive.  
Used in TN/TQ applications.



**Number: 3126314**  
PSI Light

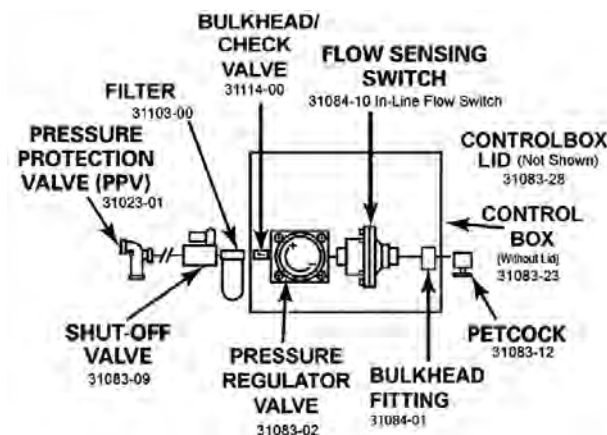


**Part Number: 3218401A**  
2.75 press/spindle plug kit with  
O-ring. Includes adhesive.  
Used in TP/TB applications.

**Part Number: 3102301**  
Primary Pressure Protection  
Valve Assembly



**Part Number: H220002**  
ThermALERT thermal plug  
kit, includes gasket.



**Part Number: 3108410**  
Control Box Flow Sensing  
Switch- In-Line.  
ThermALERT ready.  
Color: Gray. (Replaces  
31084-03 which cannot be  
used on ThermALERT systems)



**Part Number: 3110300**  
Control box  
self-draining filter





# HENDRICKSON TIREMAX™



**Part Number: VS-29003-1**  
Hose Assembly, straight, 16.5",  
Duals, EC-CP, wheels bigger than 17".

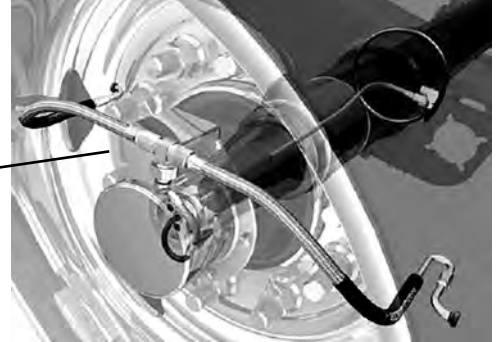
**Part Number: VS-29004-2**  
Hose Assembly, 180°, 15",  
Duals, EC-CP, wheels bigger than 19.5".

**Part Number: VS-29854**  
T-fitting, with internal check valve.  
For dual tires.

**Part Number: VS32056-1**  
Hub cap. Oil. Tiremax PRO-HP.  
Dual /Super Single Wheels.  
Includes hubcap/gasket/fasteners.

**Part Number: VS-32068-3**  
Hub cap. CP-HN. Grease.  
Dual /Super Single Wheels.  
Includes hubcap/gasket/fasteners.

**Part Number: VS-5085D-1**  
EC to CP Retrofit Kit. 85 PSI Dual with  
CP wiring adaptor plug.



**Part Number: VS-31503-1**  
Hose Assembly, straight, 16.5",  
Dual wheels 22.5 or 24.5, for PRO-CP, .


**Part Number: VS-31503-2**  
Hose Assembly, straight, 14.5",  
Dual wheels 17" to 19.5", for PRO-CP, .

**Part Number: VS-31503-3**  
Hose Assembly, straight, 11.8",  
Super single aluminum wheels 22.5",  
for PRO-CP, .

**Part Number: VS-31504-1**  
Hose Assembly, 180°, 11.3",  
Dual wheels 17" to 19.5", or Super  
Single 22.5", for PRO-CP, .

**Part Number: VS-31504-2**  
Hose Assembly, 180°, 12.5",  
Dual wheels 22.5" or 24.5", for PRO-CP, .

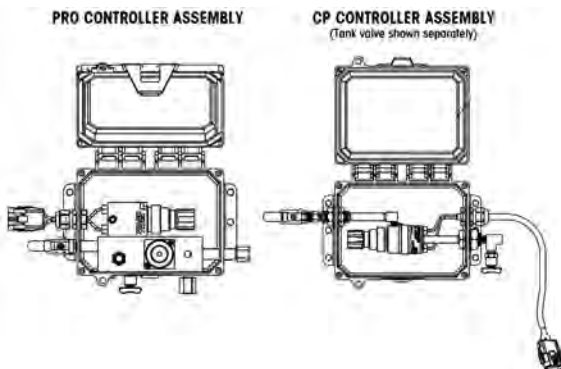
ITEM	DESCRIPTION	QTY. PER TANDEM	NOTE
1	EC to CP Retrofit Kit	1	



Example: Conversion Kit Part Number VS-5100S-1 is 100 psi for Super Single with CP Wiring Adaptor Plug.

Model	PSI Range
TIREMAX EC	70 to 130

Offered in 5 psi increments.





## CHART FOR PROPERLY MATCHING TRUCK TIRES TO RIMS/WHEELS

TIRE SIZE <sup>(1)</sup>	APPROVED RIM CONTOURS <sup>(2)</sup>
<b>LIGHT TRUCKS</b>	
6.50 * 16LT	4½K, 4.50E, 5K, 6K, 6L
7.50 * 16LT	5.50F (SDC), 6K, 6L, 6½L, 7L
LT225/75 * 16	6J, 6½J, 6K, 6½K, 6½L, 7J, 7K, 7L
LT245/75 * 16	6½J, 6½K, 6½L, 7J, 7K, 7L, 7½J, 8J
LT265/75 * 16	7J, 7K, 7L, 7½J, 8J, 8L
LT285/75 * 16	7½J, 8J, 8½J, 8L, 8LB, 8KB, 9J
LT215/85 * 16	5½J, 5½K, 5.50F (SDC), 6J, 6K, 6½J, 6½L, 7J, 7K, 7L
LT235/80 * 17	6J, 6½J, 7J, 7½J
LT235/85 * 16	6J, 6K, 6L, 6½J, 6½L, 7J, 7K, 7L, 7½J
LT255/85 * 16	6½J, 6½L, 7KB, 7J, 7K, 7L, 8J, 8KB, 8L, 8LB
LT235/70 * 16	6J, 6K, 6L, 6½J, 6½K, 6½L, 7J, 7K, 7KB, 7L, 7½J
LT255/70 * 16	6½J, 6½K, 6½L, 7J, 7K, 7KB, 7L, 7½J, 8J, 8KB, 8L, 8LB, 8½J
LT265/70 * 17	7J, 7K, 7KB, 7L, 7½J, 8J, 8KB, 8L, 8LB, 8½J, 9J
LT275/70 * 16	7J, 7½J, 8J, 8½J
8.75 * 16.5	6.00, 6.75
9.50 * 16.5	6.75, 8.25
<b>LOW PLATFORM TRAILERS</b>	
7.50 * 15TR	6.0, 6.5
8.25 * 15TR	6.5, 7.0
9.00 * 15TR	7.0, 7.5
10.00 * 15TR	7.5, 8.0
11.00 * 15TR	8.0, 8.5
8R17.5HC	6.00HC
9R17.5HC	6.75HC
215/75R 17.5HC	6.00HC, 6.75HC
10R17.5HC	6.75HC, 7.50HC
11R17.5HC	8.25HC

### Information obtained from The 2011 Tire and Rim Association Yearbook.

(1) A denotes both radial and bias tires.

An R indicates radial tires only.

(2) SDC denotes semi-drop center rims.

Note: For tire sizes not shown, consult the Tire Manufacturer for approved rim contours.

# ACCURIDE®

WHEELS

TIRE SIZE <sup>(1)</sup>	APPROVED RIM CONTOURS <sup>(2)</sup>
<b>MEDIUM AND HEAVY DUTY TRUCKS</b>	
7.50 * 20	5.5, 6.0, 6.5
8.25 * 20	6.0, 6.5, 7.0
9.00 * 20	6.5, 7.0, 7.5, 7.50VM
10.00 * 20	7.0, 7.5, 7.50VM, 8.0
11.00 * 20	7.5, 8.0, 8.5, 8.50VM
12.00 * 20	8.0, 8.5, 8.50VM, 9.0
13.00 * 20	9.0, 10.00W
14.00 * 20	10.0, 10.00W
10.00 * 22	7.0, 7.5, 8.0
11.00 * 22	7.5, 8.0, 8.5
11.00 * 24	7.5, 8.0, 8.5, 8.50VM
12.00 * 24	8.0, 8.5, 8.50VM, 9.0
14.00 * 24	10.0W
8 * 19.5	5.25, 6.00, 6.00RW, 6.75, 6.75RW
225/70R 19.5	6.00, 6.00RW, 6.75, 6.75RW
245/70R 19.5	6.75, 6.75RW, 7.50, 7.50RW
265/70R 19.5	7.50, 7.50RW, 8.25, 8.25RW
305/70R 19.5	8.25, 8.25RW, 9.00
8 * 22.5	5.25, 6.00, 6.75
9 * 22.5	6.00, 6.75, 7.50
10 * 22.5	6.75, 7.50, 8.25
235/80R 22.5	6.75, 7.50
245/75R 22.5	6.75, 7.50
255/70R 22.5	7.50, 8.25
265/75R 22.5	7.50, 8.25
11 * 22.5	7.50, 8.25
275/80R 22.5	7.50, 8.25
295/75R 22.5	8.25, 9.00
305/70R 22.5	8.25, 9.00
12 * 22.5	8.25, 9.00
12.5 * 22.5	8.25, 9.00
12.75 * 22.5	8.25, 9.00
315/80R 22.5	9.00, 9.75
11 * 24.5	7.50, 8.25
275/80R 24.5	7.50, 8.25
12 * 24.5	8.25, 9.00
285/75R 24.5	8.25
<b>WIDE BASE (DUPLEX®)</b>	
15 * 19.5	11.75, 12.25
16.5 * 19.5	12.25, 13.00
18 * 19.5	13.00, 14.00
15 * 22.5	11.75, 12.25
385/65R 22.5	11.75, 12.25
16.5 * 22.5	12.25, 13.00
425/65R 22.5	11.75, 12.25, 13.00
445/50R 22.5	14.00
445/65R 22.5	12.25, 13.00, 14.00
455/55R 22.5	14.00
18 * 22.5	13.00, 14.00

**WARNING:** Failure to properly match tire and rim/wheel sizes is dangerous.

Mounting a smaller diameter tire on a larger diameter rim/wheel (for example, mounting a 16 inch tire on a 16.5 inch rim/wheel) can result in breaking the tire bead during mounting or airing.

The tire may then explode during inflation. The explosion can hurl the tire and wheel into the air striking you or a bystander. Be sure the diameter shown on the tire exactly matches the diameter stamped on the rim/wheel.



## ALUMINUM WHEELS

As a leader in wheel technology, **Accuride Wheels** has raised the standard for aluminum wheels by expanding our **Accu-Lite** family of wheels to include lightweight aluminum wheels. Lighter weight, Ultra-enhanced finish. The New Standard.

**ACCURIDE**  
WHEELS



Wheel Size	Part No.	Polish Option (Typical Application)	Bolt Circle mm	Center Bore mm	Wheel Offset	Approx. Wt. (lbs)	Maximum Load & Infl. (lbs.) - (psi)
22.5 x 8.25	41644SP	Machined	285.75	220	6.59"	45	7400-131
	41644XP	Inside/Outside Polished	285.75	220	6.59"	45	7400-131
24.5 x 8.25	41362SP	Machined	285.75	220	6.59"	54	7400-130
	41362XP	Inside/Outside Polished	285.75	220	6.59"	54	7400-130

Valve stems recommended are 17-545D

## STEEL RIMS

### TUBELESS DEMOUNTABLE RIMS FOR CAST SPOKE WHEELS ("Dayton-Style")

Powder Coated

**ACCURIDE**  
WHEELS

Rim Size Dia.(In)	Width (In)	Offset	Part No.	Color	Max Weight (lbs.)	Max Load (lbs.)	Inflation (PSI)
17.5	6.75	3.90	31868175PW	White	46	4805	120
22.5	8.25	4.75	30391225PW	White	69	7300	120
24.5	8.25	4.75	30391245PW	White	75	7300	120



Valve stems recommended are 17-572T for 31868175PW, and 17-573T for 30391225/31391245

## LIGHT TRUCK WHEELS

### Part No. 29584PG

Hub-Piloted  
Dual-Mounting  
**19.5x6  
8-Hole.**  
225mm Bolt Circle.  
170.10mm Bore.  
4 hand hole.  
Powder Coated  
NWRA No. X45464  
Ford F-Super Duty, F450.  
Ford Swiveling Lug Nut.



### Part No. 29587PG

Hub-Piloted  
Dual-Mounting  
**16x6, 8-Hole.**  
Clamping Nut  
Plate w/90° cone.  
6½" Bolt Circle.  
4.56" Bore.  
4 hand hole, Powder Coated.  
NWRA No. X45467  
3/4,1Ton, Chev/GMC.



### Part No. 29588PG

Hub-Piloted  
Dual-Mounting  
**16x6.5  
8-Hole.**  
GM Swiveling  
Lug Nut.  
6½" Bolt Circle.  
4.60" Bore. 4 hand hole.  
Powder Coated.  
NWRA No. X45477  
3/4,1Ton, Chev/GMC.



**ACCURIDE**  
WHEELS



**STEEL WHEELS - ACCURIDE**

**10 HOLE TUBELESS DISC WHEELS FOR DCN (DOUBLE CAP NUT)**

**STUD PILOTED MOUNTING . Powder Coated**

27404/27406 = 11.25 inch diameter Bolt Circle, 8.72 inch Bore.

28112 = 8.75 Bolt Circle and 6.50 Bore



Size	Width	Disc Thick-ness	Offset	Part No.	Color	Hand Holes	Weight (lbs.)	Max Load (lbs.)	Max Inflation (PSI)
17.5	6.75	.420	6.19	<b>28112PW</b>	White	2	63	5070	125
22.5	8.25	.472	6.62	<b>27404PW</b>	White	2	82	7300	120
24.5	8.25	.472	6.62	<b>27406PW</b>	White	2	91	7300	120

Recommended Valve stem for 28112PW is TR570-14C, 27404PW is 17-572T, 27406PW is 17-573T



**10 HOLE TUBELESS DISC WHEELS FOR CLN (CONE LOCK NUT)**

**HUB PILOTED MOUNTING. Powder Coated**

285.75MM diameter bolt circle, 220MM (8.661 inch) center hole



Size	Width	Disc Thick-ness	Offset	Part No.	Color	Hand Holes	Weight (lbs.)	Max Load (lbs.)	Max Inflation (PSI)
22.5	8.25	.437"	6.60	<b>50408PG</b>	Gray	2	70	7400	120
22.5	8.25	.437"	6.60	<b>50408PW</b>	White	2	70	7400	120
22.5	8.25	.437"	6.60	<b>50487PW</b>	White	5	68	7400	120
24.5	8.25	.437"	6.62	<b>50409PW</b>	White	2	78	7400	120

Valve Stems recommended are 17-572T for 50408 and 50487, 17-573T for 50409



22.5	9.00	.500"	5.25	<b>29039PW</b>	White	5	103	10000	130
22.5	9.00	.625"	7.00	<b>29300PW</b>	White	5	111	9000	130

Valve stem recommended is 17-573T for 29039PW and 29300PW



**STEEL WHEELS - MAXION****10 HOLE TUBE-TYPE DISC WHEELS FOR CLN (CONE LOCK NUT)****HUB PILOTED MOUNTING**

11.25 inch diameter bolt circle, 8.661 inch center hole.

Size	Width	Disc Thick- ness	Offset	Part No.	Color	Hand Holes	Weight (lbs.)	Max Load (lbs.)	Max Inflation (PSI)
22.5	8.25	.425	6.62	<b>90541W</b>	White	2	78	7400	120
24.5	8.25	.432	6.62	<b>90542W</b>	White	2	86	7400	120

Recommended Valve stem for 90541W / 90542W is 17-573T

**8 HOLE TUBELESS DISC WHEELS FOR CLN (CONE LOCK NUT)****HUB PILOTED MOUNTING**

275MM diameter bolt circle, 221.1MM (8.701 inch) center hole

Size	Width	Disc Thick- ness	Offset	Part No.	Color	Hand Holes	Weight (lbs.)	Max Load (lbs.)	Max Inflation (PSI)
17.5	6.75	.438	5.60	<b>10013TW</b>	White	4	65	6500	125
22.5	8.25	.495	6.62	<b>88884W</b>	White	4	84	7400	120

Recommended Valve stem for 10013W is 17-574T

Recommended Valve stem for 88884W is 17-573T



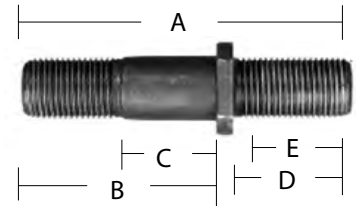


## WHEEL ATTACHING PARTS - STUDS

### CLIPPED COLLAR SHOULDER STUDS .783 - .786 Body Diameter

3/4"-16 Threads Both Ends


Part No.		REPLACES		A	B	C	D	E
RH	LH	RH	LH					
E-5559R	E-5559L	M50	M51	3 <sup>23</sup> / <sub>32</sub>	2 <sup>3</sup> / <sub>16</sub>	1 <sup>1</sup> / <sub>16</sub>	1 <sup>11</sup> / <sub>32</sub>	1 <sup>5</sup> / <sub>32</sub>
E-5561R	E-5561L	Webb 139902	Webb 139913	3 <sup>31</sup> / <sub>32</sub>	2 <sup>7</sup> / <sub>16</sub>	1 <sup>5</sup> / <sub>32</sub>	1 <sup>11</sup> / <sub>32</sub>	1 <sup>5</sup> / <sub>32</sub>
E-5560R	E-5560L	M54	M55	4 <sup>1</sup> / <sub>32</sub>	2 <sup>1</sup> / <sub>2</sub>	1 <sup>9</sup> / <sub>32</sub>	1 <sup>11</sup> / <sub>32</sub>	1 <sup>5</sup> / <sub>32</sub>



### SERRATED WHEEL STUDS .783 - .786 Body Diameter

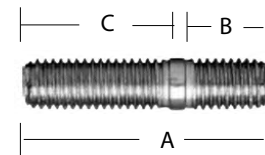
3/4"-16 Thread

Part No.		REPLACES		A	B	C	D	E
RH	LH	RH	LH					
E-4966R	E-4966L	M76	M77	2 <sup>5</sup> / <sub>8</sub>	1 <sup>1</sup> / <sub>4</sub>	5 <sup>1</sup> / <sub>16</sub>	1/2	1 <sup>1</sup> / <sub>16</sub>
E-4967R	E-4967L	M78	M79	2 <sup>7</sup> / <sub>8</sub>	1 <sup>1</sup> / <sub>2</sub>	1/4	1/2	1 <sup>1</sup> / <sub>16</sub>
E-4968R	E-4968L	M80	M81	2 <sup>7</sup> / <sub>8</sub>	1 <sup>1</sup> / <sub>2</sub>	1/2	1/2	1 <sup>1</sup> / <sub>16</sub>
E-4969R	E-4969L	M82	M83	3 <sup>1</sup> / <sub>8</sub>	1 <sup>3</sup> / <sub>4</sub>	9 <sup>1</sup> / <sub>16</sub>	1/2	1 <sup>1</sup> / <sub>16</sub>
E-5766R	E-5766L	W280	W281	3.88	2.50	.56	.31	1 <sup>1</sup> / <sub>16</sub>
E-8949R	E-8949L	W504	W505	2.59	.97	.22	.41	--
E-8979R	E-8979L	--	--	3.34	1.28	--	.50	1.84



## SPOKE WHEEL STUDS

Part No.	REPLACES	Thread	A	B	C
E-4958	Dayton 08-006654 Webb 161127	5/8-11	2 <sup>3</sup> / <sub>4</sub>	7 <sup>7</sup> / <sub>8</sub>	1 <sup>11</sup> / <sub>16</sub>
NL5102	E4956A, M39 Webb 171027	3/4-10	3	1 <sup>1</sup> / <sub>16</sub>	1 <sup>3</sup> / <sub>4</sub>



## FLANGED CAP NUTS

### DUAL STEEL WHEELS / STEEL INNER AND ALUMINUM OUTER

Part No.		REPLACES		Outer Thread	Inner Thread	OA Length	Application
RH	LH	RH	LH				
NL5500	NL5501	M128	M129	1 <sup>1</sup> / <sub>8</sub> -16	3/4-16	2 <sup>7</sup> / <sub>32</sub>	Dual steel wheels
Grade 8		<b>E-7895R</b>	<b>E-7895L</b>				
Zinc Yellow		13-3005R	13-3005L				
Dichromate							
NL5502	NL5503	M130	M131	1 <sup>1</sup> / <sub>8</sub> -16	3/4-16	2 <sup>9</sup> / <sub>16</sub>	Steel inner alum outer wheels
Grade 8		<b>E-7896R</b>	<b>E-7896L</b>				
		13-3008R	13-3008L				
<b>E-7897R</b>	<b>E-7897L</b>	M132	M133	1 <sup>1</sup> / <sub>8</sub> -16	3/4-16	3 <sup>1</sup> / <sub>16</sub>	Steel inner alum outer wheels
Grade 8							



### DUAL ALUMINUM WHEELS

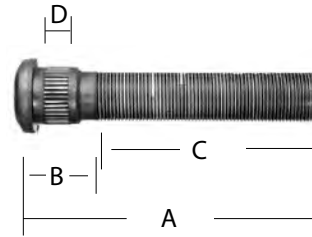
Part No.		REPLACES		Outer Thread	Inner Thread	OA Length	Application
RH	LH	RH	LH				
NL5532	NL5533	<b>E-5988R</b>	<b>E-5988L</b>	1 <sup>1</sup> / <sub>8</sub> -16	3/4-16	3 <sup>1</sup> / <sub>16</sub>	Dual Alum Wheels
Grade 8		M2400	M2401				




These also are available in Euclid Brand.

**WHEEL ATTACHING PARTS - METRIC STUDS****METRIC SERRATED STUDS .973 - .977 Body Diameter****M22 X 1.5 Threads**

Part No.	REPLACES	A	B	C	D
NL5106	Webb 101162	3 <sup>15</sup> / <sub>16</sub>	2 <sup>23</sup> / <sub>32</sub>	2 <sup>11</sup> / <sub>16</sub>	3/ <sub>8</sub>
NL5107	Webb 101160	4 <sup>25</sup> / <sub>32</sub>	2 <sup>23</sup> / <sub>32</sub>	3 <sup>17</sup> / <sub>32</sub>	3/ <sub>8</sub>
E-6036	Webb 101164	3.50	.72	2.25	.38

**METRIC SERRATED STUDS .973 - .977 Body Diameter****M22 X 1.5 Threads**

Part No.	REPLACES	A	B	C	D
E-5997	Budd 106216	3 <sup>21</sup> / <sub>32</sub>	1 <sup>7</sup> / <sub>32</sub>	2 <sup>7</sup> / <sub>64</sub>	1 <sup>13</sup> / <sub>32</sub>
E-5999	Budd 106397	4 <sup>29</sup> / <sub>64</sub>	1 <sup>7</sup> / <sub>32</sub>	2 <sup>29</sup> / <sub>32</sub>	1 <sup>13</sup> / <sub>32</sub>
E-8988	Gunite W1246	3.69	.88	2.34	.50


**METRIC CLIPPED "D" HEAD STUDS  
Stud Body Diameter .888****M22 X 1.5 Threads**

Part No.	REPLACES	A	B	C	Application
E-10256	W770	3.58	2.51	1.62	For Dura-Lite Hubs
E-10257	W59	4.19	.50	3.31	For Dura-Lite Hubs

**METRIC SINGLE ENDED STUD - M22 X 1.5 Threads**


Round Head Serrated Type - Metric. .910 Stud body diameter.

Part No.	REPLACES	A	B	C	D
E-10221	Conmet 102242	5 <sup>11</sup> / <sub>32</sub>	1 <sup>9</sup> / <sub>16</sub>	3 <sup>7</sup> / <sub>16</sub>	1/ <sub>2</sub>

**METRIC SINGLE ENDED STUD - M22 X 1.5 Threads**

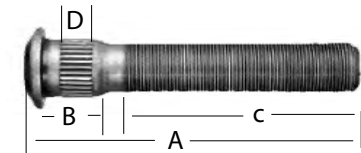
Round Head Serrated Type - Metric. .890 Stud body diameter.

Part No.	REPLACES	A	B	C	D
E-11715	Paccar 618	4 <sup>25</sup> / <sub>32</sub>	7/ <sub>8</sub>	3 <sup>27</sup> / <sub>32</sub>	3/ <sub>8</sub>

**METRIC SINGLE ENDED STUD - M22 X 1.5 Threads**


Round Head Serrated Type - Metric. .975 Stud body diameter.

Part No.	REPLACES	A	B	C	D
E-8980	Gunite W1160	5 <sup>3</sup> / <sub>32</sub>	7/ <sub>8</sub>	3 <sup>3</sup> / <sub>4</sub>	1/ <sub>2</sub>

**METRIC SINGLE ENDED STUD - M22 X 1.5 Threads**


Round Head Serrated Type - Metric. .975 Stud body diameter.

Part No.	REPLACES	A	B	C	D
E-8981	Gunite W1164	4	7/ <sub>8</sub>	2 <sup>29</sup> / <sub>32</sub>	1/ <sub>2</sub>

**METRIC SINGLE ENDED STUD - M22 X 1.5 Threads**

Round Head Serrated Type - Metric. .888 Stud body diameter.

Part No.	REPLACES	A	B	C	D
E-9837	Various	3 <sup>23</sup> / <sub>32</sub>	7/ <sub>8</sub>	2 <sup>9</sup> / <sub>16</sub>	3/ <sub>8</sub>





## WHEEL ATTACHING PARTS - NUTS

### CAP NUTS FOR SINGLE AND DUAL DISC WHEELS

Part No.		REPLACES		Thread	Hex	Height	Application
RH	LH	RH	LH				
NL5512	NL5513	E-5977R	E-5977L	1 <sup>1</sup> / <sub>8</sub> -16	1 <sup>1</sup> / <sub>2</sub>	7 <sup>7</sup> / <sub>8</sub>	Standard Outer Dual
		Webb 178910 M126	Webb 178921 M127				
NL5510	NL5511	E-5652R	E-5652L	3 <sup>3</sup> / <sub>4</sub> -16	1 <sup>1</sup> / <sub>2</sub>	7 <sup>7</sup> / <sub>8</sub>	Standard Single Wheel
		M124 Webb 178736	M125L Webb 178737				



These also available in Euclid Brand.

### FLANGED NUTS FOR HUB PILOTED WHEELS

Part No.	REPLACES	Thread	Hex	High	Application
106333	E-6000A	M22X1.5	33mm (1.44")	31mm (1.38")	For Uni-Mount 10
88881	E5991 Webb 179955	M22X1.5	1.50" (36mm)	1.33" (29 mm)	For Motor Wheel WHD-8 Hub-Piloted Wheels



### RIM NUTS FOR SPOKE WHEELS

Part No.	REPLACES		Thread	Hex
	Euclid	Webb		
NL5400	E-4962	74611	5 <sup>5</sup> / <sub>8</sub> -11	1 <sup>1</sup> - <sup>1</sup> / <sub>16</sub>
NL5401	E-4963	74710	3 <sup>3</sup> / <sub>4</sub> -10	1 <sup>1</sup> - <sup>1</sup> / <sub>4</sub>



These also available in Euclid Brand.

## NUT SOCKETS AND SLEEVE NUTS

### Deep Length Impact Sockets

- Metric

Part No. 30356



Description: 6 point,  
3/4" Drive, 33 mm deep.

Use on 106333 nut.

Part No. 30366

Description: 6 point,  
1" Drive, 33 mm deep

Use on 106333 nut.

Part No. 30150

Combination Budd Wheel - SAE and  
Metric. 1-1/2" x 13/16" square.



### WHEEL TITE® SLEEVE NUT

Minimizes the clearance between the wheel stud and the  
wheel bolt hole. Reduces the movement or "clocking" of loose  
wheels. Engages both dual wheels. Protects and covers the  
threads from wear. Slows the process of wheels loosening.

Part No. 106306

22mm-1.5x6mm. 33mm hex.

Steer axles - Steel Wheels.

Drive/Trailer axles-wide single

Part No. 106319

22mm-1.5x19.5mm. 33mm hex.

Steer Axles - aluminum wheels.

Drive/Trailer axles - wide single aluminum wheels.

Drive/Trailer axles - Steel Outer and Steel inner wheels.

Drive/Trailer Axles - Steel Outer/Aluminum inner wheels



### RIB NUT

#### INNER NUT REMOVER



Quickly and easily removes inner  
nuts that have stripped ends.

Use with 1- 1/2 inch impact socket.

Part No. E-5206




#### PROTECTIVE COVER

Prevents damage to chrome and  
aluminum rims and wheels when  
removing or replacing lug nuts.

Imprinted with torque sequence  
number for proper torquing of disc wheels.

Part No. 30605



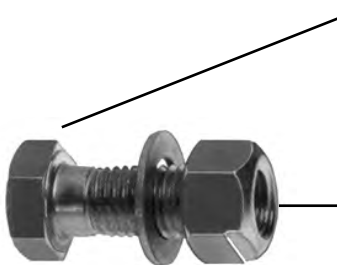


**BOLTS KITS - BRAKE DRUMS**

**Bolt KIT Part No. NL5491**

Bolt Length Under Head - 2"  
Thread 3/4"-16 UNF. Grade 8.

Each brake Drum bolt kit contains **5 EACH** of the bolts, nuts and washers.



**BRAKE DRUM BOLTS (Only) - Grade 8**

Part No.	REPLACES	Thread	Length Under Head
NL5441	M2454	5/8-18	2
NL5442	Dayton 08-201500	3/4-16	2

**LOCK NUTS (Only) FOR BRAKE DRUMS - Plated, Grade 8**


Part No.	REPLACES	Thread	Height
NL5412	M2457	5/8-18	9/16
NL5413	M2459	3/4-16	5/8

**USS FLAT WASHERS (Only) - GRADE 8 - SAE Standard Grade 8, Plated**

Part No.	REPLACES	Size Diameter	O.D.
NL5480	Dayton 08-201941	5/8	1 5/16
NL5481	E2545	3/4	1 1/2

**SPOKE WHEEL RIM CLAMPS**

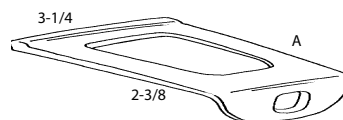
Part No.	Interchange	"A"	Stud Size	Spacer Width
NL5006	E5571A, M3 Webb 16123	1 1/8	3/4	4
NL5008	E5784A, M1123	1 1/4	3/4	4
NL5011	E5040, M8	1 1/2	3/4	3 5/8
NL5015	E5572A, M4	1 3/4	3/4	3 3/8



**5 and 6 SPOKE WHEEL RIM CLAMP**

Part No.	Interchange	"A"	Stud Size
3350	E-5976	5 3/4	3/4

Used to install single duplex demountable rim in place of dual wheels.





## CHANNEL SPACERS - SPOKE WHEEL SPACERS

Tubeless Rims:	Size (In)	Part No.	Size (In)	Part No.
For 17.5" diameter rims, use 15" diameter spacer bands.	15X4	<b>1013329</b>	20X4 <sup>1</sup> / <sub>2</sub>	<b>1013340</b>
For 22.5" diameter rims, use 20" diameter spacer bands.	20X3 <sup>3</sup> / <sub>8</sub>	<b>1013331</b>	22X4	<b>1013336</b>
	20X3 <sup>5</sup> / <sub>8</sub>	<b>1013333</b>	22X4 <sup>1</sup> / <sub>4</sub>	<b>1013337</b>
For 24.5" diameter rims, use 22" diameter spacer bands.	20X4	<b>1013334</b>	22X4 <sup>1</sup> / <sub>2</sub>	<b>1013338</b>
	20X4 <sup>1</sup> / <sub>4</sub>	<b>1013335</b>	22X3 <sup>5</sup> / <sub>8</sub>	<b>1013339</b>



## WHEEL GUARD SEPARATOR PLATES

•Made of Black Plastic. •Approx. .040" thick.

Part Number	Description
<b>590-1</b>	10 hole, 11.25" bolt circle, stud pilot, 7/8" & 11/8" diameter studs
<b>590-2</b>	11.25" bolt circle, 3/4" diameter studs.
<b>590-3</b>	10 hole, 285.75mm bolt circle, hub pilot, 22mm diameter studs
<b>790-2</b>	8 hole, hub pilot, 285.75mm bolt circle, 22mm studs



## Crossfire Tire Pressure Equalization

**Crossfire** is a pressure equalizing and monitoring valve that is mounted between dual tires. Properly mounted, air freely flows from one tire to the other, maintaining equal tire pressure.



Mounted correctly, Crossfire's yellow indicator verifies that air is flowing freely from one tire to the other, equalizing the load, with just a glance from up to 20 feet away.



### The Crossfire Dual™ Tire Pressure Equalization System:

- maximizes tire life
- decreases rolling resistance for increased fuel mileage .
- cuts maintenance time due to single-point inflation.
- cuts maintenance time due to the visual pressure gauge.
- improves stability, braking and overall safety.
- installs in minutes and requires little maintenance.
- pays for itself in less than a year.
- American-made and guaranteed for two years.

### Blowout and Leaks

Crossfire employs a safety feature that automatically isolates the "good" tire in the event of a blowout. When a blowout occurs, the internal safety valve loses immediately with only a slight loss of pressure to the "good" tire. In slow leak situations, the valve isolates both tires after a pressure drop of approximately 10 P.S.I.

### CROSSFIRE KITS:

#### Part No. CF-100-ST

100 PSI, Uni-mount, Hub Pilot. Stainless steel hoses and AT/BH brackets.



#### Part No. CF-120-ST

120 PSI, Uni-mount, Hub Pilot. Stainless steel hoses and AT/BH brackets.



### Oil Hub Caps-6 hole

#### Part No. 203-P

6 hole - 2.83 high  
5.53" bolt circle.

#### Part No. 207-P

6 hole PSI - 2.83 high  
5.53" bolt circle.

#### Part No. 260-P

6 hole PSI - 2.71 high  
6.75" bolt circle.

### Grease Hub Caps-6 hole

#### Part No. 401-G

6 hole - PSI - 2.66 high  
5.53" bolt circle.

#### Part No. 456-G

6 hole PSI - 2.85 high  
6.75" bolt circle.





**WHEEL NUT INDICATORS / WHEEL SKID STOPPERS**

**Wheel Nut Indicators** provide a simple, visual means of confirming proper wheel nut torque in seconds. Reduces risk of wheel detachment accidents and resulting load damage and may reduce insurance costs. Reduces equipment downtime and maintenance costs associated with needless re-torquing. Resistant to highway and cleaning chemicals. Easy to install and difficult to tamper with or dislodge. Bright color permits visibility at night and in dirty or muddy condition.

Temperature-sensitive polymer detects bearing or brake overheating problems by deforming at temperatures above 120°C / 250°F. Will withstand extreme cold temperatures -75°C / -100°F without cracking.

**Wheel Nut indicators** are applied pointing in a uniform clockwise direction after ensuring proper wheel torque (apply with "lip" toward wheel) An indicator will rotate counter-clockwise if wheel nut loses torque. Provides a visual commitment to safety to the public and to transportation authorities. Drivers, mechanics or inspectors can confirm proper wheel torque or identify bearing or brake overheating problems at a glance. Reduces costly wheel stud wear and breakage due to continuous re-torquing (stud manufacturers recommend stud replacement after 3 torques.) Costs only a few dollars per wheel and pays for itself if just one re-torque is avoided. Reusable on replacement wheels.

**Part No WCH02**  
8 stud hub pilot. (Unimount)  
1.5" nut. (20 pcs / pack)

**Part No. WCH03**  
10 stud hub pilot. (Unimount)  
33mm nut. (20 pcs / pack)



**SKID-STOPPER™ Wheel Skid Indicator**  
**Part Number 1010950 Unimount**  
**Part Number 1010951 Budd**

Along with our Lug nut indicators we have a heavy duty Skid Indicator for use on icy, snow packed and slick roadways.

The SKID-STOPPER™ is made of UHMW-PE a polyethylene that is specifically designed to be abrasion resistant and will remain flexible below -100° F.

**The SKID-STOPPER™** not only allows drivers to see if their trailer tires are locked up when braking on slick surfaces, they also show drivers that their tires are rotating properly as they pull away with a trailer.



**Part No 1010950**  
Unimount hub.  
Comes with Jam Nut.

**Part No 1010951**  
Stud pilot hub.  
Comes with Jam Nut.

**SKID-STOPPER™**  
**Wheel Skid Indicator**



**TRUCK TIRE TOOLS**

**TRUCK TUBELESS TIRE IRON**

Our most popular tubeless tire tool. Use in pairs. Length: 37" Stock: 3/4" Weight: 5 Lbs **Part No. 34644**



**PROFESSIONAL TIRE BEAD BREAKING HAMMER**

Fiberglass handle with NU-LOK adapter prevents head from loosening. Length: 32" Weight: 9.1 Lbs. **Part No. 35429 Handle Only: Part No. 35229**



**BUDD NUT WRENCH FOR OUTER CAP NUTS**

Holds outer capnut while turning inner. 1-1/2" hex opening. Weight: 14 oz. **Part No. 30609**



**30" CURVED SPOON TIRE IRON**

Curved for mounting or demounting tires. Length: 30" Stock: 11/16" Weight 3.1 Lbs **Part No. 33220**



**24" LOCK RING TOOL**

Designed for tire mounting and demounting. Length: 24" Stock: 11/16" Weight: 2 1/4 Lbs **Part No. 32123**



**PROTECTIVE COVER**

Prevents damage to chrome and aluminum rims and wheels when removing or replacing lug nuts. Imprinted with torque sequence number for proper torquing of disc wheels. **Part No. 30605**



**Deep Length Impact Sockets - Metric Part No. 30356**

Description: 6 point, 3/4" Drive, 33 mm deep. Use on 106333 nut.

**Part No. 30366**

Description: 6 point, 1" Drive, 33 mm deep Use on 106333 nut.



**Part No. 30150**

Combination Budd Wheel - SAE and Metric. 1-1/2" x 13/16" square.



**EQUAL® TIRE PERFORMANCE**

**EQUAL** is installed by placing a self opening bag-containing a specified amount of the product tailored to the tire size-inside the tire at the time of mounting. It can also be installed through the valve stem using a special installation tool after tire mounting.

Part No.	Description
<b>EQCS40AD</b>	12 oz. bag
<b>EQCS40BD</b>	10 oz. bag
<b>EQCS40CD</b>	8 oz. bag
<b>EQCS40DD</b>	6 oz. bag
<b>EQCS40ED</b>	4 oz. bag
<b>EQCS40FD</b>	3 oz. bag



Ask us for more information on this unique product. IT WORKS!





# TIRE VALVE STEMS & CAPS

### TRUCK TIRE VALVE STEM

Straight Valves  
For 5/8" (.625")  
Side Hole Rim  
Mounting for  
steel wheels

- Part No. Length**
- 17-571T** 3-3/8"
- 17-572T** 3-3/4"
- 17-573T** 4-3/8"

Box Quantity = 50



### VALVE CORE

For General  
Purpose  
Valve Use.

**Part No. 17-490HT**  
Operating Pressure  
0 - 200 PSI  
Box Quantity = 100



### VALVE CAP

Metal For  
Standard Valves

**Part No. 17-491D**



### VALVE CAP

Black Flexible plastic

**Part No. 17-492**



Box Quantity = 100

### TRUCK TIRE VALVE STEM

**Part No. 17-509**

90° Valve for 4-3/4"  
Aluminum Wheels  
w/ .625" Rim Hole  
Box Quantity = Each



### TRUCK TIRE VALVE STEM

**Part No. 17-510**

90° Valve for 5-1/2" Alumi-  
num Wheels  
w/ .625" Rim Hole  
Box Quantity = 10



### TRUCK TIRE VALVE STEM

**Part No. 17-545D**

60° Bend, 3-3/4"  
Aluminum Wheels  
w/ .625" Rim Hole  
Box Quantity = Each



**Part No. 17-544D**  
60° Bend, 1.94"

### VALVE CAP

**Part No. 17-491T**

Heavy Duty Dome  
Cap for Truck Service  
w/Heat-Resistant  
Sealing Washer  
Box Quantity = 100



### VALVE CAP

**Part No. 17-579**

Double Seal  
Valve Cap  
Box Quantity = 50



### TRUCK VALVE EXTENSION

**Part No. 17-580**

8-1/4" Metal Braided  
Flexible Valve  
Extension  
Box Quantity = Each



### TRUCK VALVE EXTENSION

**Part No. 17-581**

1" Long Collar Type  
3-1/16" Effective  
Length  
Box Quantity = Each



### TRUCK VALVE EXTENSION

**Part No. 17-583**

Long Collar Type  
6-1/16" Effective  
Length  
Box Quantity = Each



### TRUCK TIRE VALVE STEM

**Part No. 17-501T**

1-1/2" Valve Length  
Steel Wheel  
w/ .625" Rim Hole  
Box Quantity = Each



### TANK VALVES

**Part No. 17-593**

27/32" OAL  
1/8" NPT Thread  
7/16" Hex Size  
Box Quantity = Each



### TANK VALVES

**Part No. 17-594**

27/32" OAL  
1/4" NPT Thread  
7/16" Hex Size  
Box Quantity = Each





## FLEETCRAFT AIR SPRINGS

- **Quality tested components by major manufacturers.**
- **Broad selection.**
- **Proven Products for over 20 years.**
- **2 year Warranty.**
- **The Air Spring is a key element in the suspension performance!**
- **Fleetcraft is the brand of choice as your value solution in air springs!**



**Fleetcraft air springs** are manufactured by high quality manufacturers who have been supplying heavy-duty markets in Europe and in the USA for many years.



<b>Part No.</b>	<b>Application</b>
FC106897	Watson & Chalin
FC107555	Reyco AR & SAF-Holland
FC108050	Hendrickson, Reyco, Watson
FC108091	Hendrickson Trailer
FC108204	SAF-Holland
FC108708	Hendrickson Trailer
FC108709	Hendrickson
FC108713	Hendrickson
FC108729	Meritor
FC108755	Hendrickson
FC108829	Volvo
FC109069	Peterbilt
FC109082	Hendrickson, Hutchens, SAF-Holland
FC109101	Navistar, SAF-Holland, Reyco, Ridewell
FC109122	Hendrickson, SAF-Holland, Reyco, Ridewell
FC109265	Hendrickson Trailer
FC109270	Hendrickson
FC109293	SAF-Holland
FC109366	SAF-Holland, Watson & Chalin
FC109375	SAF-Holland
FC109394	Fruehauf
FC109422	Hendrickson
FC109580	Hendrickson
FC109648	Navistar
FC109780	Freightliner
FC109781	Freightliner
FC109807	Firestone 1690/9192, SAF-Holland
FC109875	Firestone 1191, Navistar
FC109921	SAF-Holland, Watson & Chalin
FC109935	SAF-Holland





## CONTITECH AIR SPRINGS

**Continental**   
**CONTITECH**

### Air Springs For Commercial Vehicles

**2 Year / 200,000 Mile Warranty**

ContiTech Air Spring Systems is one of the world's leading air spring manufacturer. ContiTech has been developing diverse and innovative solutions to meet our global customers' needs and requirements for over five decades.

Today, ContiTech Air Spring Systems offers the largest range of air spring designs, unique testing technology, state-of-the-art production facilities and excellent sales service worldwide.

ContiTech air springs are manufactured with high quality elastomer materials, accounting for their excellent dynamic properties and longevity. All individual components, including the bellows, piston and ancillary parts, are designed to build a perfectly harmonized system for safety, comfort and service life.

ContiTech air springs stand for high strength metal and plastic components, easy installation and precise spring characteristics designed to the requirements of the specific application to ensure maximum performance.



**Continental**   
**CONTITECH**



## FIRESTONE AIR SPRING IDENTIFICATION AND APPLICATION



**Firestone**  
**World's Number 1**  
**Air Spring.**   
 FIRESTONE INDUSTRIAL PRODUCTS COMPANY

**AIRIDE**  
 SPRINGS

Firestone revolutionized transportation when they introduced the **Airide™** air spring in 1934. Since that time, they have designed and manufactured more air springs for more applications than any other air spring company in the world.

It's why **Firestone** has earned the right to be called the "World's Number 1 Air Spring."  
But the proof is on the road. 3-Year / 300,000 Mile Limited Warranty.

Consistent Quality is your best protection. **The Airide™ brand is the foundation of Firestone Industrial Products**-a name synonymous with quality, performance and unparalleled support. Firestone Airide air springs offer total life cycle value, are designed to OEM specifications and offer unmatched reliability. More suspension builders use Firestone Airide air springs than any other brand.

**Replace with the best-Firestone Airide air springs.**

### What Components make up a Firestone Airide™ Spring?

**1-Stud.** Manufactured as a permanent part of the bead plate assembly for maximum strength and durability. Used to attach the spring to the vehicle's suspension.

**2-Combo Stud.** Serves the dual purpose of mounting the spring to the suspension and providing an entrance for air.

**3-Blind Nut.** Also a permanent part of the bead plate assembly. Provides an alternative mounting system to the stud.

**4-Air Fitting.** Usually 1/4 N.P.T.

Provides an air entrance to the bellows.

**5-Bead Plate.** Crimped onto the bellows at the factory for a more durable design and maximum quality control. Allows 100% leakproof testing prior to shipment.


**6-Bellows.** The "air bag" includes four plies of material: an inner layer, two plies of cord-reinforced fabric, and an outer cover. Natural rubber construction provides functional properties to -65F.

**7-Bumper.** A solid rubber or engineered plastic device designed to prevent significant damage to the vehicle or suspension in the event of a sudden loss of air pressure in the spring.

**8-Piston.** Provides a lower mounting arrangement for the air spring. Controls the characteristics of the spring under changing pressure loads.

**9-Piston Bolt.** Attaches the piston to the bellows. Sometimes extended as a means of attaching the spring to the vehicle suspension.

**10-Girdle hoop.** A wire-wound ring molded into the bellows to provide lateral stability in convoluted type springs.



**AIR SPRING INTERCHANGE**

<b>FIRESTONE</b>	<b>CONTITECH</b>	<b>GOODYEAR</b>	<b>FIRESTONE</b>	<b>CONTITECH</b>	<b>GOODYEAR</b>
FS0783	CT65807	1R12-467	FS9121	CT64272	1R13-039
FS1190	CT73745	1R12-523	FS9122	CT64273	1R13-038
FS1191	CT73746	1R12-432	FS9134	CT64391	1R14-137
FS6262	CT65831	N/A	FS9192	CT64323	1R12-167
FS6799	CT64605	2B14-476	FS9213	CT64308	1R12-090
FS6801	CT64590	2B14-365	FS9243	CT64329	1R12-480
FS6897	CT64517	2B9-229	FS9264	CT64637	1R14-127
FS6902	CT64509	2B9-239	FS9265	CT64288	1R12-375
FS6905	CT64510	2B9-206	FS9270	CT64287	1R13-119
FS6910	CT64267	2B9-200	FS9287	CT64277	1R12-424
FS6927	CT64553	2B9-218	FS9293	CT64388	1R10-120
FS6935	CT64515	2B9-201	FS9295	CT64386	1R11-166
FS6944	CT64554	2B9-252	FS9296	CT64310	1R12-400
FS7135	CT64543	2B14-360	FS9307	CT64439	1R12-435
FS7136	CT64545	2B14-356	FS9320	CT64382	1R12-363
FS7410	CT64268	2B12-406	FS9321	CT64715	1R12-335
FS7443	CT64531	2B12-305	FS9362	CT64304	1R12-441
FS7555	CT64284	2B12-440	FS9365	CT64460	1R12-571
FS7795	CT67705	2B10-226	FS9366	CT64459	1R12-487
FS7800	CT64505	3B14-360	FS9367	CT64716	1R12-256
FS7818	CT64503	3B14-359	FS9370	CT64383	1R12-580
FS7843	CT64581	3B14-364	FS9371	CT69646	1R12-401
FS7990	CT64648	3B12-329	FS9373	CT64336	1R12-403
FS8008	CT64562	3B12-300	FS9375	CT64264	1R12-404
FS8018	CT64285	3B12-303	FS9394	CT64281	1R12-281
FS8032	CT64560	3B12-319	FS9422	CT64255	1R11-028
FS8033	CT64571	3B12-312	FS9466	CT64276	1R12-365
FS8050	CT64254	1R14-039	FS9471	CT69648	1R12-504
FS8091	CT64421	1R14-171	FS9471	CT69662	1R12-552
FS8204	CT64456	1R12-508	FS9472	CT64417	1R12-553
FS8637	CT64649	1R13-155	FS9580	CT64394	1R13-118
FS8708	CT64638	1R13-177	FS9616	CT64256	1R11-242
FS8709	CT64645	1R13-159	FS9622	CT68359	1R11-221
FS8713	CT64636	1R13-176	FS9640	CT64395	1R12-367
FS8723	CT67600	1R13-097	FS9648	CT73770	1R12-538
FS8729	CT64420	1R13-130	FS9780	CT67473	1R12-303
FS8748	CT64252	1R13-152	FS9781	CT64266	1R12-603
FS8749	CT64419	1R13-153	FS9807	CT68151	1R12-1047
FS8755	CT64397	1R13-124	FS9921	CT64402	1R12-502
FS8774	CT65593	1R14-172	FS9923	CT64278	1R12-481
FS8782	CT66340	1R13-109	FS9935	CT64412	1R12-532
FS8829	CT64312	1R12-615	FS9936	CT64405	1R12-499
FS8852	CT64339	1R12-568	FS9974	CT67586	1R12-1048
FS8944	CT64401	1R12-366	FS9978	CT67588	N/A
FS9010	CT64258	1R12-421	FS9083	CT64294	1R12-066
FS9026	CT64306	1R12-567	N/A	CT64762	1R12-494
FS9039	CT64260	1R12-095	N/A	CT70659	2B9-611
FS9069	CT64274	1R12-069			
FS9082	CT64269	1R12-092			
FS9101	CT64279	1R12-103			
FS9105	CT64445	1R12-132			



## FIRESTONE AIR SPRINGS



**Firestone**  
**World's Number 1**  
**Air Spring.**   
 FIRESTONE INDUSTRIAL PRODUCTS COMPANY

**AIRIDE**  
 SPRINGS

<b>Part No.</b>	<b>Application and Interchange Information</b>
<b>FS5423</b>	Granning 5235, 5307
<b>FS6231</b>	W01-358-6231
<b>FS6262</b>	W01-358-6262
<b>FS6801</b>	EZ Ride 8030160, Hendrickson S2734, Ridewell 1003586801C, Watson AS-0021
<b>FS6897</b>	Watson & Chalin AS-0058
<b>FS6902</b>	Granning 4848, Hend S2630, Ridewell 1003586902C, Watson AS-0002
<b>FS6905</b>	Hend S3518 S5270, Ridewell 1003586905C, Watson & Chalin AS-0020
<b>FS6908</b>	Watson & Chalin AS-0035
<b>FS6910</b>	Goodyear 2B9-200, Hendrickson S8768
<b>FS6935</b>	Goodyear 2B9-201, Hendrickson S14318
<b>FS6944</b>	Histeer 10307
<b>FS7036</b>	Cab Air Spring - Peterbilt application 29-03200
<b>FS7135</b>	SAF Holland 90557001, Ridewell 1003587135C,
<b>FS7136</b>	Granning 1626, Hend S1080, Ridewell 1003587136C, Watson & Chalin AS-0004
<b>FS7140</b>	Granning 1015, Hend S3184, Ridewell 1003587140C, Watson & Chalin AS-0008
<b>FS7205</b>	Cab Air Spring, Goodyear 1S5-175, 660033406
<b>FS7215</b>	Cab Air Spring, Goodyear 1S5-175
<b>FS7403</b>	Granning 2725, Hend S1159, S2883, Ride 1003587403C, Watson&Chalin AS-0007
<b>FS7405</b>	Goodyear 2B12-313, 10384-01
<b>FS7424</b>	SAF Holland 90557014 (AL41 & 45)
<b>FS7443</b>	Granning 1218, 7416, Ridewell 1003587443C, Watson & Chalin AS-0027
<b>FS7472</b>	Goodyear 2B12-434, Hendrickson S12335
<b>FS7505</b>	Hendrickson 001347
<b>FS7555</b>	Reyco 20018-01 (86AR), SAF Holland Binkley XB-SPN-053-37
<b>FS7686</b>	Rowe Truck 0035, ASC2500, ASC1600
<b>FS7705</b>	Watson & Chalin AS-006, replaces 7503
<b>FS7795</b>	Hend S14486 (lift bag), Hendrickson Auxillary 003317-metric version.
<b>FS7798</b>	Granning 1613, Watson & Chalin AS-0006
<b>FS7808</b>	Goodyear 3B14-354
<b>FS7956</b>	Rowe Truck 0059 ASC1500
<b>FS7996</b>	Goodyear 3B12-335, 8221
<b>FS8018</b>	Histeer, Reyco 93AR, Watson & Chalin
<b>FS8027</b>	Goodyear 3B12-310, 200117
<b>FS8033</b>	Hendrickson S14487 (Ride Bag) Hendrickson Auxillary 003316 (metric version)
<b>FS8050</b>	Hendrickson S4771, Reyco 23631-01, Watson AS-0039, 1T19J-6
<b>FS8091</b>	Goodyear 1R14-171, Hendrickson S21784, Fleetcraft FC108091
<b>FS8204</b>	Goodyear 1R12-508, SAF-Holland 90557223, Fleetcraft FC108204
<b>FS8708</b>	Goodyear 1R13-177, Hendrickson S21966, Fleetcraft FC108708



## FIRESTONE AIR SPRINGS



**Firestone**  
*World's Number 1*  
**Air Spring.**   
 FIRESTONE INDUSTRIAL PRODUCTS COMPANY

**AIRIDE™**  
 SPRINGS

<b>Part No.</b>	<b>Application and Interchange Information</b>
<b>FS8709</b>	Hendrickson S22046 (HK230 susp) replaces 8756
<b>FS8713</b>	Hendrickson S22948 (Van Traax) -prior to 09/99 used 9525 piston w/bumper spacer
<b>FS8723</b>	Goodyear 1R13-097
<b>FS8729</b>	Goodyear 1R13-130, A2258F1410, Fleetcraft FC108729
<b>FS8748</b>	Goodyear 1R13-152
<b>FS8749</b>	Goodyear 1R13-153
<b>FS8755</b>	Hendrickson S22045 (HK190T)
<b>FS8774</b>	Goodyear 1R14-172, Hendrickson S25873
<b>FS8781</b>	SAF Holland 90557205
<b>FS8829</b>	Volvo 3934699, 8079902
<b>FS8852</b>	Peterbilt 03-07887 (Low air leaf)
<b>FS8864</b>	WO1-358-8864
<b>FS8888</b>	Rowe Truck 0027, ASC2500
<b>FS8944</b>	Hendrickson S20217 (HT190U), replaces 9015
<b>FS9026</b>	Peterbilt 03-06213, Peterbilt 03-07111
<b>FS9039</b>	Hend S2064, S11650, SAF Holland 90557001, 90557023, 90557085, Hutchens H-9424-01, Ridewell 1013589039C, Watson & Chalin AS-0012
<b>FS9069</b>	Peterbilt 03-02456, 03-04759, 03-01649, 03-06746, 03-07112, 03-0238
<b>FS9082</b>	Hendrickson S2066, S11651, Hutchens H-9630-01, SAF Holland 90557006, 90557027, 90557037, 90557054, 90557075, Reyco 12882-01
<b>FS9083</b>	Granning 1359, watson & Chalin AS-0028, Ridewell 1003589083C, Hend S1561
<b>FS9101</b>	SAF Holland 90557008, 90557009, 90557082, Ridewell 1003589101C, Reyco 12883-01
<b>FS9105</b>	Hend S1245, Granning 5065, Ridewell 1003589105C, Watson & Chalin AS-0015
<b>FS9121</b>	Goodyear 1R13-039, Hendrickson S13160
<b>FS9122</b>	Hend S3467, S3830 SAF Holland 90557020, 90557071, 90557076, 90557077 Reyco 12883-02, Ridewell 1003589122C
<b>FS9158</b>	Hend S2063, SAF Holland 90557005, 90557069, Ridewell 1003589158C
<b>FS9192</b>	Hend S6195, SAF Holland 90557086, 90557108, Watson & Chalin AS-0038 /46
<b>FS9213</b>	Navistar 501559C-1, 501559C-2, 1660581C-1
<b>FS9219</b>	Volvo/GM 35003-3201, 35203-3203, 35003-3204, 35003-3209
<b>FS9243</b>	Goodyear 1R12-480, SAF-Holland 90557112
<b>FS9264</b>	Goodyear 1R12-127, Hendrickson S13122
<b>FS9265</b>	Hend S20124 (HT250T) C20413, HT-250U, HT-250U-Y
<b>FS9270</b>	Hend S20010 (HT230T)
<b>FS9287</b>	Hend 50405-1, 50405-2, Ford & Western Star HA-360/400/460 since '90
<b>FS9293</b>	SAF Holland 90557120 (RL196-14, RL196A-14)
<b>FS9295</b>	SAF Holland 90557127 (RL196-12)
<b>FS9296</b>	Goodyear 1R12-400, 8061151



## FIRESTONE AIR SPRINGS



**Firestone**  
**World's Number 1**  
**Air Spring.**   
 FIRESTONE INDUSTRIAL PRODUCTS COMPANY

**AIRIDE™**  
 SPRINGS

<b>Part No.</b>	<b>Application and Interchange Information</b>
<b>FS9307</b>	Goodyear 1R12-435, SAF-Holland 90557129
<b>FS9320</b>	SAF Holland 90557099, Silent Drive
<b>FS9321</b>	Watson & Chalin AS-0036
<b>FS9362</b>	Watson & Chalin AS-0049, SAF Holland 90557113 (AR90-1-14 & 17), (AR75-6 & 9)
<b>FS9365</b>	Goodyear 1R12-571, SAF-Holland 90557159
<b>FS9366</b>	SAF Holland 90557160, 90557210, 90557225, Watson & Chalin AS-0054
<b>FS9367</b>	Hend S14249, Hend Auxillary 003319 (metric)
<b>FS9370</b>	Watson & Chalin AS-0057
<b>FS9371</b>	Navistar 1670073C-1, 1686386C-1, 2027911C-1
<b>FS9373</b>	Hend 57122-2, Ford Class 8 HAS-360/400/402/460
<b>FS9375</b>	Hend 50899-1 & 2, Mack Class 8 57QL414M, Mack 3645Q27, 57QL414M
<b>FS9394</b>	Fruehauf UCD-9393-2, if bolt is removed this can replace UCE-9393-1
<b>FS9421</b>	Goodyear 1R11-171, 8003003
<b>FS9422</b>	Kenworth K303-6, K303-14, K303-15
<b>FS9466</b>	Hend 49048 for Ford, Hend 49674-1&2 for Mack, Mack 57QL411M
<b>FS9471</b>	SAF holland AD-123, AD-246-10, 90557146, 90557182, 90557212, 90557214
<b>FS9501</b>	SAF Holland 90557214 - comes without studs
<b>FS9541</b>	Goodyear 1R9-070, C81-1005
<b>FS9580</b>	Hend S20127 (HT-250U9-006) (HT250UY 9Y-006)
<b>FS9616</b>	Kenworth Airglide 100, K-303-16
<b>FS9617</b>	Kenworth Airglide 200, K-303-22
<b>FS9622</b>	Goodyear 1R11-221
<b>FS9640</b>	Hend S20223 (HT-190T, HS-190T)
<b>FS9646</b>	W01-358-9646
<b>FS9647</b>	57QL417M, 58786-2
<b>FS9648</b>	Goodyear 1R12-538, Fleetcraft FC109648
<b>FS9654</b>	W01-358-9654
<b>FS9865</b>	Hendrickson Truck 67043-002
<b>FS9663</b>	Hend 60271-2
<b>FS9780</b>	Freightliner 16-13810-000 (plastic), 681-320-0017 (alum) 16-1673-000 (steel)
<b>FS9781</b>	Freightliner 16-13840-000 (plastic), 681-320-0017 (alum) 16-1673-000 (steel)
<b>FS9807</b>	Firestone 1690/91/92, SAF Holland 90557363, 48100492/3/4
<b>FS9921</b>	SAF Holland 90557117 (AR92-12 & 14) (AR93-14) Watson & Chalin AS-0090
<b>FS9922</b>	SAF Holland 90557119 (AR92-17) (AR93-17)
<b>FS9923</b>	Goodyear 1R12-481
<b>FS9935</b>	SAF Holland 90557157 (RL228-17) 90557301
<b>FS9936</b>	SAF Holland 90557156 (RL228-14/15/16) 90557300
<b>FS9974</b>	SAF Holland 90557332
<b>FS9978</b>	Hendrickson S28929





### HENDRICKSON AIR SPRINGS

Air springs ensure that an air suspension is consistently operating at the correct ride height.



Hendrickson uses proprietary air springs designed and tested to deliver optimal performance on our suspension systems in specific applications.

Variations in internal bumpers and flexmember bias can affect how much weight is carried by a given amount of air, which could mean a front axle in a tandem weighs out differently from the rear. Ensure optimum suspension performance by using **Hendrickson Genuine air springs**.

#### MOUNTING KITS:

Part No.	Applications
S22619/2	Mounting Kit- no spacer.
S22630/2	Mounting Kit-Vantraax, 1-1/8" spacer.
S22631/2	Mounting Kit-Vantraax, 1-7/8" spacer.
S22632/2	Mounting Kit-Vantraax, 3-1/8" spacer.
S22635/2	Mounting Kit, 3/4" spacer.
S22908/2	Mounting Kit-HK190 3/4" spacer.
S22909/2	Mounting Kit-HT-S.



#### SPACERS:

B22510-1	Spacer. 1.125" x .937"
C20036-1	Spacer. Plate. HT190 15" ride height
C20036-3	Spacer. Plate. HT190 17" ride height

Part No.	Applications and Interchanges
S20010	HT230,HS230, Firestone 9270
S20124	HT250T,HS250U, Firestone 9265
S20127	HT250US, F/S9580, G/Y1R13-118
S20217	HT190U, F/S8944, G/Y 1R12-366
S20223	HS190T, HT190T, F/S9640
S20901	AAT25 Intraax, Firestone 8091
S21786	Air Spring bottom disk
S21800	AA230,HKA180. F/S8709
S22045	HK190T, Firestone 8755
S22046	HK230, Firestone 8710
S22948	HKA180 Vantraax, Firestone 8713
S23114	UBL lift bag, Firestone 7897
S23612	Intsusp.11471, Firestone 9645
S23613	Vantraax 230
S23614	Low mount Intraax
S23720	AA230L, Firestone 9626
S23721	Intraax AAL 6.5, 7.5 ride heights
S24445	AAEDL 30K
S25872	AA30K
S28929	Vantraax 40K, Firestone 9978
S29892	SR1VA105 with mounting hardware
SR1VA105	Dana slider, goodyear 1R13-188



### SAF-HOLLAND AIR SPRINGS / MERITOR AIR SPRING

Part No.	Applications and Interchange Info
50857000	CB400-16.5 / 17, Firestone 9807 <i>Use with Spacers 93600560, 90036274, 90036275</i>
90557112	AR90-14
90557123	ARDAB-120/240-5
90557129	Goodyear 1R12-435, 1R12-095
90557156	RL228-14/16
90557157	RL228-17
90557168	RL250-12/16/17
90557203	CBL Lift Kits
90557213	Firestone 9472, 8467, Goodyear 1R15-553
90557216	Goodyear 1R12-486, Firestone 9604 / 9473
90557223	Wabash WW190, Fire 8204, GY 1R12-508
90557225	NS190, Firestone 9366



**Part No. A2258F1410**  
**Applications**  
 All Meritor RHP and MPA suspensions. 16.5" ride height.  
 Interchange numbers:  
 Meritor 202796  
 Firestone FS8729  
 Goodyear 1R13-130





## MONROE SHOCK ABSORBERS

### MONROE COMMERCIAL VEHICLE GAS MAGNUM®-60

#### Gas-Magnum 60® Shock Absorbers

The Monroe® Gas-Magnum® 60 shock absorber is gas-charged for quicker response and a stable, more comfortable ride. Replacing worn-out units with hard-working Gas-Magnum 60 shocks can help reduce excessive vibration. The result can be better tire life, less downtime and a lower cost per mile.



#### Construction Features

- Bonded Bushings\*
  - Nitrogen Gas Charged
  - 2-Inch Reserve Tube
  - 1-3/8 Inch Bore\*
  - 5/8-Inch Diameter Piston Rod
  - Resistance and arc-welded mounts
  - Unique hydraulic lockout
  - 10-Stage Valving
  - All weather fluid
- \* on most applications



### MONROE COMMERCIAL VEHICLE GAS MAGNUM®-65

#### Gas-Magnum® 65 Shock Absorbers

The Monroe® Gas-Magnum® 65 shock absorber is the first gas-charged, large bore shock specifically designed for air spring and taper leaf suspensions. Its nitrogen gas charge provides the fast response essential for today's heavy truck suspension systems. Its extra-large piston bore is engineered to handle the demands of high mileage and severe use. When combined, the gas charge and large bore provide the consistent control necessary for demanding truck suspensions.



#### Construction Features

- Single Lip, Low-Friction Oil Seal
  - Nitrogen Gas Charged
  - 2-3/8 inch reserve tube
  - 1-3/4 inch bore
  - 23/32 inch piston rod
  - Resistance and arc-welded mounts
  - Unique Hydraulic Rebound Lockout\*\*
  - All weather fluid
  - 10 stage valving
  - Bonded bushings\*
- \* Most applications / \*\*When required



### MONROE COMMERCIAL VEHICLE MAGNUM™ 70

#### Magnum™ 70 Shock Absorbers

Tough Magnum™ 70 shock absorbers deliver a firm, controlled ride for greater stability and increased driver comfort. Magnum™ shocks meet or exceed demanding OE manufacturer specifications.



#### Construction Features

- Single Lip, Low-Friction Oil Seal
  - 2-3/4 inch reserve tube
  - 1-3/4 inch bore
  - 23/32 inch piston rod
  - Resistance and arc-welded mounts
  - Unique Hydraulic Rebound Lockout\*\*
  - All weather fluid
  - Bonded bushings\*
  - 10 stage valving
- \* Most applications / \*\*When required





## MONROE SHOCK ABSORBERS

**PROTECT YOUR INVESTMENT**

The right choice for exceptional performance, durability and truck productivity.

[LEARN MORE](#)

### GAS-MAGNUM® 65 SHOCK ABSORBERS - A PARTIAL LIST OF POPULAR SHOCKS

Part No.	Description	Application Info	Part No.	Description	Application Info
65101M	Gas Magnum 65	Peterbilt	65415M	Gas Magnum 65	Autocar/Volvo
65102M	Gas Magnum 65	Ford/Kenworth	65416M	Gas Magnum 65	East/Hendrickson
65103M	Gas Magnum 65	Ford/Mack/IHC	65418M	Gas Magnum 65	Neway
65105M	Gas Magnum 65	Volvo/White	65419M	Gas Magnum 65	Hend/Holl/Utility
65106M	Gas Magnum 65	Navistar/Thomas	65420M	Gas Magnum 65	Bluebird/Ford
65107M	Gas Magnum 65	Navistar/IHC	65421M	Gas Magnum 65	Fruehauf/Holland
65109M	Gas Magnum 65	Navistar/IHC	65429M	Gas Magnum 65	Ford/Sterling
65110M	Gas Magnum 65	Mack/PAI	65435M	Gas Magnum 65	Freightliner
65113M	Gas Magnum 65	Peterbilt	65431M	Gas Magnum 65	KW/Mack/Holland
65139M	Gas Magnum 65	Freightliner	65434M	Gas Magnum 65	Peterbilt
65140M	Gas Magnum 65	Freightliner	65436M	Gas Magnum 65	Kenworth
65143M	Gas Magnum 65	Navistar/IHC 4300	65444M	Gas Magnum 65	GMC/Navistar
65144M	Gas Magnum 65	Navistar/IHC 4300	65466M	Gas Magnum 65	Autocar/Volvo
65147M	Gas Magnum 65	Navistar/IHC	65479M	Gas Magnum 65	Hend/Ford/GMC
65148M	Gas Magnum 65	Freightliner	65480M	Gas Magnum 65	Hend/Ford/Mack/WS
65159M	Gas Magnum 65	Kenworth / Peterbil	65482M	Gas Magnum 65	Fliner/Hend/Ford/WS
65159M	Gas Magnum 65	Kenworth / Peterbilt	65484M	Gas Magnum 65	Hend/Western Star
65400M	Gas Magnum 65	Peterbilt	65486M	Gas Magnum 65	Volvo/White/GMC/Mk
65401M	Gas Magnum 65	Peterbilt	65490M	Gas Magnum 65	Freightline/Sterling
65402M	Gas Magnum 65	Peterbilt	65492M	Gas Magnum 65	Navistar/IHC
65404M	Gas Magnum 65	Kenworth	65493M	Gas Magnum 65	Ridewell
65405M	Gas Magnum 65	Peterbilt/Volvo	65494M	Gas Magnum 65	Volvo/White/GMC/Mk
65406M	Gas Magnum 65	Autocar/Volvo	65497M	Gas Magnum 65	Volvo/White/GMC/Mk
65407M	Gas Magnum 65	Frieghtliner/Marmon	65495M	Gas Magnum 65	Kenworth/Peterbilt
65408M	Gas Magnum 65	Freightliner	65503M	Gas Magnum 65	A7805L1000
65409M	Gas Magnum 65	Navistar/IHC	65504M	Gas Magnum 65	Hendrickson
65410M	Gas Magnum 65	Fruehauf/Holland	65511M	Gas Magnum 65	Hendrickson
65411M	Gas Magnum 65	Hend/Ford/KW/Pete	65512M	Gas Magnum 65	Hendrickson



**MONROE SHOCK ABSORBERS**



**GAS-MAGNUM® 60 SHOCK ABSORBERS - A PARTIAL LIST OF POPULAR SHOCKS**

<b>66104M</b>	Gas Magnum	Freightliner/KW/Pete/Int	<b>66648M</b>	Gas Magnum 60	Hend / Mack
<b>66109M</b>	Gas Magnum Cab	Volvo / GMC	<b>66656M</b>	Gas Magnum 60	Hend / Mack
<b>66118M</b>	Gas Magnum Cab	Freightliner	<b>66660M</b>	Gas Magnum 60	Holland
<b>66145M</b>	Gas Magnum Cab	Peterbilt	<b>66710M</b>	Gas Magnum 60	IHC/Holl/Western Star
<b>66147M</b>	Gas Magnum Cab	Freightliner	<b>66811M</b>	Gas Magnum 60	Ford / Kenworth
<b>66159M</b>	Gas Magnum 60	Kenworth	<b>66833M</b>	Gas Magnum 60	Fhauf/GreatDane/more
<b>66189M</b>	Gas Magnum 60	Mack	<b>66860M</b>	Gas Magnum 60	Ford/Navistar/Int
<b>66502M</b>	Gas Magnum 60	Watson & Chalin	<b>66861M</b>	Gas Magnum 60	Ford/Navistar/Int
<b>66605M</b>	Gas Magnum 60	Chevy/GMC/IHC	<b>66863M</b>	Gas Magnum 60	Ford/Navistar/Int
<b>66607M</b>	Gas Magnum 60	Bluebird/Holland	<b>66878M</b>	Gas Magnum 60	GMC/KW/Mack/more
<b>66608M</b>	Gas Magnum 60	Holland 90044162	<b>66884M</b>	Gas Magnum 60	Mack/Many Trailer
<b>66610M</b>	Gas Magnum 60	Bluebird / Holland	<b>66886M</b>	Gas Magnum 60	GMC/KW/Mack/more
<b>66613M</b>	Gas Magnum 60	Freightliner / Sterling	<b>66891M</b>	Gas Magnum 60	Ford/Mack/more
<b>66627M</b>	Gas Magnum 60	Holland 90044868	<b>66893M</b>	Gas Magnum 60	Freightliner/Mack/more
<b>66628M</b>	Gas Magnum 60	GMC/Chevy	<b>66894M</b>	Gas Magnum 60	Hend/Ford/GMC/Mack
<b>66633M</b>	Gas Magnum Cab	Holland	<b>66923M</b>	Gas Magnum 60	Navistar/IHC
<b>66634M</b>	Gas Magnum 60	Holland 90044982	<b>66924M</b>	Gas Magnum 60	Navistar/IHC
<b>66636M</b>	Gas Magnum 60	Hend/Pete/GMC/more	<b>66957M</b>	Gas Magnum 60	Fliner/Ford/Hend/more
<b>66638M</b>	Gas Magnum 60	Hend/Ford/Mack/more	<b>66969M</b>	Gas Magnum 60	Hend/Reyco/Mack

**MAGNUM™ 70 SHOCK ABSORBERS - A PARTIAL LIST OF POPULAR SHOCKS**

Part No.	Description	Application Info	Part No.	Description	Application Info
<b>74405M</b>	Monro-Magnum 70	Many Trailer applications	<b>74406M</b>	Monro-Magnum 70	Pete/Int/More
<b>74409M</b>	Monro-Magnum 70	Kenworth / Peterbilt	<b>74417M</b>	Monro-Magnum 70	Navistar/GMC

**Part No.**  
**11866M**  
**Description**  
Two Piece Bushing.  
Fits a 1-3/4" O.D. Loop  
Fits over a 3/4" dia. pin



**Part No.**  
**13480M**  
**Description**  
Two Piece Bushing.  
Fits a 2-7/16" O.D. Loop  
Fits over a 1" dia. pin





## HENDRICKSON SHOCK ABSORBERS

### Hendrickson Shock Absorbers - Optimized ride quality / road stability / durability.

Nothing is quite like the Original. Visually, it may look compatible; however, the inner working parts of Hendrickson shocks distinguish them from non-genuine shocks. Hendrickson shocks feature a solid inner metal bushing to withstand high torque level requirements.

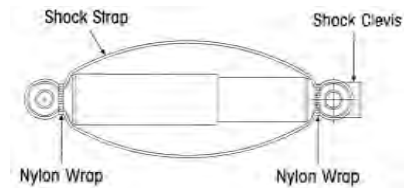
- Unique seal designs • Special bore diameters • Specific stroke lengths • Solid Inner metal bushings.
- Offer superior fit and functionality • Withstand Hendrickson's high torque level requirements.
- Improve damping life • Optimize system performance
- Reduce overall maintenance of your Hendrickson suspension system



Part No.	Description - Class Suspension
<b>S20001</b>	Most 190's,
<b>S20002</b>	Most 230's & 250's
<b>S20126</b>	Most 300's
<b>S21292</b>	HK190T, HK230
<b>S2212</b>	HT190U-6.75, Most HT2507
<b>S23548</b>	HT250TUS
<b>S23566</b>	AA230T, AA250T
<b>S23649</b>	HT250
<b>S23650</b>	HT250US-5.5, HT250US-6.5
<b>S23651</b>	HT250US-6.5-9, AAL23-25, AANT
<b>S24023</b>	AA230T, AA250T
<b>S24088</b>	HKA180
<b>S25515</b>	Front AAEDT 30K 16-17" ride height
<b>S29895</b>	Dana RS20, RS40. Includes mounting hardware and S23651 shock

### Shock Strap/Bolt/Clevis Kits

Part No.	Desc. - Class Suspension
<b>C23086-1</b>	Shock Strap Kit, includes clevis
<b>S14587-1</b>	Shock Strap Kit - for S20001 and S20002 shock.
<b>S14587-3</b>	Shock Strap Kit - for S2212
<b>S20031/2</b>	Shock Bolt Kit - 1/2"
<b>S20069</b>	Shock Clevis
<b>S24021</b>	Shock Bolt Kit - HIK230
<b>S24024</b>	Shock Bolt Kit - HT250US
<b>S24049/2</b>	Shock Bolt Kit
<b>S25516</b>	Shock Bolt Kit - Surelok
<b>S2592</b>	Shock Clevis
<b>S2723</b>	Shock bracket - lower assy



## SAF HOLLAND SHOCK ABSORBERS

Part No.	Description - Class Suspension
<b>90044089</b>	AR250-12/14/15/16/17
<b>90044162</b>	AR41, AR45, AR45-1
<b>90044625</b>	AR70-9, AR70-14, AR95-8
<b>90044626</b>	AR70-9, AR70-14, AR95-9
<b>90044642</b>	AR92-12/14/15/16
<b>90044978</b>	RL196-12/14/15/16
<b>90045040</b>	RL196A-12/14/15/16
<b>90045298</b>	CB2300
<b>90508004</b>	SHOCK BUSHING • For 3/4" pin.





## MERITOR® ALL-FIT SHOCK ABSORBERS

Part No.	Application
<b>M646155</b>	Steer Stabilizer
<b>M83006</b>	FREIGHTLINER
<b>M83028</b>	CAB SHOCK
<b>M83038</b>	FREIGHTLINER
<b>M83041</b>	MACK
<b>M83048</b>	VOLVO
<b>M83124</b>	KENWORTH
<b>M83125</b>	HENDRICKSON
<b>M83126</b>	Hino, Navistar, Holland, Wabash
<b>M83127</b>	FREIGHTLINER
<b>M83128</b>	East, Holland, Stoughton, Wabash
<b>M83203</b>	Hutch / Reyco
<b>M83456</b>	NAVISTAR
<b>M85000</b>	HENDRICKSON
<b>M85001</b>	MOST
<b>M85003</b>	MOST
<b>M85012</b>	INTERNATIONAL
<b>M85030</b>	Ford, Navistar, Kenworth
<b>M85047</b>	VOLVO
<b>M85052</b>	HENDRICKSON
<b>M85061</b>	Mack, Volvo
<b>M85062</b>	PETERBILT
<b>M85064</b>	Great Dane, Hendrickson
<b>M85066</b>	Mack, Volvo
<b>M85067</b>	Kenworth, Peterbilt
<b>M85070</b>	KENWORTH
<b>M85316</b>	INTERNATIONAL
<b>M85320</b>	FREIGHTLINER
<b>M85323</b>	HENDRICKSON
<b>M85333</b>	INTERNATIONAL
<b>M85724</b>	FREIGHTLINER
<b>M85918</b>	FREIGHTLINER
<b>M85919</b>	FREIGHTLINER
<b>M85924</b>	INTERNATIONAL
<b>M85931</b>	INTERNATIONAL
<b>M85933</b>	HENDRICKSON TRUCK
<b>M85954</b>	INTERNATIONAL
<b>M85958</b>	FREIGHTLINER

**Meritor AllFit shock absorbers** feature class-leading technology along with unsurpassed service and support. They are designed, engineered and manufactured to meet the needs of today's fleet customers. Our Meritor AllFit shock absorbers are an ideal choice for today's vehicles equipped with low-friction suspensions that have a higher amount of vertical travel, or "roll."

### Warranties That Are Comforting.

These Standard-Duty and Cab shock absorbers have a 1-Year/Unlimited Mileage warranty.

### Made In The U.S.A.



### MERITOR ALLFIT SHOCK ABSORBER FEATURES\*



**AIR SPRING & SHOCK ABSORBER REFERENCE TO SUSPENSION CHART**

<b>Suspension Model Number</b>	<b>Air Spring Numbers</b>	<b>Shock Absorber Numbers</b>
<b>DANA</b>		
RoadRanger	SR1VA105, 1R13-188	SR1JA102, S29895
<b>HENDRICKSON</b>		
HT190-14/15/16/17	S20010, FS9270	S20001, 65419M
HT230-14/15/16/17	S20010, FS9270	S20002, 65416M, M85323
HT250-14/15/16/17	S20124, FS9265	S2212, 65519M/66636M, M83127
<b>MERITOR</b>		
RHP11	A2258F1410, FS8729, 1R13-130	M85919, 65503M
<b>REYCO</b>		
86AR, RS1015-14/15/16/17	20018-01, FS7555, 2B12-440	18165-01, 66884M, M83125
86AR, RS1035-14/15/16/17	20018-01, FS7555, 2B12-440	18165-01, 66884M, M83125
86AR, RS1015-14/15/16/17	20018-01, FS7555, 2B12-440	18165-01, 66884M, M83125
<b>SAF-HOLLAND</b>		
CB400-15.5	50857000, FS9807, 1R12-047	90045298, 66608M
CB400-16	50857000, FS9807, 1R12-047	90045298, 66608M
CB400-16.5	50857000, FS9807, 1R12-047	90044162, 66608M
CB400-17	50857000, FS9807, 1R12-047	90044162, 66608M
CB400-18	50857000, FS9807, 1R12-047	90045040, 66634M
NS190-16	90557223, FS8204, 1R12-508	90044162, 66608M
NS190-16.5	90557225, FS9366, 1R12-487	90045040, 66634M
NS190-17	90557225, FS9366, 1R12-487	90045054, 66610M
NS400-16	90557223, FS8204, 1R12-508	90045298, 66608M
NS400-16.5	90557225, FS9366, 1R12-487	90044162, 66608M
NS400-17	90557225, FS9366, 1R12-487	90045299, 66893M
RL196-14	90557120, FS9293, 1R10-120	90044978, 66660M
RL196-15	90557121, FS9295, 1R11-166	90044978, 66660M
RL196-16	90557121, FS9295, 1R11-166	90044979, 66636M, M83127
RL196-17	90557122,	90044979, 66636M, M83127
RL230-14	90557117, FS9921, 1R12-502	90044642, 65519M/66636M, M83127
RL230-15	90557118, FS9923, 1R12-481	90044642, 65519M/66636M, M83127
RL230-16	90557118, FS9923, 1R12-481	90044089, 66886M
RL230-17	90557119, FS9922, 1R12-498	90044089, 66886M
RL250-14	90557167	90045040, 66634M
RL250-15	90557167	90045040, 66634M
RL250-16	90557168, FS8749, 1R12-153	90045299, 66893M
RL250-17	90557168, FS8749, 1R12-153	90045299, 66893M



**SINGLE LEAF SPRINGS**

Trailer Spring, Single Leaf -  
High 7<sup>1</sup>/<sub>8</sub>" Arch  
22,400 lb. GAWR  
Hutchens 360-00 (TRA-023)  
**Part No. 360-00**



Trailer Spring, Single Leaf -  
Low Arch  
22,400 lb. GAWR  
Hutchens 363-00  
**Part No. 363-00**



Trailer Spring, Single Leaf  
4<sup>3</sup>/<sub>4</sub>" Arch  
10,500 lb. capacity  
Replaces Fruehauf UXA0186-1  
**Part No. TRA011**



Trailer Spring, Single Leaf  
4<sup>3</sup>/<sub>4</sub>" arch,  
14,500 lb capacity  
Replaces Fruehauf UCC007280-001  
**Part No. TRA012**



Trailer Spring, Single Leaf  
Low 4<sup>5</sup>/<sub>8</sub>" arch,  
10,500 lb capacity  
Replaces Fruehauf UCD008315-001  
**Part No. TRA013**



Trailer Spring, Single Leaf  
High 4<sup>5</sup>/<sub>8</sub>" arch,  
10,500 lb. capacity  
Replaces Fruehauf UXA000178  
**Part No. TRA015**



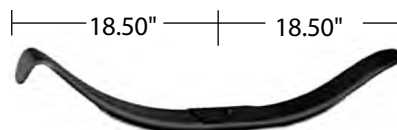
Trailer Spring, Single Leaf - High 5<sup>1</sup>/<sub>4</sub>" Arch  
49" Axle Spacing, 10,500 lb. capacity  
OEM interchange number - Fruehauf UCD96371  
**Part No. TRA017**



Trailer Spring, Single Leaf - Low 4<sup>3</sup>/<sub>8</sub>" Arch  
42.5" Axle Spacing, 22,400 lb. GAWR  
Hutchens 7051-42  
**Part No. TRA026**



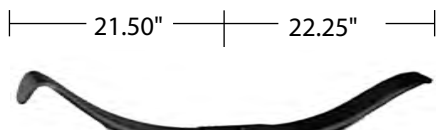
Trailer Spring, Single Leaf  
3-7/8" Low Arch,  
11,000 lb. capacity  
Replaces Reyco T5555, 5555-00  
**Part No. TRA031**



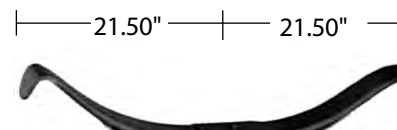
Trailer Spring, Single Leaf  
Medium 3" arch,  
11,000 lb. capacity  
Replaces Reyco T7297  
**Part No. TRA035**



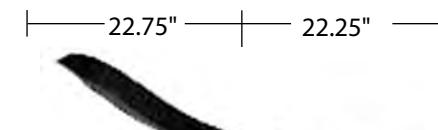
Trailer Spring, Single Leaf  
High 6<sup>5</sup>/<sub>16</sub>" arch,  
12,500 lb. capacity  
Replaces Reyco 0714-00  
**Part No. TRA037**



Trailer Spring, Single Leaf  
Medium 4<sup>1</sup>/<sub>2</sub>" arch,  
12,500 lb. capacity  
Replaces Reyco 1563601  
**Part No. TRA038**



Trailer Spring, Single Leaf  
High 5.38" arch, 3.5" wide Susp.  
11,000 lb. capacity  
Replaces Trailmobile 3-A3-56  
**Part No. TRA051**



Trailer Spring, Single Leaf  
High 4<sup>7</sup>/<sub>8</sub>" arch,  
9500-11,000 lb. capacity  
Replaces Reyco 19913-01 / 19914-01  
**Part No. TRA074(LH) / TRA075 (RH)**





**TWO AND THREE LEAF SPRINGS**



Trailer Two Leaf - High 6<sup>3</sup>/<sub>4</sub>" Arch  
22,400 lb. GAWR  
Interchanges TRA2752  
**Part No. 324-00**



Trailer Spring, Two Leaf - Low 5<sup>1</sup>/<sub>4</sub>" Arch  
22,400 lb. GAWR  
Interchanges TRA-2754  
**Part No. 326-00**



Truck Spring, Two Leaf - High 5<sup>7</sup>/<sub>16</sub>" Arch  
10,800 lb. GAWR  
Kenworth  
**Part No. 59-428RPL**



Trailer Spring, Three Leaf - High 6" Arch  
22,400 lb. GAWR  
Interchanges TRA-2726  
**Part No. 354-00**



Trailer Spring, Three Leaf - Medium 4<sup>1</sup>/<sub>2</sub>" Arch  
22,400 lb. GAWR  
Interchanges TRA-2727  
**Part No. 355-00**



Trailer Spring, Three Leaf - Low 3<sup>5</sup>/<sub>8</sub>" Arch  
22,400 lb. GAWR  
Interchanges TRA-2728  
**Part No. 356-00**



Trailer Spring, Three Leaf - High 5<sup>1</sup>/<sub>2</sub>" Arch  
Heavy Duty - 24,000 lb. GAWR  
Interchanges TRA-2740  
**Part No. 365-00**



Trailer Spring, Three Leaf - Low 3<sup>1</sup>/<sub>4</sub>" Arch  
Heavy Duty - 24,000 lb. GAWR  
Interchanges TRA-2741  
**Part No. 365-01**



Trailer Spring, Three Leaf, 3<sup>1</sup>/<sub>2</sub>" Arch  
10,000 lb. Capacity  
Replaces Fruehauf UCE 000100-001  
**Part No. TRA3603-SP**



Trailer Spring, Three Leaf 4<sup>1</sup>/<sub>8</sub>" arch,  
10,000 lb. capacity  
Interchanges TRA-693  
**Part No. UCD0511-1-693**



**THREE LEAF / FOUR LEAF SPRINGS**



Trailer Spring, Three Leaf  
11,000 lb. Capacity - Model 86, 88  
**Part No. 0079-01 (High 5<sup>3</sup>/<sub>8</sub>" Arch) (TRA-3340)**



Trailer Spring, Three Leaf  
11,000 lb. Capacity - Model 86, 88  
**Part No. 0079-02 (Low 3<sup>5</sup>/<sub>8</sub>" Arch) (TRA-3341)**



Trailer Spring, Three Leaf 4<sup>1</sup>/<sub>8</sub>" arch,  
10,000 lb. capacity  
Interchanges TRA2291  
**Part No. 0837601**



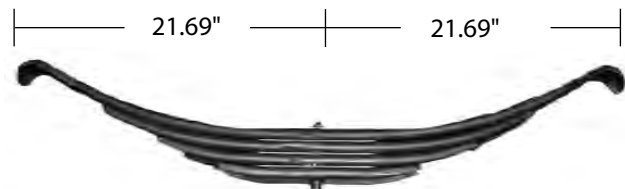
Trailer Spring, Three Leaf, 4<sup>3</sup>/<sub>16</sub>" Arch  
3-1/2" Wide  
Replaces Trailmobile 3-A3-62, TRA1492  
**Part No. TRA1492**



Trailer Spring, Three Leaf - Low 1<sup>1</sup>/<sub>2</sub>" Arch  
Interchanges UAC007981-001  
**Part No. TRA697**




Trailer Spring, Three Leaf, Medium 3<sup>3</sup>/<sub>4</sub>" Arch  
Interchanges Reyco 21511-01  
**Part No. TRA3384**




Trailer Spring, Four Leaf, 4<sup>1</sup>/<sub>8</sub>" Arch  
Interchanges Fruehauf UCBO201  
28,000 LB  
**Part No. TRA699**




## MULTI-LEAF SPRINGS



Trailer Spring, Seven Leaf - High 5" Arch  
Interchanges Hutchens 751-05  
**Part No. TRA2705**




Trailer Spring, Seven Leaf - Low 2<sup>3</sup>/<sub>4</sub>" Arch  
Interchanges TRA-2706  
**Part No. 751-01**




Trailer Spring, Eight Leaf, 3<sup>5</sup>/<sub>8</sub>" Arch  
Interchanges Reyco T3564, 11,000 lb.  
21B Suspension  
**Part No. TRA2270**




Trailer Spring, Seven Leaf Medium 4<sup>1</sup>/<sub>4</sub>" Arch  
Interchanges Reyco T3086, 9,000 lb.  
21B Suspension  
**Part No. TRA2256-SP**




Trailer Spring, Eight Leaf - 2<sup>3</sup>/<sub>4</sub>" Low Arch  
Interchanges TRA-2732  
**Part No. 752-01**




Trailer Spring, Eight Leaf - High 5" Arch  
Interchanges TRA-2260  
**Part No. 752-05**




Trailer Spring, Eight Leaf, 4" Arch  
Interchanges Gindy 5507-8A, Webb D22082  
10,000 lb.  
**Part No. TRA2493-SP**



Trailer Spring, Nine Leaf 2<sup>1</sup>/<sub>2</sub>" Arch  
Interchanges Reyco T7452, 13,000 lb  
**Part No. TRA2297-SP**  
**Part No. TRA2297HD** (10-leaf, 14,500 lb)



Trailer Spring, 9 Leaf, 4-7/8" Arch  
11,500 lb. capacity. Turn back ends both sides.  
Interchanges UXA000252  
**Part No. TRA696**



Trailer Spring, TEN Leaf, Medium 2-5/8" Arch  
15,000 lb.  
Interchanges Reyco 13856-01  
**Part No. TRA3343**



**FLEETCRAFT U-BOLT KITS**

**U-BOLT KITS: Each kit contains:**

- 2 SAE U-bolts with 6 inches of thread.
- 4 heat treated Grade 8 nuts.
- 4 A325 heat treated washers.
- *All packaged in a secure box.*



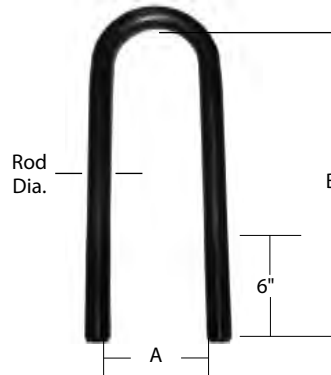
**Round Top U-Bolt Kits**

**7/8" Rod Diameter**

7/8"-14 NF Threads.

6" of thread. Grade 5

Part No.	(A) I.D. Width(")	(B) Length (Inches)
1014350KIT	3	11
1014264KIT	3	12
1014352KIT	3	13
1014353KIT	3	14
1014265KIT	3	15
1014355KIT	3	16
1014358KIT	3	17
1014266KIT	3	18
1014309KIT	3 1/2	15
1014310KIT	3 1/2	16
1014267KIT	5	12
1014269KIT	5	14
1014268KIT	5	15



**Round Top U-Bolt Kits**

**3/4" Rod Diameter, Grade 8**

3/4"-16 NF Threads. 6" of thread.

Part No.	(A) I.D. Width(")	(B) Length (Inches)
1214264KIT	3	12-5/8
1214352KIT	3	13-5/8
1214265KIT	3	15-5/8
1214353KIT	3	16-5/8
1214266KIT	3	18-5/8




**TRUCK BODY U-Bolt Kits**

**5/8" Rod Diameter, 3.5" wide Square/Offset.**

**Kit contains:**

- 4 u-bolts, 4 tie plates,
- 8 nuts, 8 washers

Part No.	(A) I.D. Width(")	(B) Length (Inches)
1414371KIT	3.5	14
1414372KIT	3.5	16
1414373KIT	3.5	18
1414375KIT	3.5	20
1414376KIT	3.5	22

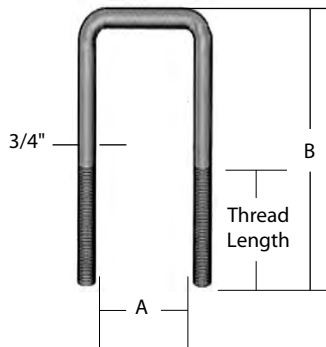


**Square Top U-Bolt Kits**

**3/4" Rod Dia., Grade 8**

3/4"-16 NF Threads. 6" of thread.

Part No.	(A) I.D. Width(")	(B) Length (Inches)
1214370KIT	3	11
1214354KIT	3	12



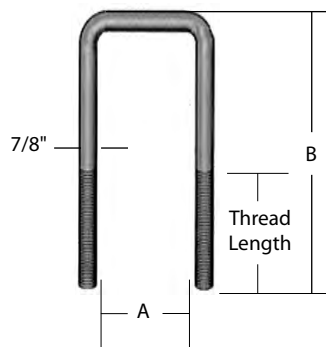
**Square Top U-Bolt Kits**

**7/8" Rod Dia., Grade 8**

7/8"-14 NF Threads

Part No.	(A) I.D. Width(")	(B) Length (Inches)
1014274KIT	5	15

With 6" of thread.

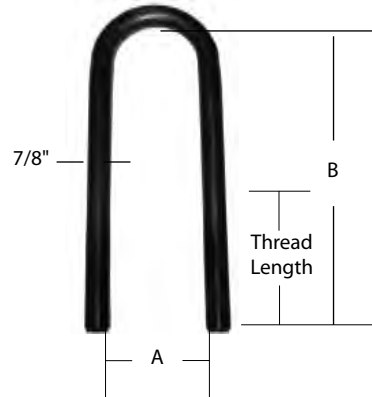




## INDIVIDUAL U-BOLTS

### 3" Wide Round Top U-Bolts 7/8" Rod Diameter, 7/8"-14 NF Threads

Part No.	(A) I.D. Width (")	(B) Length (Inches)	Thread Length (")
7/8X3X11	3	11	3 <sup>1</sup> / <sub>2</sub>
7/8X3X12	3	12	3 <sup>1</sup> / <sub>2</sub>
7/8X3X13	3	13	3 <sup>1</sup> / <sub>2</sub>
7/8X3X14	3	14	3 <sup>1</sup> / <sub>2</sub>




### 5" Wide Round Top U-Bolts 7/8" Rod Diameter, 7/8"-14 NF Threads

Part No.	(A) I.D. Width (")	(B) Length (Inches)	Thread Length (")
7/8X5X12	5	12	3 <sup>1</sup> / <sub>2</sub>



### NEWAY FLAT TOP U-BOLTS 5" Wide, 1" Rod Diameter, 1"-8 Threads

Part No.	(A) I.D. Width (")	(B) Length (Inches)	Thread Length (")
90041878	6 <sup>5</sup> / <sub>16</sub>	9 <sup>1</sup> / <sub>2</sub>	2 <sup>1</sup> / <sub>4</sub>
90042791	6 <sup>5</sup> / <sub>16</sub>	10 <sup>1</sup> / <sub>2</sub>	3 <sup>1</sup> / <sub>2</sub>
90042792	6 <sup>5</sup> / <sub>16</sub>	12 <sup>1</sup> / <sub>2</sub>	3 <sup>1</sup> / <sub>2</sub>



**Caution Here!**  
Are you buying the right bolt for your application?

### DURALITE GRADE 8 SUSPENSION U-BOLTS

Part Number	Spring Application	Mounting Height	Seat Height
XB-SP0074-K	365-00	15.5"	3/4"
	365-01	13.75"	3/4"
	354-00	16"	1-1/4"
	355-00	14.5"	1-1/4"
	356-00	13.75"	1-1/4"
	360-00	17"	2-1/4"
	363-00	14.75"	2-1/4"
XB-SP0074-M	365-00	16.5"	1-3/4"
	365-01	14.25"	1-3/4"
	354-00	17"	2-1/4"
	355-00	15.5"	2-1/4"
	356-00	14.75"	2-1/4"



XB-SP0074-R also available.

### NUTS AND WASHERS FOR U-BOLTS

Part No.	Size	Description
NL5481	3/4"	Flat washer, heat treated, 25/32" ID, 1 <sup>15</sup> / <sub>32</sub> " OD.
35-00	7/8"	Flat washer, 13/16" ID, 13/16" OD
93900027	1"	Neway Flat washer, 1 <sup>1</sup> / <sub>32</sub> " ID, 1 <sup>5</sup> / <sub>8</sub> " OD
39D12	3/4"-16	Hi-nut, Gr8, 1 <sup>1</sup> / <sub>32</sub> " across hex, 1" high
34-00	7/8"-14	Hi-nut, Gr8, 1 <sup>7</sup> / <sub>32</sub> " hex, 1 <sup>5</sup> / <sub>32</sub> " high
93400502	1"-8	NewayLock Nut, for Flat Top U-Bolts





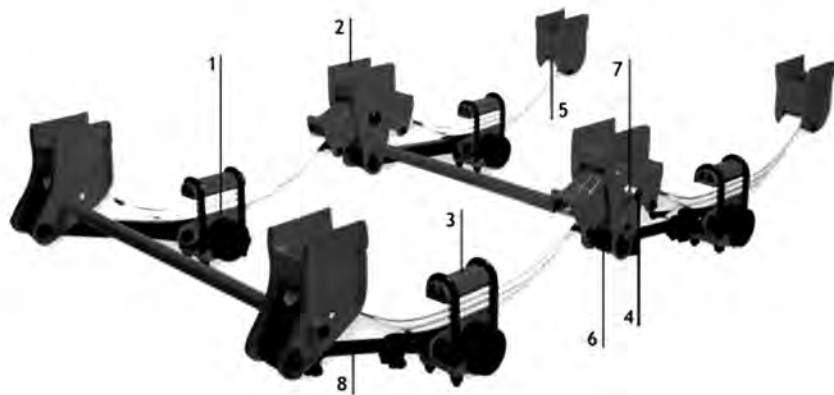
## HUTCHENS SUSPENSION FEATURES

### After all these years, it is still the most versatile trailer suspension on the road today.

The Hutch 9700 Series remains the leader in the long and distinguished line of trailer suspension systems. Hutch Suspensions incorporate innovative thinking that results in a durable and reliable system that not only extends service life, reduces downtime and protects your cargo – but also provides a smooth and comfortable ride.



- 1) Improved spring seat design that efficiently transfers forces from the axle to the spring.
- 2) All hangers and equalizers are made from lightweight fabricated or cast steel.
- 3) Lighter top plate that offers greater stability under U-bolt clamp loads.
- 4) Huck "lockbolt" fastening system that is virtually maintenance-free.
- 5) ½" wear pads in hangers and equalizers.
- 6) Wrapped fabricated torque arm eye-ends prevent separation under extreme conditions.
- 7) Million Mile Rocker Bushing that virtually eliminates bushing fatigue and failure.
- 8) "NEVER-SEEZ<sup>®</sup>" coated torque arm screws are painted to resist corrosion while allowing easy adjustment for suspension alignment.



### Hutchens Boxed Kits:

For 5" round axle, **LESS SPRINGS. Single, Tandem, and Triaxle.**

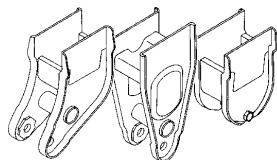
<u>Part No.</u>	<u>Description</u>
H9700S-FL/B	Single, flange mount, 3/4" seat height
H9700S-ST/B	Single, straddlemount, 3/4" seat height
H9700S-U/B	Single, undermount, 3/4" seat height
H9700T-FL/B	Tandem, flange mount, 3/4" seat height
H9700T-ST/B	Tandem, straddlemount, 3/4" seat height
H9700T-UM/B	Tandem, undermount, 3/4" seat height
H9700T-US/IB/B	Tandem, underslung, I-Beam mount 3/4" seat height
H9700T-US/UM/B	Tandem, underslung, undermount, 3/4" seat height
H9700TRI-ST/B	Triaxle, straddlemount, 3/4" seat height
H9700TRI-U/B	Triaxle, undermount, 3/4" seat height
H9700TRI-US/UM/B	Triaxle, underslung, undermount 3/4" seat height (Bump out blocks included in Triaxle)



## HUTCHENS H9700 and CH9700 SUSPENSIONS

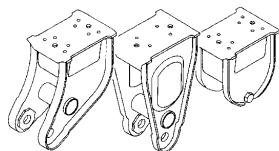


### Fabricated (H)



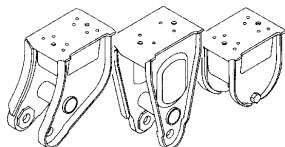
#### Straddle Mount (Str/Mt)

Straddle mount hangers are for use with box type frames. Each hanger straddles the frame and is welded to both sides of the frame.



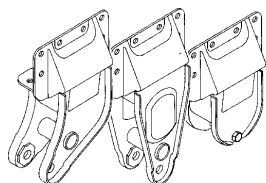
#### Under Mount Un/mt)

Under Mount hangers are welded flush to the bottom of the frame.



#### Side Mount (Si/mt)

Side mount hangers are welded to the side of the frame. They are useful on flatbed sliders and "maximum cube" vans.



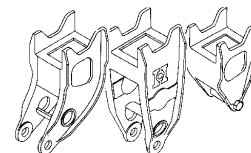
#### Flange Mount (Fl/mt)

Flange mount hangers may be welded or bolted to the frame, or a combination of bolting and welding may be used.



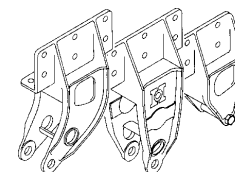
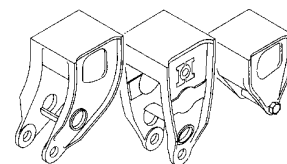
### H9700 CH9700

### Cast (CH)



#### Under Mount Weld-On (Un/mt/wo) or Side Mount Weld-On (Si/mt/wo)

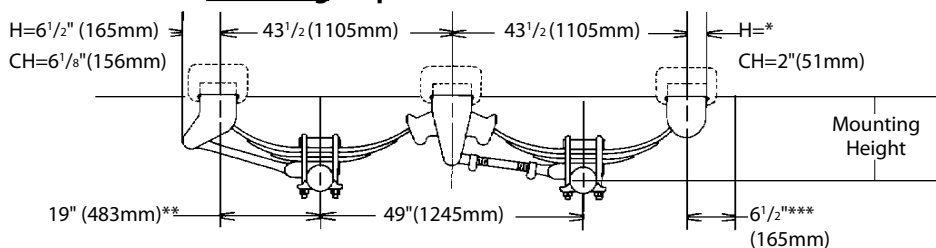
The versatile cast weld-on hangers can be used for either under mount or side mount applications.



### Capacity

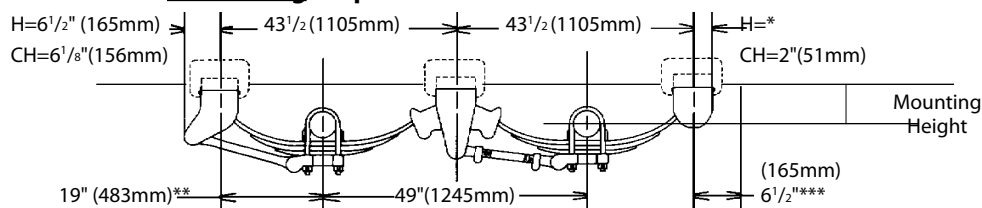
The 9700 series suspension has a Gross Axle Weight Rating (G.A.W.R.) of 22,400 lbs when equipped with single leaf, two leaf, standard three leaf and seven leaf springs. Heavy duty three leaf and eight leaf springs raise the G.A.W.R. to 25,000 lbs.

#### Standard Overslung Suspension with standard 49 inch axle centers



\* Str/Mt- $3\frac{1}{2}" (89\text{mm})$ , Un/mt & Si/mt= $3\frac{7}{8}" (99\text{mm})$ , Fl/mt- $5\frac{1}{2}" (140\text{mm})$  \*\*Ref.: This dimension may vary with changes in springs, spring seat heights, etc. \*\*\*Recommended spring clearance.

#### Standard Underslung Suspension with standard 49 inch axle centers



\* Str/Mt- $3\frac{1}{2}" (89\text{mm})$ , Un/mt & Si/mt= $3\frac{7}{8}" (99\text{mm})$ , Fl/mt- $5\frac{1}{2}" (140\text{mm})$  \*\*Ref.: This dimension may vary with changes in springs, spring seat heights, etc. \*\*\*Recommended spring clearance.



## HUTCHENS H9700 / CH9700 SUSPENSIONS & MOUNTING HEIGHT

### Ordering a 9700 Series Suspension System

The following options need to be considered when ordering a "Hutch" 9700 Series suspension:

**1. The number of axles** - on a tandem, standard axle spacing is 49" unless otherwise specified.

**2. Choose the type of hanger.** (See hanger types in this catalog.)

Specify fabricated (H) or cast (CH).

**3. Determine the mounting height you need.** A mounting height chart is shown below.

Mounting height depends on

**Suspension configuration** - Overslung for standard range of mounting heights; Underslung for when lower mounting heights are required.

**Axle size** - 5 inch round is considered standard.

**Spring Seat Height:** Available in heights from 3/4" to 4-3/4" in 1/2" increments.

**Spring Type.** Consideration is given to number of leaves and arch, standard or heavy duty. The spring seat height and the spring determine the length of u-bolts required.

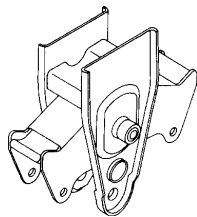
**4. Choose u-bolt diameter** - 7/8" is standard, 3/4" is optional.



### Rocker and Center Hanger Fastener

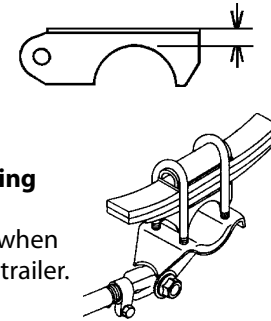
Standard Huck Fastener (Shown)

Optional 1-1/8" X 7" Capscrew and Nut



### Optional No-Hop Attach Fitting

Rear Axle Only  
Prevents axle "hop" when braking with empty trailer.



### MOUNTING HEIGHT

SPRINGS	5" ROUND & 5" SQUARE AXLE										UNDERSLUNG	
	3/4	1-1/4	1-3/4	2-1/4	2-3/4	3-1/4	3-3/4	4-1/4	4-3/4	3/4	2-1/4	
Seat Height--->												
363-00 (single)	13 <sup>3</sup> / <sub>4</sub> "	14 <sup>1</sup> / <sub>4</sub> "	14 <sup>3</sup> / <sub>4</sub> "	15 <sup>1</sup> / <sub>4</sub> "	15 <sup>3</sup> / <sub>4</sub> "	16 <sup>1</sup> / <sub>4</sub> "	16 <sup>3</sup> / <sub>4</sub> "	17 <sup>1</sup> / <sub>4</sub> "	17 <sup>3</sup> / <sub>4</sub> "	5 <sup>3</sup> / <sub>4</sub> "	4 <sup>1</sup> / <sub>4</sub> "	
356-00 (three)	13 <sup>3</sup> / <sub>4</sub> "	14 <sup>1</sup> / <sub>4</sub> "	14 <sup>3</sup> / <sub>4</sub> "	15 <sup>1</sup> / <sub>4</sub> "	15 <sup>3</sup> / <sub>4</sub> "	16 <sup>1</sup> / <sub>4</sub> "	16 <sup>3</sup> / <sub>4</sub> "	17 <sup>1</sup> / <sub>4</sub> "	17 <sup>3</sup> / <sub>4</sub> "	4 <sup>1</sup> / <sub>2</sub> "	3 <sup>1</sup> / <sub>4</sub> "	
751-01 (seven)	13 <sup>3</sup> / <sub>4</sub> "	14 <sup>1</sup> / <sub>4</sub> "	14 <sup>3</sup> / <sub>4</sub> "	15 <sup>1</sup> / <sub>4</sub> "	15 <sup>3</sup> / <sub>4</sub> "	16 <sup>1</sup> / <sub>4</sub> "	16 <sup>3</sup> / <sub>4</sub> "	17 <sup>1</sup> / <sub>4</sub> "	17 <sup>3</sup> / <sub>4</sub> "	3 <sup>3</sup> / <sub>4</sub> "	2 <sup>1</sup> / <sub>4</sub> "	
365-01 (three)	13 <sup>3</sup> / <sub>4</sub> "	14 <sup>1</sup> / <sub>4</sub> "	14 <sup>3</sup> / <sub>4</sub> "	15 <sup>1</sup> / <sub>4</sub> "	15 <sup>3</sup> / <sub>4</sub> "	16 <sup>1</sup> / <sub>4</sub> "	16 <sup>3</sup> / <sub>4</sub> "	17 <sup>1</sup> / <sub>4</sub> "	17 <sup>3</sup> / <sub>4</sub> "	4 <sup>1</sup> / <sub>4</sub> "	2 <sup>3</sup> / <sub>4</sub> "	
752-01 (eight)	14 <sup>1</sup> / <sub>4</sub> "	14 <sup>3</sup> / <sub>4</sub> "	15 <sup>1</sup> / <sub>4</sub> "	15 <sup>3</sup> / <sub>4</sub> "	16 <sup>1</sup> / <sub>4</sub> "	16 <sup>3</sup> / <sub>4</sub> "	17 <sup>1</sup> / <sub>4</sub> "	17 <sup>3</sup> / <sub>4</sub> "	18 <sup>1</sup> / <sub>4</sub> "	3 <sup>3</sup> / <sub>4</sub> "	2 <sup>1</sup> / <sub>4</sub> "	
355-00 (three)	14 <sup>1</sup> / <sub>2</sub> "	15"	15 <sup>1</sup> / <sub>2</sub> "	16"	16 <sup>1</sup> / <sub>2</sub> "	17"	17 <sup>1</sup> / <sub>2</sub> "	18"	18 <sup>1</sup> / <sub>2</sub> "	5 <sup>1</sup> / <sub>2</sub> "	4"	
360-00 (single)	16"	16 <sup>1</sup> / <sub>2</sub> "	17"	17 <sup>1</sup> / <sub>2</sub> "	18"	18 <sup>1</sup> / <sub>2</sub> "	19"	19 <sup>1</sup> / <sub>2</sub> "	20"	8"*	6 <sup>1</sup> / <sub>2</sub> "*	
354-00 (three)	16"	16 <sup>1</sup> / <sub>2</sub> "	17"	17 <sup>1</sup> / <sub>2</sub> "	18"	18 <sup>1</sup> / <sub>2</sub> "	19"	19 <sup>1</sup> / <sub>2</sub> "	20"	7"	5 <sup>1</sup> / <sub>2</sub> "	
751-05 (seven)	16"	16 <sup>1</sup> / <sub>2</sub> "	17"	17 <sup>1</sup> / <sub>2</sub> "	18"	18 <sup>1</sup> / <sub>2</sub> "	19"	19 <sup>1</sup> / <sub>2</sub> "	20"	6"	4 <sup>1</sup> / <sub>2</sub> "	
751-06 (seven)	16"	16 <sup>1</sup> / <sub>2</sub> "	17"	17 <sup>1</sup> / <sub>2</sub> "	18"	18 <sup>1</sup> / <sub>2</sub> "	19"	19 <sup>1</sup> / <sub>2</sub> "	20"	6"	4 <sup>1</sup> / <sub>2</sub> "	
(for single axle)												
365-00 (three)	16"	16 <sup>1</sup> / <sub>2</sub> "	17"	17 <sup>1</sup> / <sub>2</sub> "	18"	18 <sup>1</sup> / <sub>2</sub> "	19"	19 <sup>1</sup> / <sub>2</sub> "	20"	6 <sup>1</sup> / <sub>2</sub> "	5"	
752-05 (eight)	16 <sup>1</sup> / <sub>2</sub> "	17"	17 <sup>1</sup> / <sub>2</sub> "	18"	18 <sup>1</sup> / <sub>2</sub> "	19"	19 <sup>1</sup> / <sub>2</sub> "	20"	20 <sup>1</sup> / <sub>2</sub> "	6"	4 <sup>1</sup> / <sub>2</sub> "	
752-06 (eight)	16 <sup>1</sup> / <sub>2</sub> "	17"	17 <sup>1</sup> / <sub>2</sub> "	18"	18 <sup>1</sup> / <sub>2</sub> "	19"	19 <sup>1</sup> / <sub>2</sub> "	20"	20 <sup>1</sup> / <sub>2</sub> "	6"	4 <sup>1</sup> / <sub>2</sub> "	
(for single axle)												

### Mounting heights shown are for FABRICATED hangers...springs Unloaded.

These dimensions should be considered approximations due to spring tolerances, etc...Cast Hangers produce slightly lower heights: (1/4 - 3/8")

Mount Heights must not exceed 17-1/4" on No-Hop suspensions. For best performance, do not exceed 17-1/4" mounting heights on ANY suspension.

It is recommended that a minimum of 4-1/2" vertical clearance be maintained above the tires with trailer or chassis in an unloaded condition.

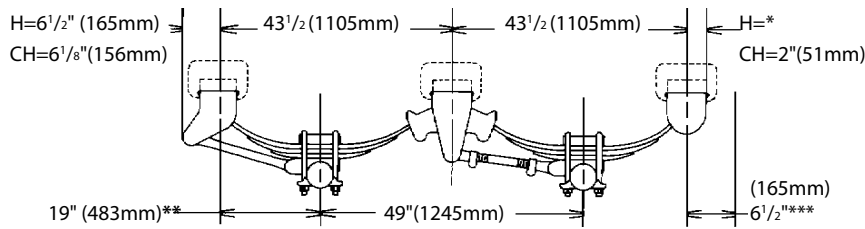
When using springs other than 751/52-06 in single applications, expect a slight reduction in mounting height. (Approx. 1/4")

\*For single leaf, underslung application, refer to Hutch drawing number 9880-00.

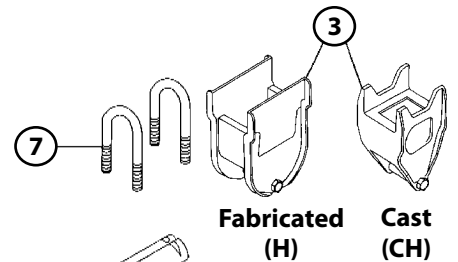




# HUTCHENS H9700 and CH9700 SUSPENSIONS



\* Str/Mt-3 1/2"(89mm), Un/mt & Si/mt=3 7/8"(99mm), Fl/mt-5 1/2"(140mm)  
 \*\* Ref.: This dimension may vary with changes in springs, spring seat heights, etc.  
 \*\*\* Recommended spring clearance.

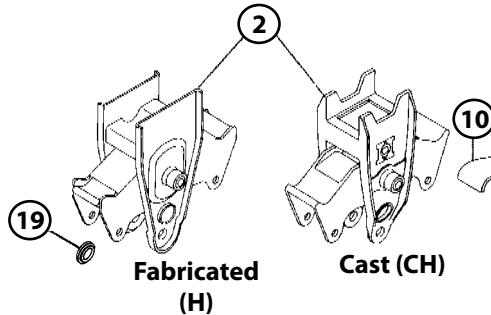


**Fabricated (H)** **Cast (CH)**

## H9700 and CH9700

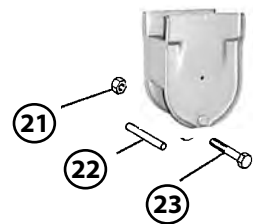
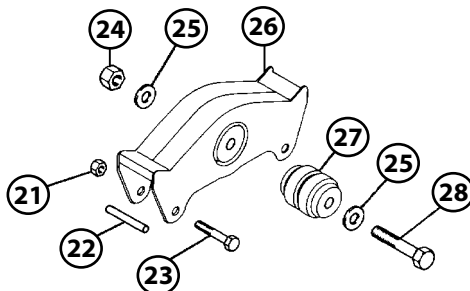
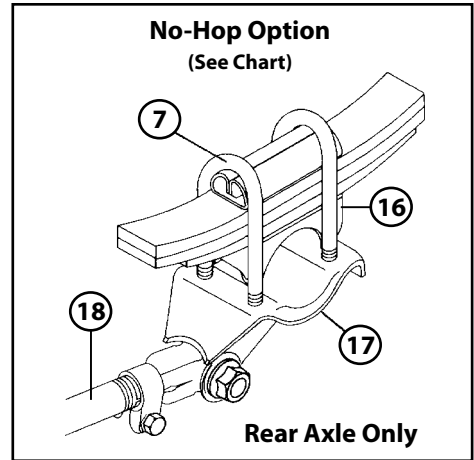
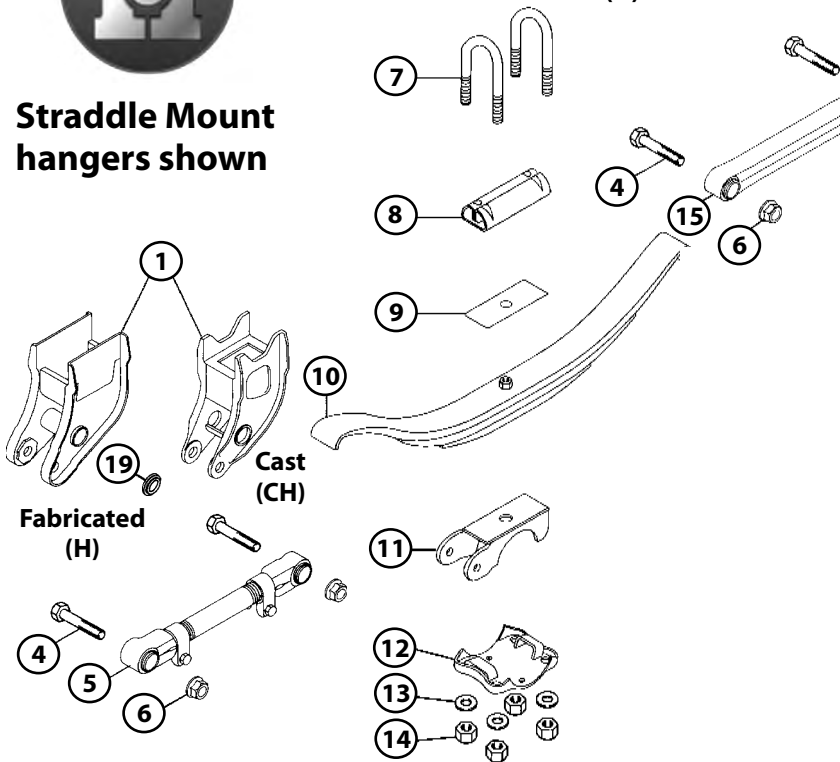


**Straddle Mount hangers shown**



**Fabricated (H)** **Cast (CH)**

**SEE CHART NEXT PAGE**  
 >>>>>>





**HUTCHENS H-9700 and CH9700 SUSPENSIONS**

Item	Part No.	Quantity		Description	SEE LAYOUT PREVIOUS PAGE <<<<<<<
		Single Axle	Tandem Axle		
1	See Hanger Chart A	2	2	Front Spring Hanger	
2	See Hanger Chart A	0	2	Center Rock/Rocker Hanger Assembly	
3	See hanger Chart A	2	2	Rear Spring Hanger Assembly	
4	719-02	4	8	Radius Rod Bolt - 1-14-UNS x 5	
5	16398-04	1	2	Radius Rod With Bushing - 19.25 Long	
6	10562-00	4	8	Flange Locknut - 1-14UNS, GR,F, Cad Pl.	
7	See U-Bolt Chart	4	8	U-Bolt - Std. 0.875 U-Bolt	
8	16868-01	2	4	Top Plate	
9	17350-02	2	4	Galvanized Spring Liner, 3.00" x 7.50"	
10	See Spring Pages	2	4	Spring Assembly - Std. 3 Leaf (Shown)	
11	See Spring Seat Chart C	2	4	Spring Seat 5" Round (Shown)	
12	See Bottom Plate Chart D	2	4	Bottom Plate, 5" Round, (Shown)	
13	35-00	8	16	Washer-PI, 15/16 ID x 1-3/4 OD (For Std. .875 U-Bolt)	
	or 817-00	8	16	Washer - 1/8 x 13/16 ID x 1-1/2 OD (For Opt. .75 U- Bolt)	
14	34-04 or 16303-01	8	16	Hex Nut - 7/8"-14UNF (For .875 U-Bolt Shown)	
	715-00	8	16	Hex Nut - 3/4"-16UNF (For Optional .75 U-Bolt)	
15	715-00	1	2	Nonadjustable Radius Rod With Bushing	
16	See No-Hop Chart E	0	2	Spring Seat - Replaces rear Spring Seat Only	
17	See No-Hop Chart E	0	2	Attach Fitting - Replaces Rear Bottom Plate Only	
18	See No-Hop Chart E	0	2	Adjustable Rad. Rod W/Bushing - Replaces 1 adjustable and 1 nonadjustable radius rod on rear axle only.	
19	7717-01	2 Per Hanger		Washer Bushing - Replaces side plate washer 10561-00 on fabricated front and center hangers only.	
20	722-00	2 Per Radius Rod		Radius Rod Bushing Only - 3" Long	
21	37-03	2 Per Rocker		Hex Lock Nut, 5/8-18UNF Gr. B (Shipped loose, not part of center rock and hanger ass'y. However it is part of rear hanger assembly.)	
		1 Per Rear Hanger			
22	756-00	2 Per Rocker		Sleeve Spacer - 3/4 OD x 18 ga. x 3-1/4 long.	
		1 Per Rear Hanger		Shipped loose, not part of center rock and hanger ass'y. However it is part of rear hanger assembly.)	
23	759-00	2 Per Rocker		Hex Bolt - 5/8-18UNF x 4-1/2Lg., Gr 2 - (Shipped loose, 1 Per Rear Hanger not part of center rocker and hanger ass'y. However it is part of rear hanger assembly.)	
24	11154-00	1 Per Rocker		Hex Lock Nut - 1-1/8-7UNC, GR5	
25	837-00	2 Per Rocker		Washer - 1/8 x 1-1/4 ID x 2-1/4 OD	
26	16158-01			Fabricated Rocker Assy w/Rubber Bushing (Shown)	
	17784-01			Cast Rocker Assembly w/Rubber Bushing (Not Shown)	
27	18723-01	1 Per Rocker		Rocker Bushing Only - Rubber	
28	16150-01	1 Per Rocker		Hex Cap Screw - 1-1/8" - 7 x 6.62" Lg., GR 5	



**HANGER CHART A (Fabricated (H) and Cast (CH) Hangers)**

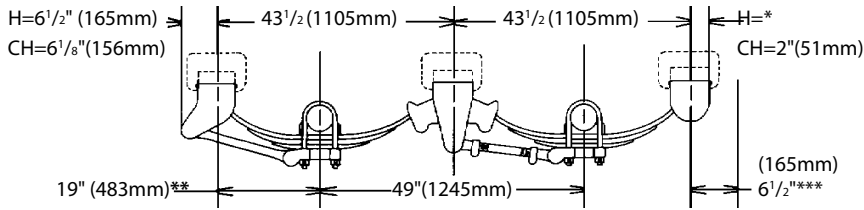
Description	Part No.	Straddle Mt	Under Mt	Side Mount	Flange Mt/Bolt on
Front Hgr., Fab (H)		7701-01	20728-01	20729-01/20730-01	7701-07/7701-08
Front Hgr., Cast (CH)		702-01	L 16291-03 R 16291-04	L 16291-03 R 16291-04	L 702-11 R 702-12
Rocker & Hgr. Assy., Fab. (H)	16319-	-01	-02	-04	-07
Rocker & Hgr. Assy., Cast (CH)	16319-	-51	-52	-52	-57
Rocker Hgr. Only, Fab (H)		16169-01	16171-01	16175-01	16178-01
Rocker Hgr. Only, Cast (CH)		16196-03	16197-03	16197-03	16199-03
Rear Hgr. Assy., Fab. (H)	7703-	-01	20732-01	20733-01 20734-04	L-07 R-08
Rear Hgr. Assy., Cast (CH)		712-01	L 16293-01 R 16293-02	L 16293-01 R 16293-02	L 712-11 R 712-12

**SPRING SEAT CHART C**

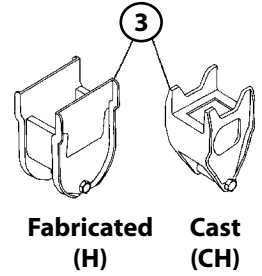
Seat Height	3/4	1 1/4	1 3/4	2 1/4	2 3/4	3 1/4	3 3/4	4 1/4	4 3/4
5" Round	19360-01	19360-02	19360-03	19360-04	19360-05	19360-06	19360-07	19360-08	19360-09
5" X 5" Square	19365-01	19365-02	19365-03	19365-04	19365-05	19365-06	19365-07	19365-08	19365-09
4" X 6" Rect.	19364-01	19364-02	19364-03	19364-04	19364-05	19364-06	19364-07	19364-08	19364-09



# HUTCHENS UNDERSLUNG H9700 and CH9700 SUSPENSIONS



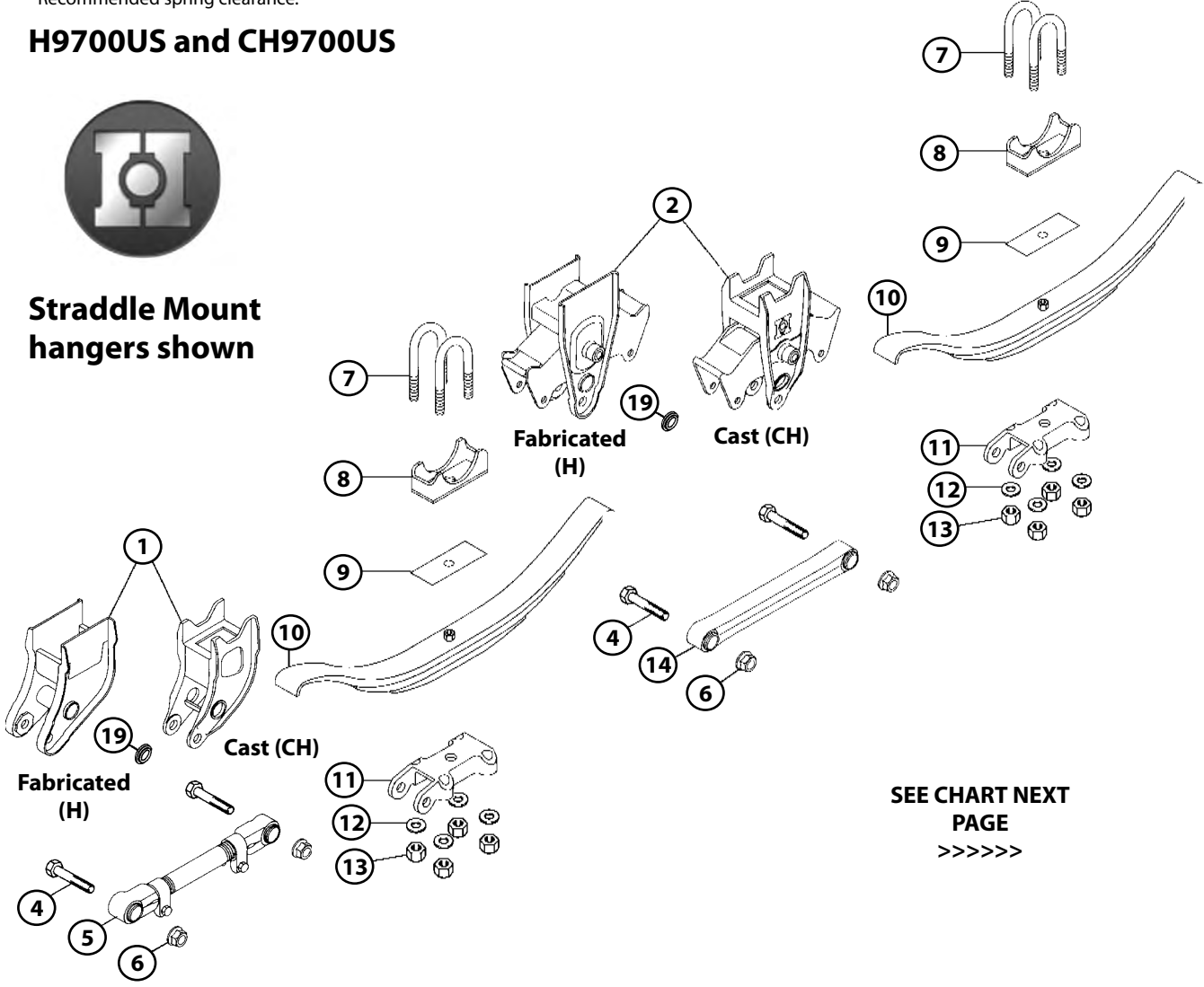
\* Str/Mt-3 1/2"(89mm), Un/mt & Si/mt=3 7/8"(99mm), Fl/mt-5 1/2"(140mm)  
 \*\* Ref.: This dimension may vary with changes in springs, spring seat heights, etc.  
 \*\*\* Recommended spring clearance.



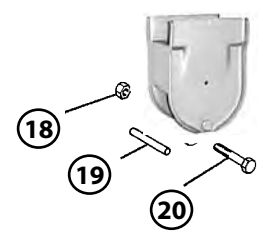
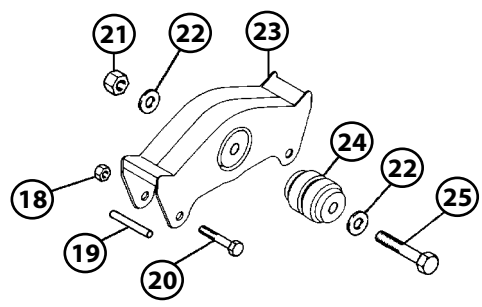
## H9700US and CH9700US



Straddle Mount hangers shown



SEE CHART NEXT PAGE >>>>>





**HUTCHENS UNDERSLUNG H9700US and CH9700US**

Item	Part No.	Quantity		Description	SEE LAYOUT PREVIOUS PAGE
		Single Axle	Tandem Axle		<<<<<<<
1	<b>See Hanger Chart A This Page</b>	2	2	Front Spring Hanger	
2	<b>See Hanger Chart A This Page</b>	0	2	Center Rock/Rocker Hanger Assembly	
3	<b>See hanger Chart A This Page</b>	2	2	Rear Spring Hanger Assembly	
4	719-02	4	8	Radius Rod Bolt - 1-14-UNS x 5	
5	16398-04	1	2	Radius Rod With Bushing - 19.25 Long	
6	10562-00	4	8	Flange Locknut - 1-14UNS, GR,F, Cad Pl.	
7	<b>See U-Bolt Chart</b>	4	8	U-Bolt - Std. 0.875 U-Bolt	
8	<b>See Spring Seat Chart G This Page</b>	2	4	Spring Seat 5" Round (Shown)	
9	17350-02	2	4	Galvanized Spring Liner, 3.00" x 7.50"	
10	<b>See Spring Pages</b>	2	4	Spring Assembly - Std. 3 Leaf (Shown)	
11	706-01	2	4	Bottom Plate Att. for 5" round and 5" square, -not 4x6.	
12	35-00	8	16	Washer-PI, 15/16 ID x 1-3/4 OD (For Std. .875 U-Bolt)	
	or 817-00	8	16	Washer - 1/8 x 13/16 ID x 1-1/2 OD (For Opt. .75 U- Bolt)	
13	34-04 or	8	16	Hex Nut - 7/8"-14UNF (For .875 U-Bolt Shown)	
	16303-01	8	16	Hex Nut - 3/4"-16UNF (For Optional .75 U-Bolt)	
14	715-00	1	2	Nonadjustable Radius Rod With Bushing	
16	7717-01	2 Per Hanger		Washer Bushing - Replaces side plate washer 10561-00 on fabricated front and center hangers only.	
17	722-00	2 Per Radius Rod		Radius Rod Bushing Only - 3" Long	
18	37-03	2 Per Rocker		Hex Lock Nut, 5/8-18UNF Gr. B (Shipped loose, not part of center rock and hanger ass'y. However it is part of rear hanger assembly.)	
		1 Per Rear Hanger			
19	756-00	2 Per Rocker		Sleeve Spacer - 3/4 OD x 18 ga. x 3-1/4 long. Shipped loose, not part of center rock and hanger ass'y. However it is part of rear hanger assembly.)	
		1 Per Rear Hanger			
20	759-00	2 Per Rocker		Hex Bolt - 5/8-18UNF x 4-1/2Lg., Gr 2 - (Shipped loose, not part of center rock and hanger ass'y. However it is part of rear hanger assembly.)	
		1 Per Rear Hanger			
21	11154-00	1 Per Rocker		Hex Lock Nut - 1-1/8-7UNC, GR5	
22	837-00	2 Per Rocker		Washer - 1/8 x 1-1/4 ID x 2-1/4 OD	
23	16158-01			Fabricated Rocker Assy w/Rubber Bushing (Shown)	
	17784-01			Cast Rocker Assembly w/Rubber Bushing (Not Shown)	
24	18723-01	1 Per Rocker		Rocker Bushing Only - Rubber	
25	16150-01	1 Per Rocker		Hex Cap Screw - 1-1/8" - 7 x 6.62" Lg., GR 5	



**HANGER CHART A (Fabricated (H) and Cast (CH) Hangers)**

Description	Part No.	Straddle Mt	Under Mt	Side Mt	Flange Mt/Bolt on
Front Hgr., Fab (H)	7701-	-01	-02	L-03 R-04	L-07 R-08
Front Hgr., Cast (CH)		702-01	L 16291-03 R y	L 16291-03 R 16291-04	L 702-11 R 702-12
Rocker & Hgr. Assy., Fab. (H)	16319-	-01	-02	-04	-07
Rocker & Hgr. Assy., Cast (CH)	16319-	-51	-52	-52	-57
Rocker Hgr. Only, Fab (H)		16169-01	16171-01	16175-01	16178-01
Rocker Hgr. Only, Cast (CH)		16196-03	16197-03	16197-03	16199-03
Rear Hgr. Assy., Fab. (H)	7703-	-01	20732-01	20733-01 20734-04	L-07 R-08
Rear Hgr. Assy., Cast (CH)		712-01	L y	L 16293-01 R 16293-02	L 712-11 R 712-12

**SPRING SEAT CHART G**

Seat Height	3/4	1 1/4	1 3/4	2 1/4	2 3/4	3 1/4	3 3/4	4 1/4	4 3/4
5" Round	22215-01	22215-02	22215-03	22215-04	NR	--	--	--	--
5" X 5" Square	7759-01	7759-02	7759-03	7759-04	NR	--	--	--	--
4" X 6" Rect.	NR	7727-02	7727-03	7727-04	NR	--	--	--	--



## HUTCHENS TRAILER SLIDERS

**After all these years, it is still the most durable and reliable slider on the road today.**

The Hutch 9800 Series of sliders is a continuously evolving line of trailer slider systems. Whether your requirements are for a standard 49" tandem axle or a widespread axle application, the 9800 Series has a sliding subframe to fit your specific needs.

Overall subframe heights from 8 1/2" to 10 1/2" deep (as measured from the top of the body rail to the bottom of the subframe) combined with our versatile Hutch 9700 Series suspension results in a wide variation of mounting heights and weight capacities up to 25,000 lbs./axle.

All 9800 Series sliders offer the Hutch EZ-PULL pin release system as standard. The Hutch P3 (Pneumatic Pin Puller) air-actuated system is available as an option.



With all of these features, various widths, and body rail lengths up to 328", the Hutch 9800 family of sliders can meet any of your van trailer requirements.

### How To Order Your 9800 Series Slider System

*The basis of any order must begin with a complete description of the unit. The following procedure will provide the descriptive information required:*

1. Determine the frame width required by adding 4" to the spring centers you will be using.
2. Determine the slider assembly depth you require. Slider depth is measured from the top of the body rails to the bottom of the sliding subframe.
3. Hutchens only provides 9800 Series sliders with hangers and pipe braces installed at our factory. Unless otherwise specified, fabricated (H) 9700 straddlemount hangers for 49" axle centers are assumed.
4. Select the range of slide adjustment you need and what body rail length will provide that range.
5. A locator bar assembly is a standard component with every Hutch slider. The locator bar should be used as directed when positioning the slider.



### STOCKING PART NUMBERS For H9800 Series Sliders

**H9801 sliders have an 8.5" overall height, H9811 sliders have a 10.5" overall height.**

**Sliders with 38" Spring Centers, 42" Box Width With Straddle Hangers Installed\***

Part No.	Description
<b>H9801-42</b>	Slider box with hangers, 8.5" overall height.
<b>H9811-42</b>	Slider box with hangers, 10.5" overall height
<b>H9811-42-192</b>	Slider box with hangers and 192" rails, and one manual stop bar. 10.5" overall height.
<b>H9811-42-9700WR</b>	Slider box with complete H9700** suspension, 192" rails and one manual stop bar. 10.5"

**Sliders with 44" Spring Centers, 48" Box Width With Straddle Hangers Installed\***

<b>H9801-48</b>	Slider box with hangers, 8.5" overall height.
<b>H9811-48</b>	Slider box with hangers, 10.5" overall height.
<b>H9811-48-9700WR</b>	Slider box with complete H9700** suspension, 192" rails and one and one manual stop bar.

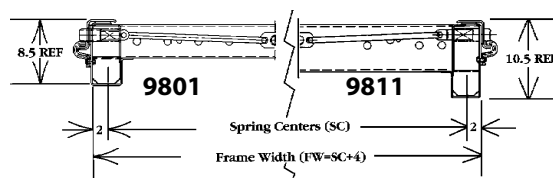


\* Factory hanger installation includes rockers.

\*\* Suspension has 3/4" spring seats for 5 inch round axles, with U-bolts lengths for 3 leaf springs.

These specifications can be changed to meet your needs.

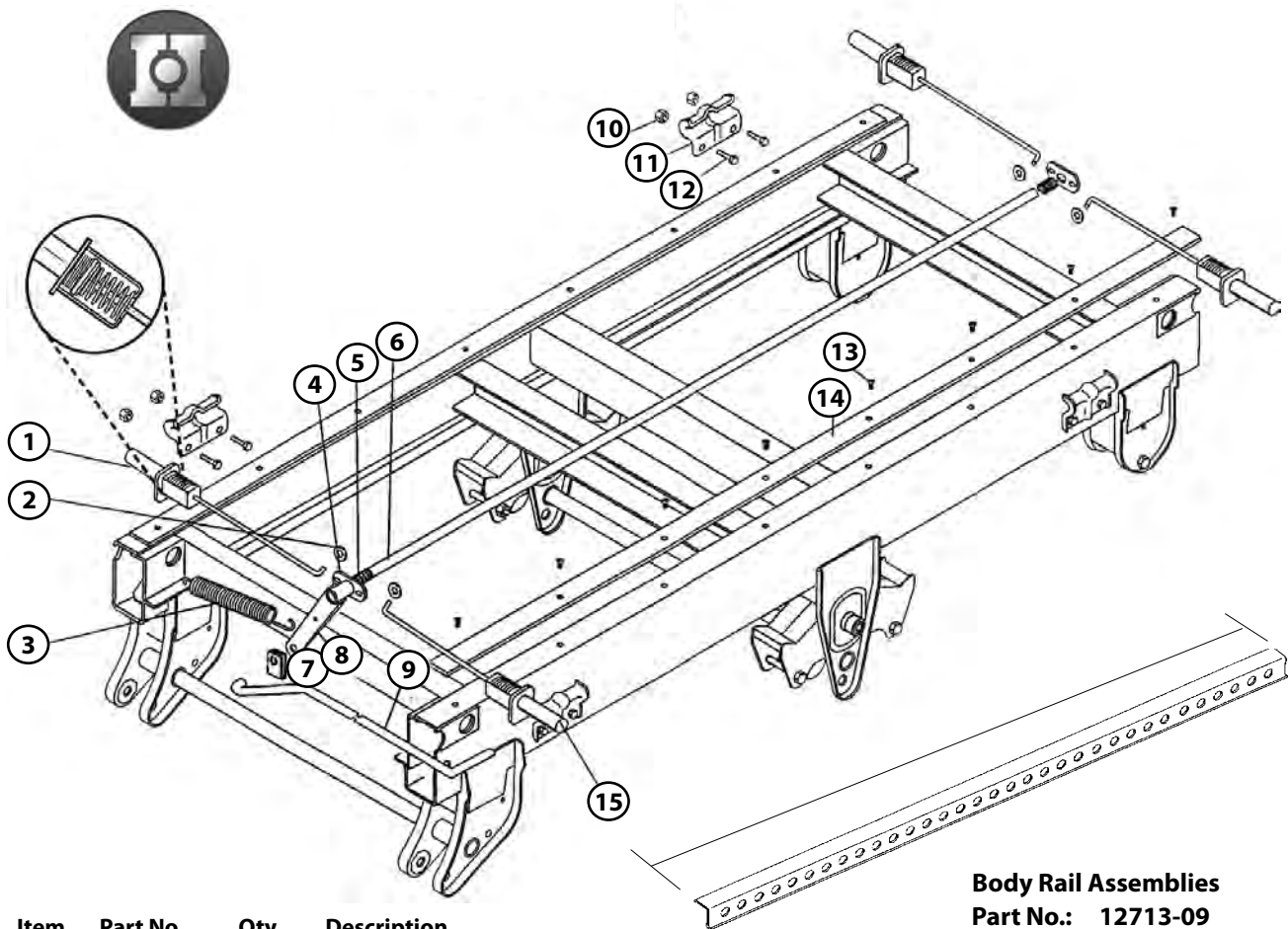
We can tailor a slider/suspension to your specific needs.





## HUTCHENS H9801 / H9811 TRAILER SLIDERS PARTS BREAKDOWN

# H9801 (8.5" tall) H9811 (10.5" tall)



Item	Part No.	Qty.	Description
1	19033-01	2	EZ-PULL Subassembly if 42" wide box
1	19033-03	2	EZ-PULL Subassembly if 48" wide box
2	177-00	4	Washer
3	8018-02	1	Spring 12GA x 1 PD x 10-1/8"
4	8028-00	2	Cam
5	18064-01	2	Compression Spring
6	8010-14	1	Pipe - 1" x 95"
7	11409-01	1	Handle Clip
8	19224-01	1	Crank
9	19468-01	1	Handle - Pin Release
10	33-01	8	Hex Lock Nut
11	20289-01	4	Hold Down Clip
12	8040-00	8	Hex Bolt- 1/2-20 UNF x 1.25"
13	9627-00	16	Thread Form Screw 5/16-18x5/8"
14	11421-01	2	Slider Pad
15	19033-03	2	EZ-PULL Subassembly 48" frame width

### Body Rail Assemblies

**Part No.:** 12713-09

Length\*: 192 Inches

**Part No.** 12713-17

Length\*: 240 Inches

\*Other lengths available

### Manual Stop Bar

**Frame**

**Part No.**      **Width**

11642-09      42"

11642-10      48"

**ALSO IN STOCK - H8200-48 SLIDER BOX.**  
**Part No. H8200-48.**

**H8200 Series Slider Boxes Only**  
**With Straddle Hangers Factory installed**  
**Box with 44" Spring Centers, 48" Width.**



# SLIDER RAIL CONFIGURATIONS

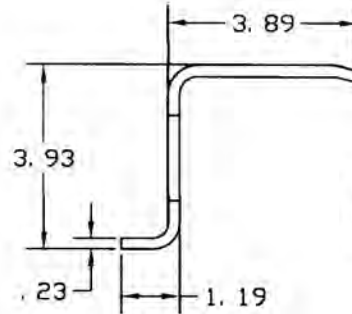
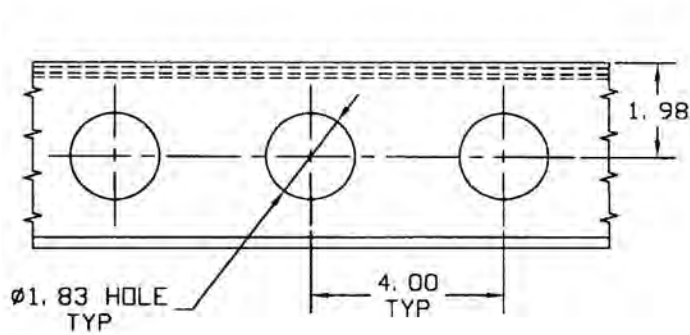
## Hutch H98 Slider Rail Configuration

Holes are on 4" Centers. One piece rail. .229 material

Applications: 8800, 98XX, 8900, 8901, Series 10

Part No. 12713-09 (192")

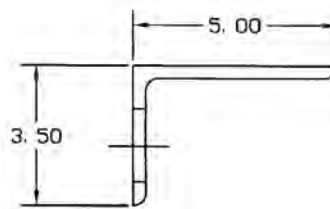
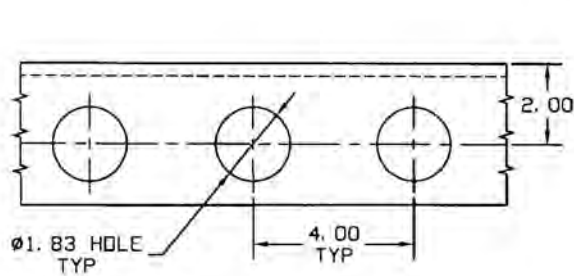
Part No. 12713-17 (240")



## 8178-XX Series Slider Rail Configuration

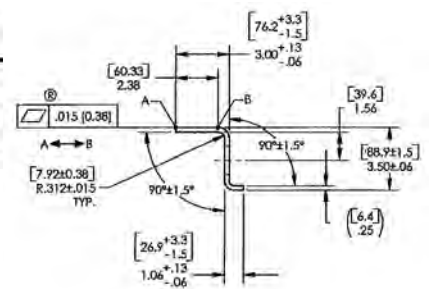
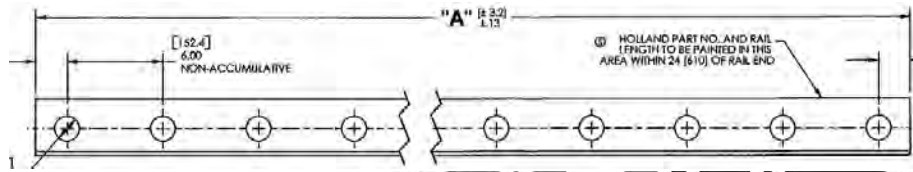
Application: 8500

Part No. 8178-02 (192")



## Holland Binkley Slider Rail Configuration - Holes are on 6" Centers. (Painted)

Part No. SL0854-05 (248") SLO854 = \*1.5" to first hole.





**SLIDER BOX PARTS**

**Air Valve Assy for P3 pin release**  
Pneumatic pin release  
**Part No.17708-01**



**H8500 Lock Pin Half-Washer**  
**Part No. 11414-00**



**Lock Pin Link - 13-3/8 centers**  
**Part No.11412-04**  
**Lock Pin Link - 17-5/8 centers**  
**Part No.11412-16**



**Lock Pin Comp. Spring**

**Part No. Application**

**8018-01** H8500 Slider 1 PD x 8-5/8"

**8018-02** H8800 Slider 13 ga. 1 PD x 10-1/8"




**H8800 Hold Down clip**  
**- Hole centers 4"**

**Part No. 12715-01**



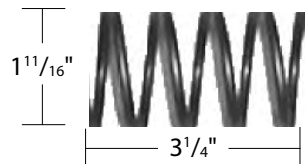
**H9800 Hold Down Clip**  
**- Holes 2-1/4" centers**

**Part No. 20289-01**

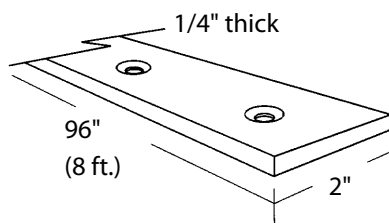


**H8800 Lock Pin Comp. Spring**

**Part No. 12779-01**

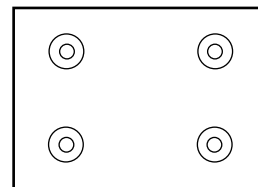


**Slider Pad - Part No. 11421-01**




**Slider Pad - Part No.12818-01**

**.25" x 4" x 5.5"**



**H8500 Lock Pin Spring**

**Part No. 8098-01**



**Slider Pad Screw - All Hutchens**

**5/16-18 x 5/8 Self Threading**

**Part No. 9627-00**




**Slider Pad - Part No. 3-16-38**

**.25" x 4" x 95-3/4"**



**H8500 Slider Lock Pin (4-pin)**

**Part No. 11410-02**



**H8800 Lock Pin**

**Part No. 12716-01**



**H8200 Lock Pin**

**Part No. 11410-00**



**NS400 Lock Pin 1-3/8"**

**Diameter (4-pin)**

**Part No. SL0A1238**

**Lock Pin for H9800 and**

**H9810 Sliders**

**Part No. 18426-01**



**Repair Kit for EZ Pull**

**Part No. 23486-01**



**PULL HANDLE - H9802/H9830**

**Part No. 18010-01, 32" length**

**PULL HANDLE - H9801/H9811**

**Part No. 19468-01, 34.5" length**

**EZ Pull Pin Kit - LH**

**Part No. 19395-03**





## HUTCHENS H-900 SERIES SINGLE POINT SUSPENSIONS

### Application

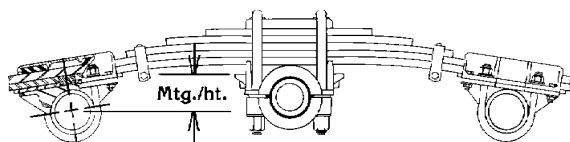
The 900 series suspensions are designed for heavy-duty and/or off-road applications. The 900 is a single point suspension connected to the trailer frame by a trunnion located at the center of the suspension. This makes it ideal for logging, heavy load hauling and dump operations.

### Capacity


The 900 series suspensions are available in Gross Tandem Weight Ratings (GTWR) of 36,000, 42,000, 44,000, 50,000 and 60,000 lbs.

### Options

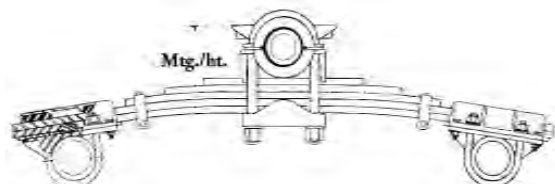
Numerous mounting heights (Mtg./Ht. = The vertical distance from the centerline of the axle to the top of the trunnion hanger), axle and trunnion combinations are possible. These include overslung (OS, springs over axles) and underslung (US, springs under axles) axle units as well as overslung (springs over trunnion) and underslung (springs under trunnion) trunnion configurations.




Overslung Axles - Overslung Trunnion



Underslung Axles - Overslung Trunnion



Overslung Axles - Underslung Trunnion



Underslung Axles - Underslung Trunnion

### OVERSLUNG AXLE SPECIFICATIONS AND MOUNTING HEIGHTS FOR MODELS: H900-50 with 4.5 Trunnion Height, 5" Round and 5" x 5" Square Axles.

Part No.	Rating (GTWR)	Spring Number	Spring Leaves	Nominal Axle Spacing		Mounting Height			
				Unloaded	Loaded	Overslung Trunnion		Underslung Trunnion	
						Unloaded	Loaded	Unloaded	Loaded
<b>H900-50-OS</b>	50,000	10055-00	7	48.00	48.75	6.00	5.00	18.50	17.12
<b>H900-50-OS</b>	50,000	9999-00	7	50.50	51.50	6.00	4.62	18.50	17.50
<b>H900-50-OS</b>	50,000	TRA-2750	Tapered 3	50.50	51.50	6.00	4.62	16.50	15.12
<b>H900-50-OS</b>	50,000	10000-00	8	54.00	55.25	6.50	5.00	19.75	18.25
With 4.5 Trunnion Height Add						0.00	0.00	0.00	0.00
With 6.5 Trunnion Height Add						2.00	2.00	2.00	2.00
With 8.5 Trunnion Height Add						4.00	4.00	4.00	4.00

Mounting heights shown for model H-900-50 is based on a 4.50 high trunnion bracket. Do not use the 2.50 high bracket on models with 50,000 lbs. GTWR or greater.

### UNDERSLUNG AXLE SPECIFICATIONS AND MOUNTING HEIGHTS FOR MODELS: H900-50 with 4.5 Trunnion Height, 5" Round and 5" x 5" Square Axles.

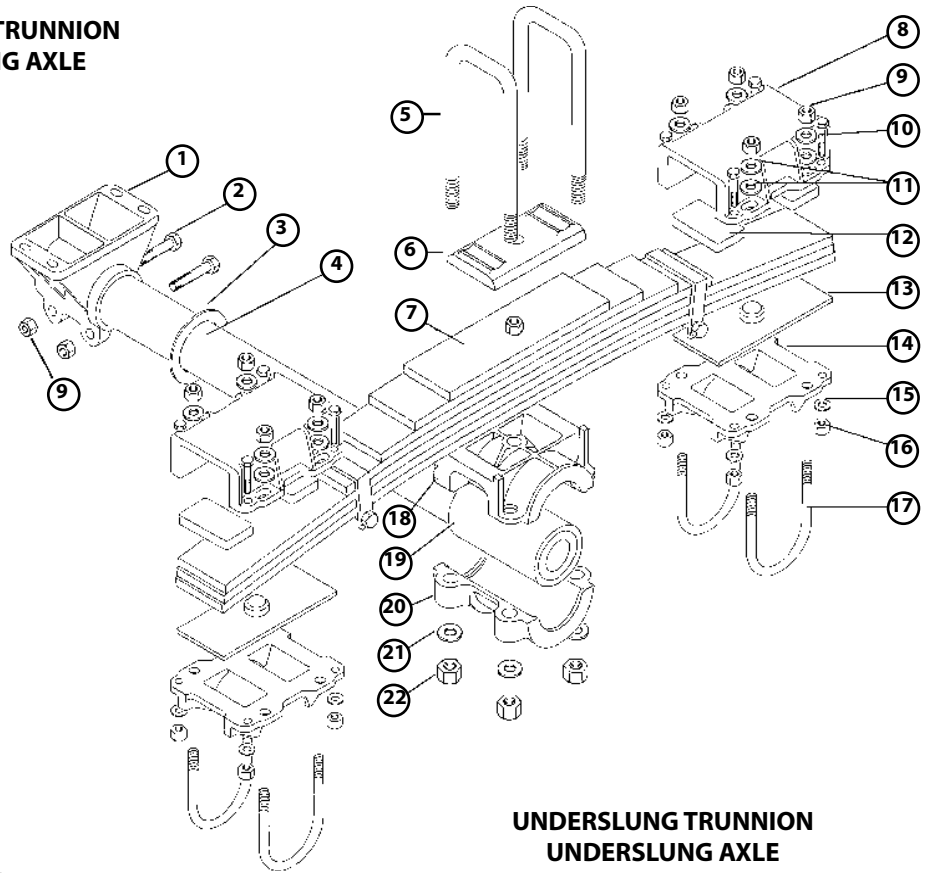
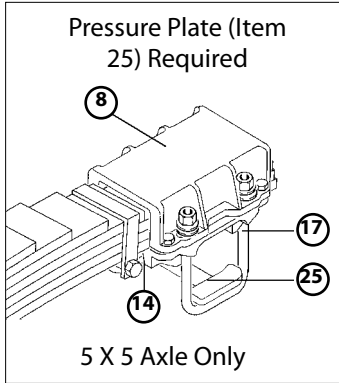
Part No.	Weight Rating (GTWR)	Spring Number	Spring Leaves	Nominal Axle Spacing		Mounting Height			
				Unloaded	Loaded	Overslung Trunnion		Underslung Trunnion	
						Unloaded	Loaded	Unloaded	Loaded
<b>H-900-50</b>	50,000	10055-00	7	50.62	50.00	-3.00	-4.00	9.50	8.50
<b>H-900-50</b>	50,000	9999-00	7	53.00	52.25	-3.00	-4.37	9.50	8.12
<b>H-900-50</b>	50,000	TRA-2750	Tapered 3	53.00	52.25	-3.00	-4.37	7.50	6.12
<b>H-900-50</b>	50,000	10000-00	8	57.00	56.00	-2.50	-4.00	10.75	9.25
With 4.5 Trunnion Height Add						0.00	0.00	0.00	0.00
With 6.5 Trunnion Height Add						2.00	2.00	2.00	2.00
With 8.5 Trunnion Height Add						4.00	4.00	4.00	4.00

Mounting heights shown for model H-900-50 is based on a 4.50 high trunnion bracket. Do not use the 2.50 high bracket on models with 50,000 lbs. GTWR or greater.



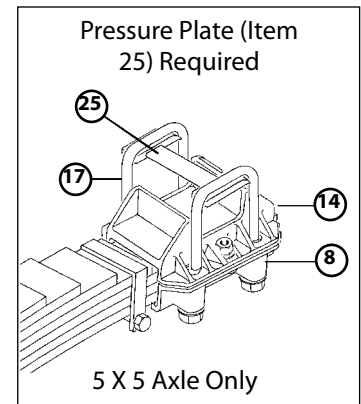
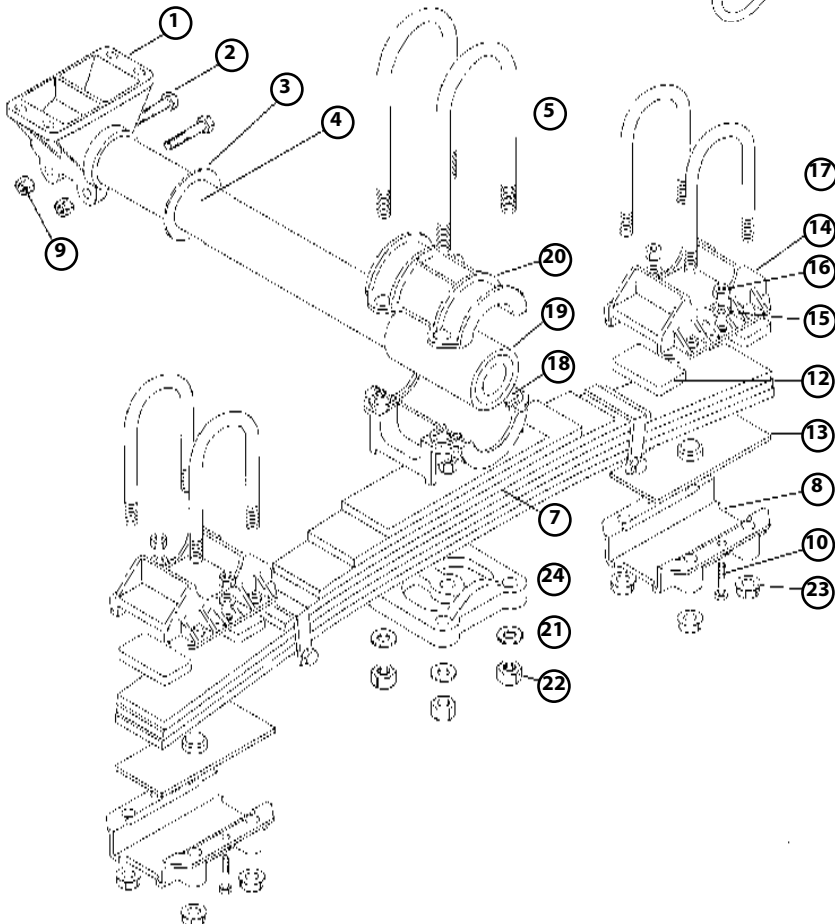
# HUTCHENS H-900 SERIES SINGLE POINT SUSPENSIONS

## OVERSLUNG TRUNNION OVERSLUNG AXLE



## UNDERSLUNG TRUNNION UNDERSLUNG AXLE

SEE CHART NEXT  
PAGE  
>>>>>



**HUTCHENS H-900 SERIES SINGLE POINT SUSPENSIONS****MULTI-LEAF 42, 50 AND 60,000  
Quantity**

SEE LAYOUT PREVIOUS PAGE

&lt;&lt;&lt;&lt;&lt;&lt;&lt;

Item	Part No.	Overslung Trunnion		Underslung Trunnion		Description
		Overslung Axle	Underslung Axle	Overslung Axle	Underslung Axle	
1	See Chart A	2	2	2	2	Trunnion Hanger
2	10376-00	4	4	4	4	Hex Bolt 3/4-16 UNF x 4 1/2 GR5
3	895-00	2	2	2	2	Washer, 7 Ga. x 4 1/32 ID x 5 3/4 OD
4	See Chart B	1	1	1	1	Trunnion Tube
5	See Chart C	4	4	4	4	U-Bolt, Trunnion
6	9640-00	2	2	0	0	Top Plate - Cast, Square U-Bolt
7	See Chart D	2	2	2	2	Spring**
8	See Chart E	4	4	4	4	Spring End Cap
9	39D12	20	4	20	4	Hex Nut, Self Locking, 3/4-16 UNF
10	9293-00	16	8	16	8	Hex Bolt 5/8-18 UNF x 2, Gr 5
11	817-00	32	0	32	0	Washer, 1/8 x 1 3/16 ID x 1 1/2 OD
12	814-00	8	8	8	8	Rubber Pd - Plain
13	10608-00	4	4	4	4	Adjustment Plate
14	See Chart G	4	4	4	4	Spring Seat
15	10273-00	16	8	16	8	Washer, 1/8 x 2 1/32 ID x 1 15/16 OD
16	37-03	16	8	16	8	Hex Locknut 5/8-18 UNF
17	See Chart F	8	8	8	8	U-Bolt, Axle
18	891-00	2	2	2	2	Trunnion Hub - Upper Half
19	890-00	2	2	2	2	Rubber Bushing - Trunnion Hub
	20248-01	2	2	2	2	Free Oscillating Trunnion Bushing*
20	898-00	2	2	-	-	Trunnion Hub - Lower Half
	892-00	-	-	2	2	Trunnion Hub - Lower Half
21	837-00	8	8	8	8	Washer, 1/8 x 1 1/4 ID x 2 1/4 OD
22	836-00	8	8	8	8	Hex Nut, 1 1/8-12 UNF x 1 1/2 Hi
23	10562-00	0	16	0	16	Flange Nut - Self Locking 1-14 UNS
24	820-00	0	0	2	2	Spring Clamp Plate
25	10488-00	4	4	4	4	Pressure Plate, 5 x 5 Axle Only

**Trunnion Hanger Chart A (Item 1)**

Trunnion Hanger Height (Inches)

Part No.	2 1/2	4 1/2	6 1/2	8 1/2
850-01	10476-03	849-01	897-01	

**Trunnion Tube Chart B (Item 4)**

Spring Centers (")/Trunnion Hanger Centers(")

Unit Weight Cap. (lbs.)	38/22.12	36/20.12	44/28.12	42/26.12	41/25.12
<b>50,000 &amp; 60,000</b>	893-02	893-05	893-08	893-10	893-12

**Trunnion U-Bolt Chart C (Item 5)**

Unit Weight/Spring Cap. (lbs.)/Part No.	Trunnion Configuration			Lgth
	Overslung	Lgth	Underslung	
44,000/12258-01	9639-01	12 5/16	835-04	13 3/4
50,000/10055-00	9639-03	13 15/16	835-04	15 3/8
50,000/9999-00	9639-03	13 15/16	835-04	15 3/8
50,000/12258-01	9639-01	12 5/16	835-04	13 3/4
50,000/10000-00	9639-04	14 11/16	835-06	16 1/8
60,000/10001-00	9639-05	15 1/2	835-05	17

**\*\*Spring Identification Chart D (Item 7)**

Capacity	50,000	50,000	50,000
# of Leaves	7	7	8
Part No.	9997-00	9998-00	10055-00

**Spring End Cap**

Chart E

Overslung Axle

(Item 8)

Unit Cap. (lbs.)

Axle Size 36,000 42-60,000

5" Rd., 5x5 Sq. 10049-00 9937-00

5.75" Rd., 6" Rd. 10049-00 9937-00

Underslung Axle

Unit Cap. (lbs.)

Axle Size 36,000 42-60,000

5" Rd., 5x5 Sq. 10050-02 9941-02

5.75" Rd., 6" Rd. --- 9942-02

**Axle U-Bolt Chart F (Item 17)**

Axle Size	Capacity	Axle Configuration			
		Unit Weight	Overslung	Lgth	Underslung
5" Rd	42-60,000	10060-01	7	10064-02	10 1/2
5" x 5" Sq.	42-60,000	10063-02	7 7/8	10067-03	11 1/8

**Spring Seat Chart G (Item 14)**

Axle Configuration

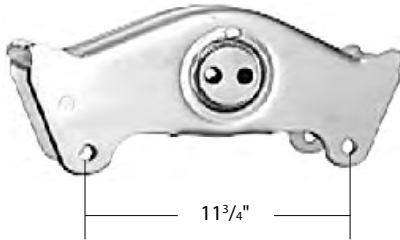
Axle Size	Overslung	Underslung
5" Rd	9934-02	9938-00
5 x 5 Sq.	9935-02	9939-00



**HUTCHENS 7700 SERIES SUSPENSION PARTS**

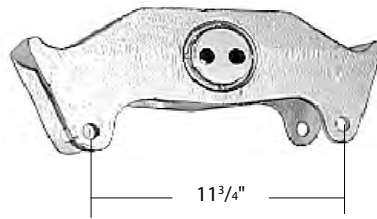
**Fabricated Equalizer**

**Part No.**    **Application**  
**750-03**    H7700 Suspensions  
 Includes 7010-00 rubber bushing




**Cast Equalizer**

**Part No.**    **Application**  
**19137-01**    CH7700 Suspensions  
 Includes 7010-00 rubber bushing



**Cast Equalizer**

**Part No.**    **Application**  
**24712-01**    7700 Suspensions  
 Includes rubber bushing.



**For 50 inch axle centers**  
 using standard multi-leaf springs.  
**For 44 inch axle centers**  
 using six or single leaf springs

**Straddle Mount Equalizer Hanger**

**Part No.**    **Application**  
**7702-01**    H7700 Suspensions



**Under Mount Equalizer Hanger**

**Part No.**    **Application**  
**7702-02**    H7700 Suspensions



**INSTALLATION KIT**  
**For 7700 Series Equalizers**  
**Kit No. NL77**

Qty.	Part No.	Description
2	7016-01	Step Bolt
2	759-00	5/8-18X4 1/2 Hex Bolt
2	756-00	Sleeve Spacer
4	37-03	5/8-18 Hex Locknut
1	729-00	Tab Washer, 5/8

**Side Mount Equalizer Hanger**

**Part No.**    **Application**  
**7702-03**    H7700 Suspensions



**Flange Mount Equalizer Hanger**

**Part No.**    **Application**  
**7702-05**    H7700 Suspensions





## HUTCHENS 9700 SERIES SUSPENSIONS

### HANGER AND ROCKER ASSEMBLY

Factory assembled using a Huck "lockbolt", standard on H9700 & CH9700 suspensions.



Hanger Style	Assembly Part No.	
	Fabricated	Cast
Straddle	16319-01	16319-51
Under Mount	16319-02	16319-52
Side Mount		16319-52

### Equalizer and Bolt Kit:

Part No. UP16158-01KIT

Consists of: 16158-01 - 1 pc & NL97S - 1 pc

#### Fab Equalizer With Bushing



**Part No.**      **Application**  
**16158-01**      H-9700 Suspensions  
 Single Bolt 42" / 49" axle centers  
 Includes 18723-01 rubber bushing

#### Cast Equalizer With Bushing

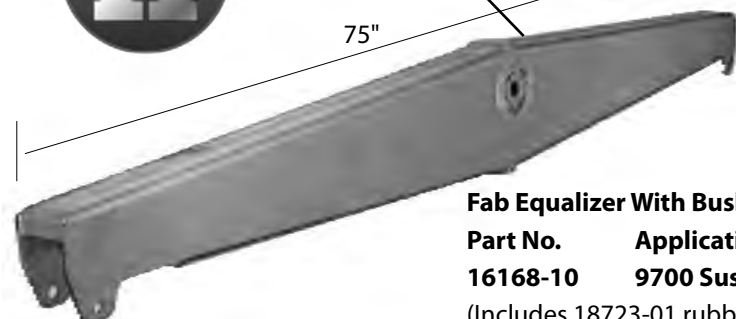
**Part No.**      **Application**  
**17784-01**      CH-9700 Suspension  
 Single Bolt 42" / 49" axle centers  
 Includes 18723-01 rubber bushing

#### Cast Equalizer With Bushing

**Part No.**      **Application**  
**24711-01**      9700 Suspension  
 Includes 18723-01 rubber bushing  
 Single Bolt 44/50/51 axle centers.



For suspensions with 109" axle centers. **Part No. 16168-10 shown.**



#### Fab Equalizer With Bushing

**Part No.**      **Application**  
**16168-10**      **9700 Suspensions**  
 (Includes 18723-01 rubber bushing)  
**9239-10**      **7700 Suspensions**  
 (Includes 7010-00 rubber bushing)

\*Illustration shows beam with bushing for 9700 series suspension

### BOLT KIT FOR 9700 SERIES ROCKER INSTALLATION

Replaces the Huck lock bolt on H-9700 series suspensions.

**Kit No. NL97 (w/decals)**

**Kit No. NL97S (no decal)**



Qty.	Part No.	Description
1	16150-01	Bolt, 1-1/8-7 x 6.88" long.
2	837-00	Washer, 1/8x1-1/4x2-1/4OD
1	11154-00	Hex lock nut, 1-1/8-7
2	759-00	Bolt, spr'g retainer, 5/8-18x4-1/4
2	756-00	Sleeve spacer, 3/4 OD x 3-1/4
2	37-03	Hex lock nut, 5/8-18

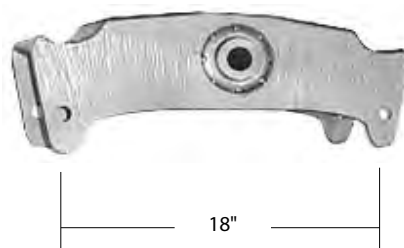
Parts are for one rocker installation. (Rocker not included)

**Note:** The NL97 includes decal with special torque requirements for this kit.

Decal should be applied to vehicle.

#### Fab Equalizer With Bushing

**Part No.**      **Application**  
**24820-01**      9700 Suspension  
 Includes 18723-01 rubber bushing  
 Single Bolt 53.5 / 54.5 axle centers.





**HUTCHENS 9700 & 7700 SERIES SUSPENSIONS**

**Front Hanger Straddle Mount**

Part No.	Application
7701-01	H-9700 & H-7700



**Front Hanger Under Mount**

Part No.	Application
20728-01	H-9700 & H-7700



**Front Hanger Side Mount**

Part No.	Application
20729-01 (LH)	H-9700 & H-7700
20730-01 (RH)	H-9700 & H-7700



**Equalizer Hanger Straddle Mount**

Part No.	Application
16169-01	H-9700 Suspension



**Equalizer Hanger Under Mount**

Part No.	Application
16171-01	H-9700 Suspension



**Equalizer Hanger Side Mount**

Part No.	Application
16175-01	H-9700 Suspension



**Rear Hanger Straddle Mount**

Part No.	Application
7703-01	H-9700 & H-7700



**Rear Hanger Under Mount**

Part No.	Application
20732-01	H-9700 & H-7700



**Rear Hanger Side Mount**

Part No.	Application
20733-01 (LH)	H-9700 & H-7700
20734-01 (RH)	H-9700 & H-7700





## HUTCHENS 9700 & 7700 SERIES SUSPENSION PARTS

### Front Hanger Flange Mount

Part No.	Application
7701-07 (LH)	H-9700/H-7700
7701-08 (RH)	H-9700/H-7700



### Cast Front Hanger Straddle Mount

Part No.	Application
702-01	CH-9700/CH-7700



### Cast Front Hanger Under/Side Mt.

Part No.	Application
16291-03 (LH)	CH-9700
16291-04 (RH)	CH-9700



### Equalizer Hanger Flange Mount

Part No.	Application
16178-01	H-9700



### Cast Equalizer Hanger Straddle Mount

Part No.	Application
16196-03	CH-9700



### Cast Equalizer Hanger Under Mount/Side Mount

Part No.	Application
16197-03	CH-9700



### Rear Hanger Flange Mount

Part No.	Application
7703-07 (LH)	H-9700 & H-7700
7703-08 (RH)	H-9700 & H-7700



### Cast Rear Hanger Straddle Mount

Part No.	Application
712-01	CH-9700



### Cast Rear Hanger Under/Side Mt.

Part No.	Application
16293-01 (LH)	H-9700 & H-7700
16293-02 (RH)	H-9700 & H-7700





**HUTCHENS 9700 & 7700 SERIES SUSPENSION PARTS**

**Cast Front Hanger Flange Mt.**

Part No.	Application
702-11 (LH)	CH-9700, CH7700
702-12 (RH)	CH-9700, CH7700




**Cast Equalizer Hanger Flange Mount**

Part No.	Application
16199-03	CH9700



**Cast Rear Hanger Flange Mount**

Part No.	Application
712-12 (RH)	CH-9700
712-11 (LH)	CH-9700



**Rebound Parts for Hucked Suspensions**

Part No.	Application
NL97H	H9700 Suspensions

Includes 4pcs ea of 37-03, 756-00, 759-00



**Torque Decal for H9700 / H9600**

Part No.	Application
16086-01	H9700, H9600



**Beam Guide Hanger Under Mount 97", 109", 121" Widespreads**

Part No.	Application
7707-14	9700 Suspensions



**Underslung Parts - 9700 - Spring Seat**

Part No.	Description
22215-01	3/4" Spring Seat 5" Round



**Underslung Parts - 9700 - Bottom Plate**

Part No.	Description
706-01	Bottom Plate 5" Round



**Rubber Equalizer Bushing**

Part No.	Application
18723-01 (A)	9700 Suspensions
7010-00 (B)	7700 Suspensions





**HUTCHENS H9700 & H7700 SERIES SUSPENSION PARTS****Bottom Plate For No-Hop**

Part No.	Description
10775-00	5" round axles

**Adjustable Radius Rods**

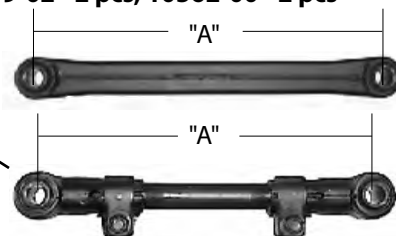
Part No.	"A" Dimension
16398-01	14"
16398-02	16"
16398-03	16.62"
16398-04	19.25"
16398-06	21.50"
16398-08	23.50"
16398-12	29.25"
16398-17	17"

Includes 722-00 rubber bushings

**NEW! Kit No: UP16398-04KIT****Includes: 16398-04 - 1 piece****719-02 - 2 pcs, 10562-00 - 2 pcs.****Non-Adjustable Radius Rod**

Part No.	Description
715-00	19.25" Center to Center

Includes 722-00 rubber bushings  
**NEW! Kit No: UP715-00KIT**  
**Includes: 715-00- 1 piece**  
**719-02 - 2 pcs, 10562-00 - 2 pcs**

**Radius Rod Bushing**

Part No.	Description
722-00	1" I. D. x 3" Long

**Radius Rod Bushing Kit**

Part No.	Contains
NL1448	1 722-00 Bushings
Box Qty	1 719-02 1-14 x 5 bolt
=2 pc min	1 10562-00 1-14 Nut

**Radius Rod Bolt & Nut**

Part No.	Description
719-02	Bolt, 1-14 x 5
10562-00	Flange Locknut, 1-14 Gr F

**Keep Your Hutchens Suspensions All "Hutch"****Rebound Bolt, Spacer, Nut**

Part No.	Description
759-00	5/8-18 x 4 1/2 GR 2 Bolt
37-03	5/8-18 UNF GR B Nut
756-00	Spacer, 3/4" x 3 1/4" Lg.

Kit containing 4 of each item:  
**Part No. NL97H****Top Plates**

Part No.	Description
16868-01	H-7700 & H-9700 (Shown)
7030-00	1/4x3x7-9/16

**Bottom Plates**

Part No.	Description
710-00	5" round, OS axle, 7/8" ubolt
7747-01	5 x 5 Square

**Spring Seat, 5" Round****H7700 / H9700**


Part No.	Description (A) dimension
19360-01	3/4" High
19360-02	1.25" High
19360-03	1.75" High,
19360-04	2.25" High
19360-05	2.75" High
19360-06	3.25" High
19360-07	3.75" High
19360-08	4.25" High
19360-09	4.75" High
19365-01	5x5 Square (not pictured)

**For Use on Triaxle and Quad Suspensions. Bump out Block for Tri & Quad**

Part No.	Description
10521-00	3-1/4" half round

**Spring Spacer, 1.5" High**

Part No.	Description
7028-00	1.5" x 3.0" x 7.50"





**REYCO SUSPENSION PARTS**


**Front Hangers - Under Mount  
21B Cast suspension**

Part No.	Application
20478-01	Universal (Unhanded)
T5562	Right hand
T5563	Left hand



**Front Hanger Flange Mount  
21B Cast suspension**

Part No.	Application
T5424	Right hand
T5425	Left hand



**Equalizer Hanger - Under Mount  
21B Cast suspension**

Part No.	Application
T5564	Reyco 21B (Cast)



**Center Hanger - Flange Mount  
Reyco 21B Suspension  
Part No. T5426**



**Rear Hanger Under Mount 21B Cast**

Part No.	Application
20476-01	Universal (Unhanded)
T5565	Left hand
T5566	Right hand
08595-01	Unhanded (FAB)



**Rear Hanger Flange Mount  
21B Cast suspension**

Part No.	Application
T5428	Right hand
T5429	Left hand



**Equalizers - 21B Cast suspensions**

Part No.	Application
21725-01	For 49" Axle Centers
25222-01	For 42"- 44" Axle Spacing



**Equalizers - Model 88**

Part No.	Application
0650-00	For 49" Axle Centers
Part No. 0850-00	Cast Model 88



**Spring Seats - A = Seat Height**

Part No.	Application
0973001	3/4", 5" , 21B
0798001	3/4", 5" square, 21B
10114-01	1", 5" round, 21B
08757-01	3-1/4", 5" round, 21B
0636-01	1", 5" round, 88
0636-03	3", 5" round, 88

"A"





## REYCO SUSPENSION PARTS

### Adjustable Torque Arm Assemblies Bushings Not Included

#### 1" Bolt, 2 Piece Bushing

Part No.	C/C	Bushing Kit	Applications / Interchange Information
<b>1517101</b>	13 <sup>3</sup> / <sub>4</sub> " to 15 <sup>1</sup> / <sub>2</sub> "	TK18997	44" Axle Centers, -(Front Axle)
<b>1517201</b>	15 <sup>1</sup> / <sub>2</sub> " to 17 <sup>1</sup> / <sub>2</sub> "	TK18997	42-44" Axle Centers, T5485, E3283A
<b>1517301</b>	17 <sup>1</sup> / <sub>2</sub> " to 19 <sup>1</sup> / <sub>2</sub> "	TK18997	49" Axle Centers, T5486, E3284A
<b>1517401</b>	19 <sup>1</sup> / <sub>2</sub> " to 21 <sup>3</sup> / <sub>4</sub> "	TK18997	50" Axle Centers, T5487, E2295



### Adjustable Torque Arm Assemblies Bushings Included!!

#### 7/8" Bolt, 1 Piece Bushing

Part No.	C/C	Bushing Kit	Applications / Interchange Information
<b>1634701</b>	14 <sup>3</sup> / <sub>4</sub> " to 18"	NL3013	Susp models 45, 102, (Cast Ends!) E2512
<b>1035-20</b>	19 <sup>7</sup> / <sub>8</sub> "	NL3013	Reyco Transpro 86, 88. 16349-01, E2513

**NEW! Kit No: UP1035-20KIT Includes:**

**1035-20 - 1 piece, XB-SP0012-36- 2 pcs, XB-SP0050-75 - 2 pcs**

**Reyco  
Granning**  
S U S P E N S I O N S

### Non-Adjustable Torque Arm Assemblies Bushings Not Included

#### 1" Bolt, 2 Piece Bushing

Part No.	C/C	Bushing Kit	Applications / Interchange Information
<b>1517801</b>	16 <sup>1</sup> / <sub>4</sub> "	TK18997	21B Suspension, T7635
<b>1517901</b>	18 <sup>7</sup> / <sub>8</sub> "	TK18997	21B Suspension
<b>1528601</b>	19 <sup>3</sup> / <sub>8</sub> "	TK18997	21B Suspension, 50" AC (Rear axle)



### Non-Adjustable Torque Arm Assemblies Bushings Included

#### 7/8" Bolt, One Piece Bushing

Part No.	C/C	Bushing Kit	Applications / Interchange Information
<b>0075-20</b>	19 <sup>15</sup> / <sub>16</sub> "	NL3013	Transpro 86, 88.



**REYCO SUSPENSION PARTS**

**Spacer Block, Cast  
Reyco 21B Suspension  
"A" = 1"  
Part No. T7716**



**Spacer Block, Ductile  
Reyco 21B Suspension  
"A" = 1.5"  
Part No. 24082-01 (T7654)**

**Spacer Block, Ductile  
Reyco 21B Suspension  
"A" = 2"  
Part No. 24083-01 (T7655)**



**Top Plate, Inverted "U-Bolts Down", Cast  
Reyco 21B Suspension For "inverted" U-bolts  
Part No. 0867701**



**Top Plate, Conventional "U-Bolts Up", Cast  
Reyco 21B Suspension for "Conventional" U-bolts  
Part No. T7175**



**Equalizer Rebushing Kit 21B Tandem Suspension  
Part No. TK12506 Kit for 2 Equalizers  
Part No. TK18998 Kit for 1 Equalizer (shown)**

Qty.	Part No.	Description
2	1424701	Equalizer Shaft
4	T5524	Equalizer Bushing
4	1424901	Compression Washer
4	1425001	Lock Washer, Equalizer Shaft
4	1424801	Cap Screw, Equalizer Shaft

**Wear Plate  
Part No. 15630-01**



**Torque Arm Bushing Kit - Services one rod end  
Part No. Application  
NL3013 Reyco 101A Axle Seat End**

- Includes:
- 1 NL3014 Torque Arm Bolt
  - 2 NL3015 Torque Arm Bushing
  - 2 NL3016 Lock Nut



**Torque Arm Bushing Kit - Services one end  
Part No. Application  
TK18997 Reyco 21B Tandem Suspension**

- Includes:
- 1 T5492 Torque Arm Bolt
  - 2 T5493 Torque Arm Bushing
  - 2 T2224 Compression Washer
  - 1 T5495 Lock Nut





**REYCO SUSPENSION PARTS**

**Torque Arm Bushing  
Reyco 21B Suspension**

**O.D. I.D. Length**  
2<sup>5</sup>/<sub>16</sub>" 1<sup>13</sup>/<sub>16</sub>" 2<sup>15</sup>/<sub>16</sub>"

**Part No. T5493**

Interchanges E1160



**Rubber Bushing - Reyco Model 101A Axle Seat End**

**O.D. I.D. Length**  
1<sup>7</sup>/<sub>8</sub>" 7/8" 3"

**Part No. 0972901 (NL3015)**

Interchange Information - E1980, M1449



**Torque Arm Lock Nut - Reyco 21B Suspension**

Size: 7/8"-9

**Part No. E-2983 (NL3016)**

Size: 7/8"-14

**Lock Nut**

**Part No. 14345-01**



**Equalizer Nut, Reyco Transpro Suspension**

Size 1"-14

**Part No. 10562-00 (0274-01)**

Size 1-1/4"-12

**Part No. 08914-01**



**Compression Washer,  
Reyco 21B Suspension**

**Part No. T2224**

**O.D. I.D. Thick**  
2<sup>3</sup>/<sub>4</sub>" 1<sup>1</sup>/<sub>16</sub>" 3<sup>3</sup>/<sub>16</sub>"



**Equalizer Hex Bolt, Reyco Transpro Suspension**

**Part No. 0001-14 (Shown)**

**Size L = Length**

1"-14 6<sup>1</sup>/<sub>2</sub>"

**Torque Arm / Axle seat Hex Bolt, Reyco Model 88**

**Part No. 0001-08**

**Size L = Length**

7<sup>7</sup>/<sub>8</sub>"-14 5<sup>1</sup>/<sub>4</sub>"

**Bolt**

**Part No. 1003301**

**Size L = Length**

7<sup>7</sup>/<sub>8</sub>"-9 5<sup>1</sup>/<sub>2</sub>"

**Torque Arm Bolt - Reyco 21B Suspension**

**Part No. T5492**

**Size L = Length**

1"-14 7"

**Equalizer Bolt - Widespread**

**Part No. 14683-01**

**Size L = Length**

1-1/4"-12 7.875"

**Reyco Model 88 Suspension**

**Fast Moving Parts Listing:**

Part No.	Description
0045-00	Hanger wear pad, front
0046-20	Front hanger, straddle mount
0084-00	Front hanger, under mount
0086-00	Rear hanger, under mount
0088-00	Rocker hanger, under mount
0400-01	Front hanger, LH, flange mount
0400-02	Front hanger, RH, flange mount
0402-01	Rear hanger, LH, flange mount
0402-02	Rear hanger, RH, flange mount





**REYCO 86AR AND 20AR SUSPENSION PARTS**

**86AR SUSPENSION PARTS**

Track Rod, 48",  
Transverse 44-1/4" Center to center  
**Part No. 10910-01**

Bracket Kit for Track Rod  
2 brackets and bolts  
**Part No. TK21962**

Compression Spring  
**Part No. 19638-01**

Body Rail Guide  
**Part No. 19766-01**

Front Hanger, Straddle Mount  
**Part No. 22662-01**

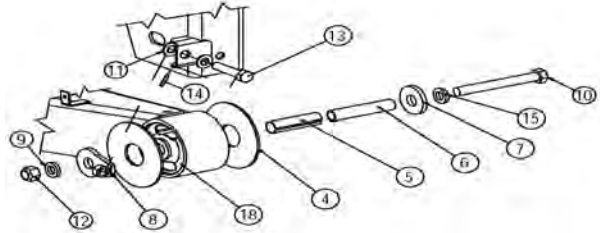
Slider lock pin for Binkley rails  
**Part No. 19753-01**

**20AR MODEL BUSHING KITS**

Item	Qty	Description	Part No
4	2	beam spacers*	23427-01
5	1	sleeve cover*	23432-02
6	1	pivot shaft sleeve*	23674-02
7	1	flange washer	23656-02
8	1	Rey-Align assembly®	23673-02
9	1	disc spring washers*	23952-01
10	1	pivot shaft*	23286-02
11	2	3/4" washer	20852-01
12	1	nut*	14345-01
13	1	Rey-Align bolt®	24398-01
14	1	pin	24453-01
15	1	7/8 washer*	T7292
18	1	bushing*	25770-01

\* Indicates part of  
Rebush Kit  
**Single Beam  
Part No.  
K704656**

**Two Beams  
Part No.  
K704657**

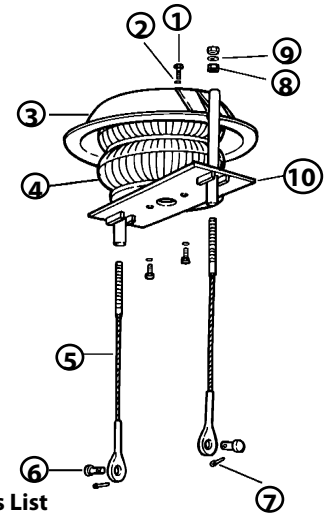
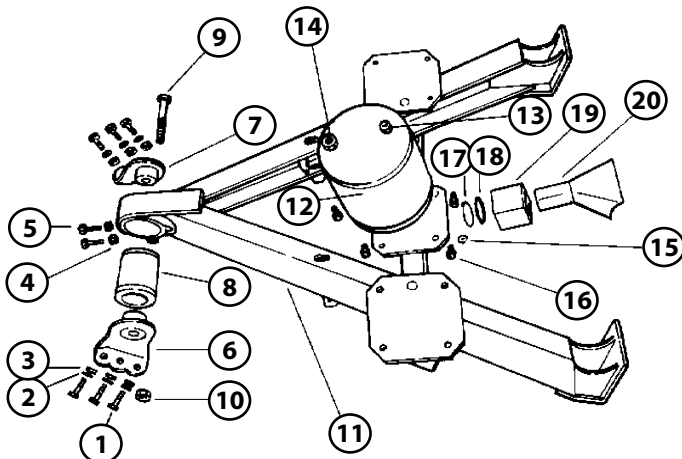


**REYCO GRANNING T200AX PARTS AND T-502L**

**T-200AX Drawbar Parts List**

T200AX series suspensions are common on transit mixers and block haulers

Item	T200AX-12	T-200AX-16	Description	Qty
6	703040-01	703040-01	Anchor, pulling point, LH	1
7	703040-02	703040-02	Anchor, pulling point, RH	1
19	3059	3059	Travel Block	1

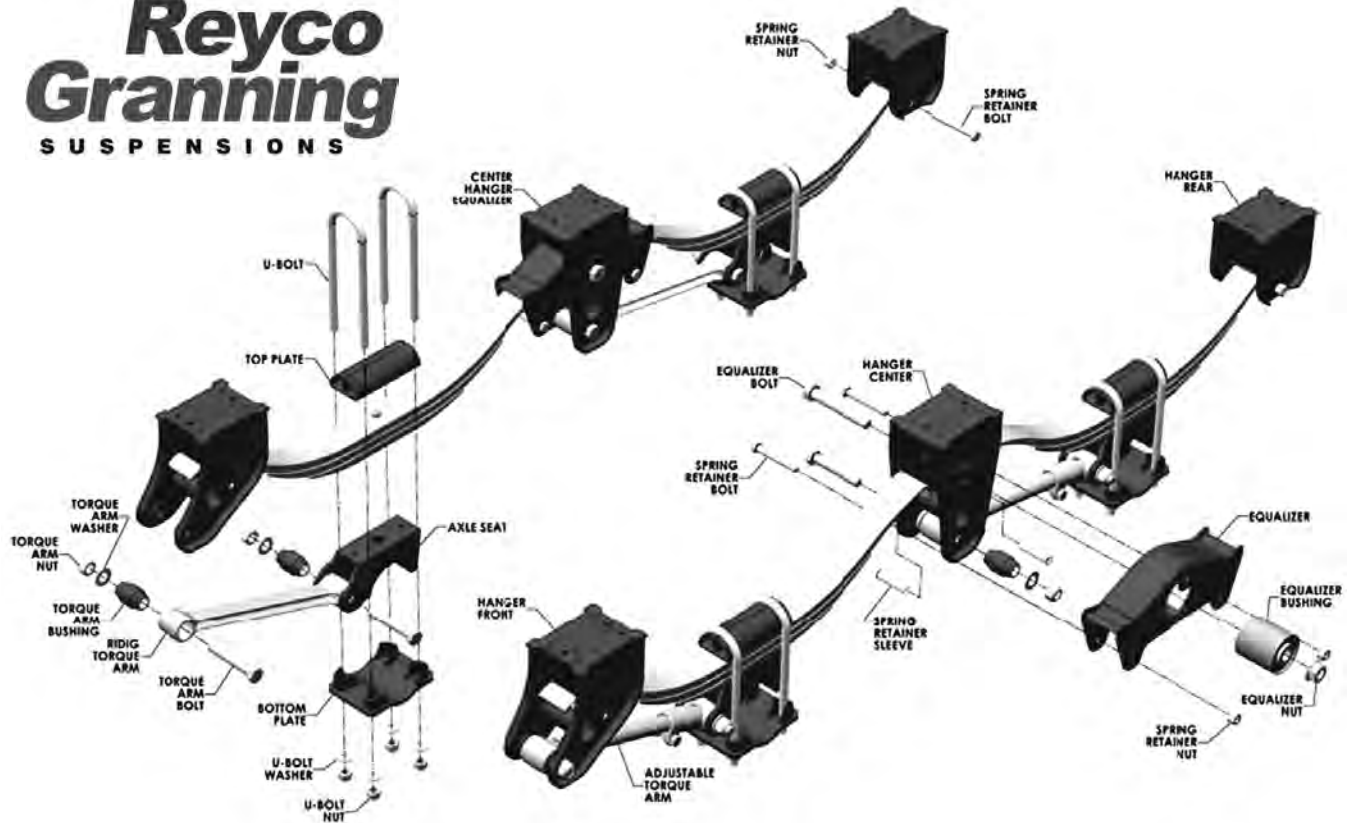


**Granning T-502L Air Lifts Parts List**

Item	Part No.	Part No.	Description	Qty
	T-502L-1	T-502L-4		
	T-300A	T-350A		
	Series	Series		
1	180121	180121	Bolt, 3/8"-16X7/8"	4
2	103321	103321	Lock Washer, 3/8"	4
3	1390	1390	Lift Dome Ass'y	1
4	FS7443	FS7443	Air Spring Ass'y	1
5	3703	3703	Cable Lift Kit	2
*Item 5 Consists of items 6, 7, 8 and 9:				
6	1235	1235	Pin, Lift Cable	1
7	103408	103408	Cotter Pin, 3/16"X1 1/4"	1
8	451539	451539	Jam Nut, 3/4"-10 Gr5	2
9	1595	1595	Washer "D"	1
10	1387	1387	Plate Assembly	1

**REYCO MODEL 88 STEEL SPRING TRAILER SUSPENSION**

**Reyco  
Granning**  
S U S P E N S I O N S



<b>Part No.</b>	<b>Description</b>
0400-01	Flangemount Front Hanger (Left Hand)
0400-02	Flangemount Front Hanger (Right Hand)
0402-01	Flangemount Rear Hanger (Left Hand)
0402-02	Flangemount Rear Hanger (Right Hand)
0401-00	Flangemount Center Hanger (E4809)
0084-00	Undermount Front Hanger
0086-00	Undermount Rear Hanger
0088-00	Undermount Center Hanger
0045-00	Hanger Wear Pad
0741-01	Spring Roller (3 1/8")
0650-00	Equalizer (49" Axle Spacing)
0850-00	Cast Equalizer (49" Axle Spacing)
1035-20	Adjustable Torque Arm ( 19 7/8")
0075-20	Rigid Torque Arm ( 19 7/8")
0972901	Torque Arm Bushing
0867701	Top Plate (Inverted U-bolt)
0636-01	1" Axle Seat (5" Round)

**HANGER KITS**

<b>Part No.</b>	<b>Hanger Kit Description</b>
88-FM-N-1	Hanger Kit Flange Mount Tandem Single
88-FM-N-M	Hanger Kit Flange Mount Multi Axle Conversion
88-UM-N-1	Hanger Kit Under Mount Single
88-UM-N-M	Hanger Kit Under Mount Multi Axle Conversion

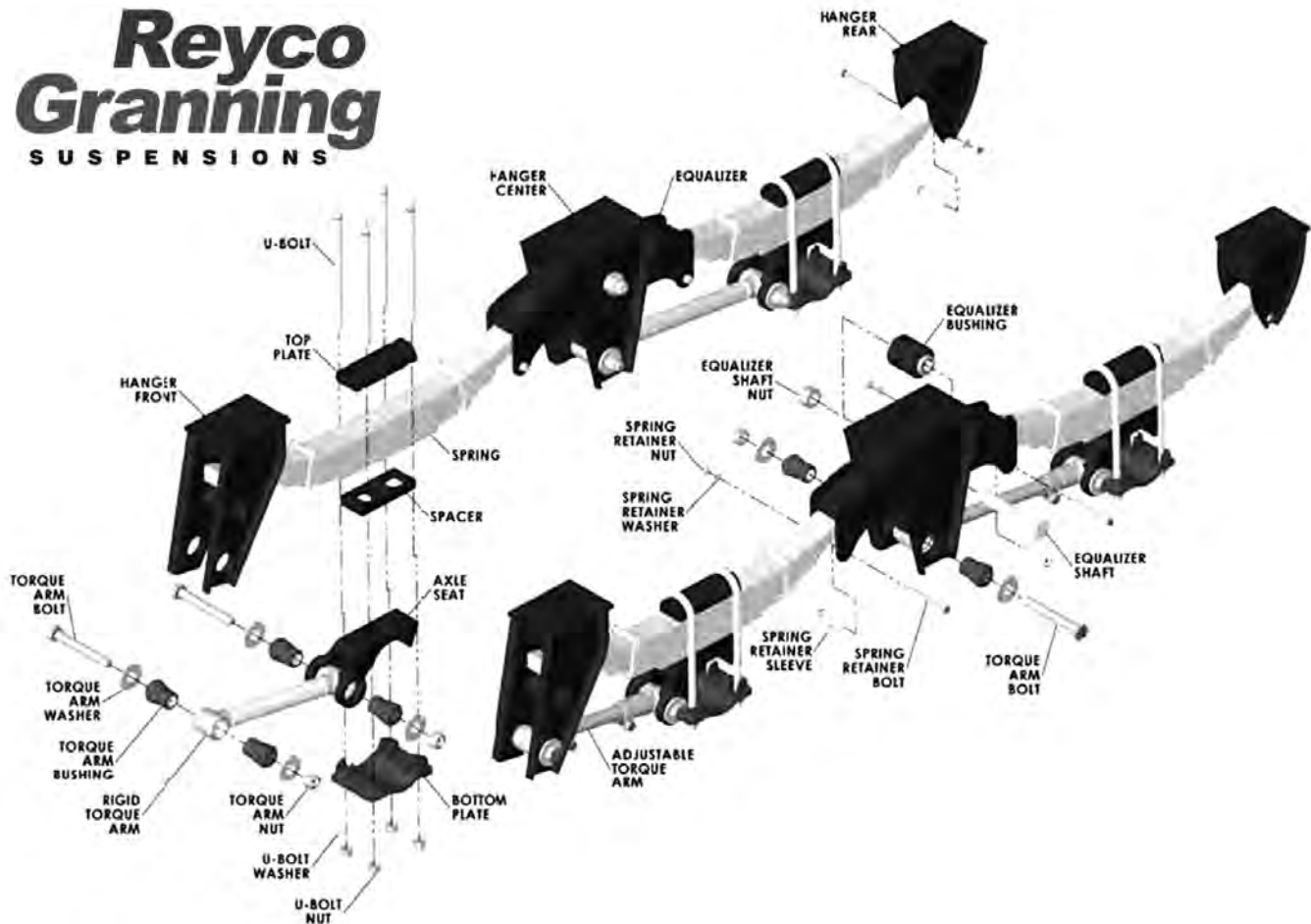
**Reyco  
Granning**  
S U S P E N S I O N S

<b>Part No.</b>	<b>Axle Seat Kit Description</b>
1-5R-1-I-30	1" Seat Overslung Single



## REYCO MODEL 21B STEEL SPRING TRAILER SUSPENSION

**Reyco  
Granning**  
S U S P E N S I O N S




Part No.	Description
09832-01	Front Hanger
08595-01	Rear Hanger
14684-01	Center Hanger
14689-01	Equalizer (50" Axle Spacing)
14682-01	Equalizer Bushing
1517201	Adjustable Torque Arm ( 16 1/4" - 50" Axle Spacing)
1517301	Adjustable Torque Arm ( 18 7/8" - 50" Axle Spacing)
1517801	Rigid Torque Arm ( 16 1/4" - 50" Axle Spacing)
1528601	Rigid Torque Arm ( 18 7/8" - 50" Axle Spacing)
0972901	Torque Arm Bushing
0867701	Top Plate (Inverted U-bolt)
T7175	Top Plate (Conventional U-bolt)
0973001	3/4" Axle Seat (5" Round)
T7716	1" Spacer Block

### U-bolts Down? -

Top Plate =  
Part No. **0867701**  
Axle Seat-3/4" =  
Part No. **0973001**  
(5" Rd. Axle)

Bottom Plate =  
Part No. **0913901**  
(5" Rd. Axle)



### Hanger Kits : Front and Rear Hangers

Flange Mount Hangers:  
**Kit No. TK11224**

### Equalizer and Hanger Assemblies

Kit contains 2 assemblies.

Weld-On Hangers:

**Kit No. TK24656 (49" AC)**

Flange Mount Hangers:

**Kit No. TK24654 (49" AC)**

Weld-On Hangers:

**Kit No. TK25434 (44" AC)**

### Hardware Kit

for 49" tandems

**Kit No. TK11096**

for 44" AC tandem

**Kit No. TK10547**

### Torque Arm

Bushing Kit

**Kit No. TK7319**

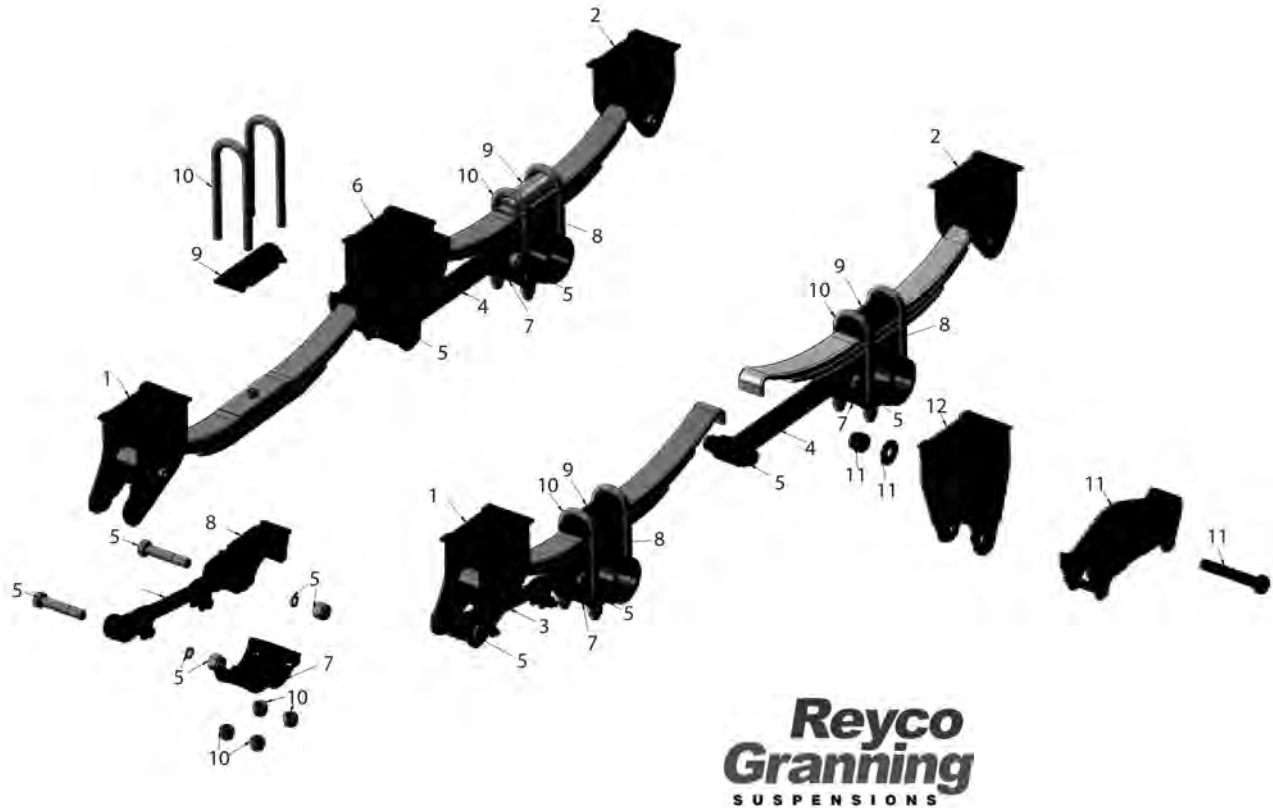
(For 4 torque arms)

**Reyco  
Granning**  
S U S P E N S I O N S





**REYCO TRANSPRO OVERSLUNG TRAILER SUSPENSION**



Item No.	Qty as Shown	Part No.	Description
1	2	712933-01	Front Hanger, undermount, fabricated
2	2	712932-01	Rear Hanger, undermount, fabricated
3	2	712938-01	Adjustable Torque Arm with bushing
4	2	712939-01	Rigid Torque Arm with bushing
5	8	712944-01	Torque arm bolt assembly
6	2	712946-01	Equalizer Assembly
6.1	1	712931-01	TP Center hanger , undermount, fabricated
6.2	1	712934-01	TP Equalizer, 49", SP, fabricated
7	4	712998-01	Axle seat assembly, 5" round
8	4	712999-01	Bottom plate assembly
9	4	712934-01	Ubolt assembly

**Axle Seat Kit TABLE**


Kit #	Hi Arch Spring(#354-00)	Low Arch Spring(#356-00)	Axle Seat Height
K712950	16"	13 3/4"	3/4"
K712951	17"	14 3/4"	1 3/4"
K712952	18"	15 3/4"	2 3/4"
K712953	19"	16 3/4"	3 3/4"

Kit includes 2 top plates (8), 2 axle seats, 2 bottom plates, 4 ubolt assemblies.





## REYCO TRANSPRO UNDERSLUNG TRAILER SUSPENSION



**Reyco  
Granning**  
S U S P E N S I O N S

Item No.	Part No.	Description
1	712933-01	Front Hanger, undermount, fabricated
2	712932-01	Rear Hanger, undermount, fabricated
3	712938-01	Adjustable Torque Arm with bushing
4	712939-01	Rigid Torque Arm with bushing
5	712944-01	Torque arm bolt assembly
6	712946-01	Equalizer Assembly
6.1	712935-01	Equalizer, 49", SP, fabricated
6.2	712931-01	Center hanger, undermount, fabricated
7	712935-01	Bottom plate, 5" round axle
8	See Table	Axle seat, 5" round axle
9	712937-01	Top plate
10	See Table	Ubolt assembly

### Axle Seat Kit TABLE - 1" SEAT (Use spring for ride height)

Kit #	Hi Arch Spring (# 354-00)	Medium Arch Spring (# 355-00)	Low Arch Spring (# 356-00)	Axle Seat Height
K712905	6"	4"	3"	3/4"

Kit includes 2 bottom plates (8), 2 axle seats, 4 ubolt assemblies.

### Ubolt Assembly TABLE

Ride Height. (")	Part No.
13-3/8" (340mm)	712947-01
14-3/8" (390mm)	712947-02
15-3/8" (415mm)	712947-03
16-3/8" (440mm)	712947-04

**FRUEHAUF SUSPENSION PARTS****Front Hanger, Undermount  
F Series Suspensions**

Part No.	Replaces
U-CF2467-1	UCF002467 001

**Front Hanger Undermount  
Wide Base, F Series Suspensions**

Part No.	Replaces
U-CF1466-1	UCF001466 001

**Equalizer Hanger, Undermount  
F Series Suspensions**

Part No.	Replaces
U-XA0034	UXA000034

**Equalizer Hanger, UnderMount  
Wide Base, F Series Suspensions**

Part No.	Application
U-CE7746-1	UCE007746 001

**Rear Hanger, Undermount  
F Series Suspensions**

Part No.	Replaces
U-CF2470-1	UCF002470 001

**Rear Hanger, UnderMount  
Wide Base, F Series Suspensions**

Part No.	Replaces
U-CF5858-1	UCE005858 001

**Equalizer, w/bushing  
NF-2 Series Suspension**


Part No.	Replaces
U-CF8317-1	UCF008317001

**Ductile Cast Equalizer  
F Series Suspensions**

Part No.	Replaces
U-CF6963-1	UCF006963 001

**Cast Equalizer  
Series Suspensions**

Part No.	Replaces
UXA000017	-

**Equalizer Bolt Kit  
NF-2 Series Suspension**

Part No.	Replaces
U-CF6703-901	UCF006703901

**"FRUEHAUF"  
SUSPENSION PARTS**



**FRUEHAUF SUSPENSION PARTS**

**Spring Spacer - F Series Suspension**

1 1/2" High, 3" Wide, 6 1/2" Long

Part No.	Replaces
U-XA0048	UXA000048



**Axle Bracket, For 5" Rd Axle**

**F2 Series Suspensions**

Part No.	Replaces
U-XA0028	UXA00028



**Axle Bracket, For 5" Sq. Axle**

**F Series Suspensions**

Part No.	Replaces
A-XA0495-1	AXA000495-001



**5" Rd Axle Seat for F2 Suspension**

Part No.	Replaces
A-CF8391-1	ACF008391-001



**Spring Seat - F Series Suspension**

Part No.	Replaces
A-XA0512-1	AXA000512-001



**Top Plate**

**F Series Suspensions, Multi-Leaf**

Part No.	Replaces
U-CE8801-1	UCE008801001



**Top Plate**

**Saddle/Round ubolt, Cast**

Part No.	Replaces
U-CC5998-1	UCC005998001



**Fixed Radius Rod - 15-7/16" C-C**

**F Series Suspensions**

Part No.	Replaces
U-XA0026-1	UXA000026-001



**Adjustable Radius Rod**

**F Series Suspensions**

Part No.	Center to Center
U-CF2640-1	15 7/16"
U-CF2640-4	12 3/8"



**"FRUEHAUF"**  
SUSPENSION PARTS



## FRUEHAUF SUSPENSION PARTS

### Radius Rod Bushing Kit For Fruehauf "F" Series Suspensions

Replaces UXA000011-900

**Part No. NL3000**



### Equalizer Bushing Kit For Fruehauf "F" Series Suspensions

Replaces U-XA0004-900


**Part No. NL3001**



### Radius Rod Bushing Kit Components F Series Suspensions

**Part No. NL3000**      **Replaces**  
U-XA0011-900

Item	Part No.	Description
1	U-XA0016	Bolt
2	U-XA0356-1	Washer
3	UXA000011	Bushing (7620-00)
4	U-XA0002	Washer
5	FSP 6-2-9	Nut



### Equalizer Bushing For Fruehauf "F" Series Suspensions

Replaces UXA00004

**Part No. E-1020**



### Equalizer Bolt Kit For Fruehauf NF-2 Series Suspensions

Replaces UCF006703901

**Part No. U-CF6703-901**



### Radius Rod Bushing For Fruehauf "F" Series Suspensions

Replaces UXA000011

**Part No. 7620-00**



### Slider Lock Pin Kit Slider Pin Assembly

**Part No. 586191-900**      **Replaces**  
FCF006457-901



**"FRUEHAUF"**  
SUSPENSION PARTS



**TRAILMOBILE SUSPENSION PARTS**

**Equalizer (Rocker)**  
For 3-1/2" wide springs  
**Part No. 3-A66-43**  
Interchange Info: E-3383



**Bolt Kit for Trailmobile Equalizer**  
**Part No. 700-7-155**  
Interchange Info: E-3527



**Adjustable Torque Arm**  
17" C/C (15.75" to 18.25")  
**Part No. 16398-17**  
Interchange Info: E-3390



**Non-Adj Torque Arm**  
17" center to center  
**Part No. 3-A11-64**



**Torque Arm Bushing Assembly**  
3-1/2" fabricated  
**Part No. NL1448**  
Interchange Info: E-3079



**Torque Arm Bushing**  
3-1/2" fabricated  
**Part No. 722-00** Interchange Info: E-934



**GENERIC SUSPENSION PARTS**

**Equalizer (Rocker)**  
Single bolt application  
**Part No. 1063526 (Fab)**  
Interchange Info: 16158-01  
**Part No. 1063531 (Cast)**  
Interchange Info: 17784-01



**Equalizer (Rocker)**  
Two bolt application, fabricated  
**Part No. 1063532**  
Interchange Info: 750-03 / E2781A



**Equalizer (Rocker)**  
Two bolt application, cast  
**Part No. 1070401**  
Interchange Info: 19137-01



**Adjustable torque arm**  
19.25" (Adjusts 18.5" to 21")  
**Part No. 1063524**  
Interchange Info: 16398-04



**Non-Adjustable torque arm**  
19.25"  
**Part No. 1063525**  
Interchange Info: 715-00



**Torque arm Bushing Kit**  
for 21B Reyco  
**Part No. 1063538**  
Interchange Info: TK18997



**Front hanger-undermount**  
Fabricated, 9700 series app.  
**Part No. 1063533**  
Interchange Info: 20728-01



**Rocker hanger - undermount - fabricated**  
**Part No. 1063534** (7700)  
Interchange Info: 7702-02  
**Part No. 1063536** (9700)  
Interchange Info: 16171-01



**Rear Hanger-undermount-fabricated**  
**Part No. 1063535**  
Interchange Info: 20732-01

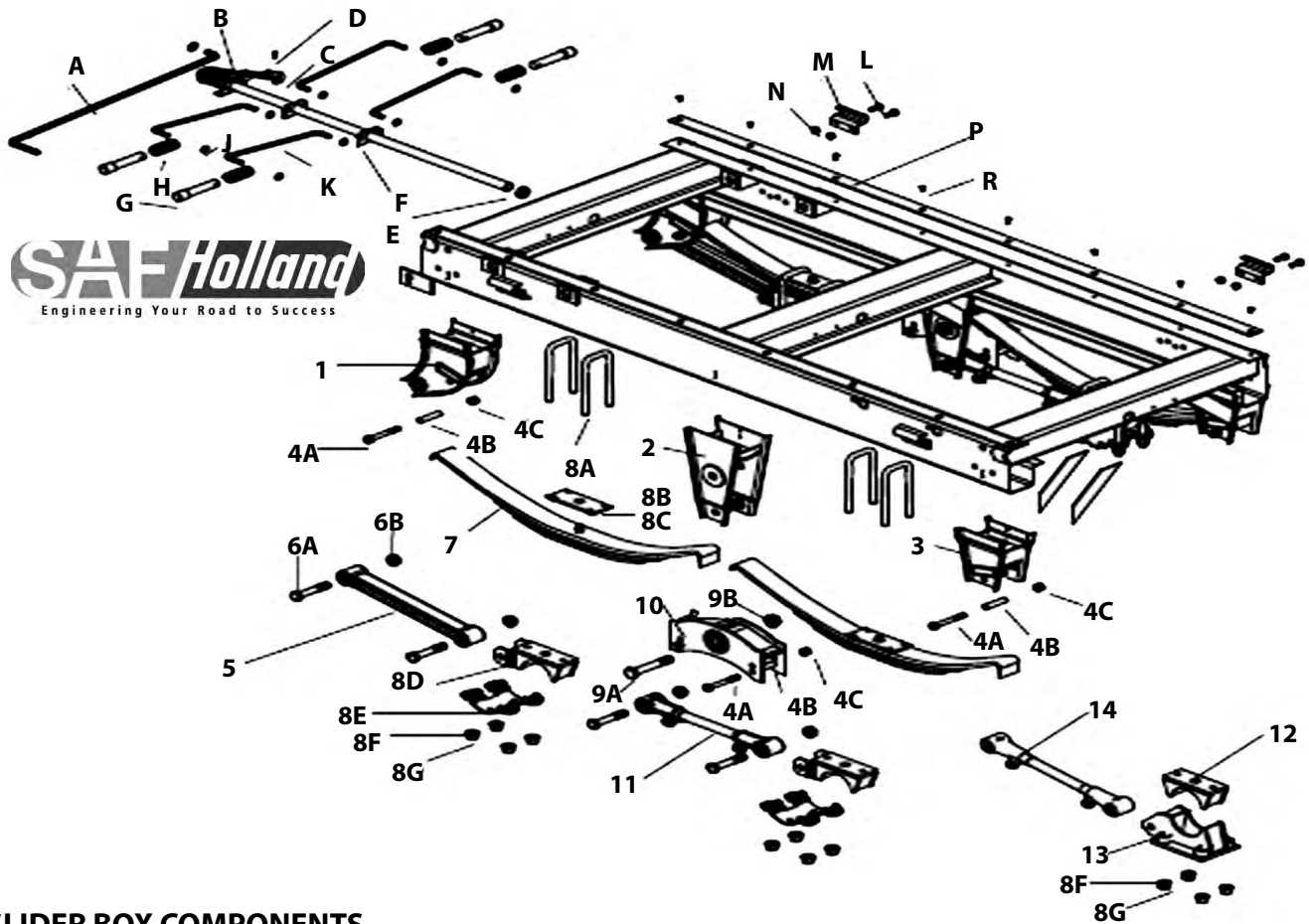


**Rocker and Hanger assembly-undermount**  
**Part No. 1063537** (Fab)





## DURALITE 2<sup>®</sup> MECHANICAL SUSPENSION PARTS



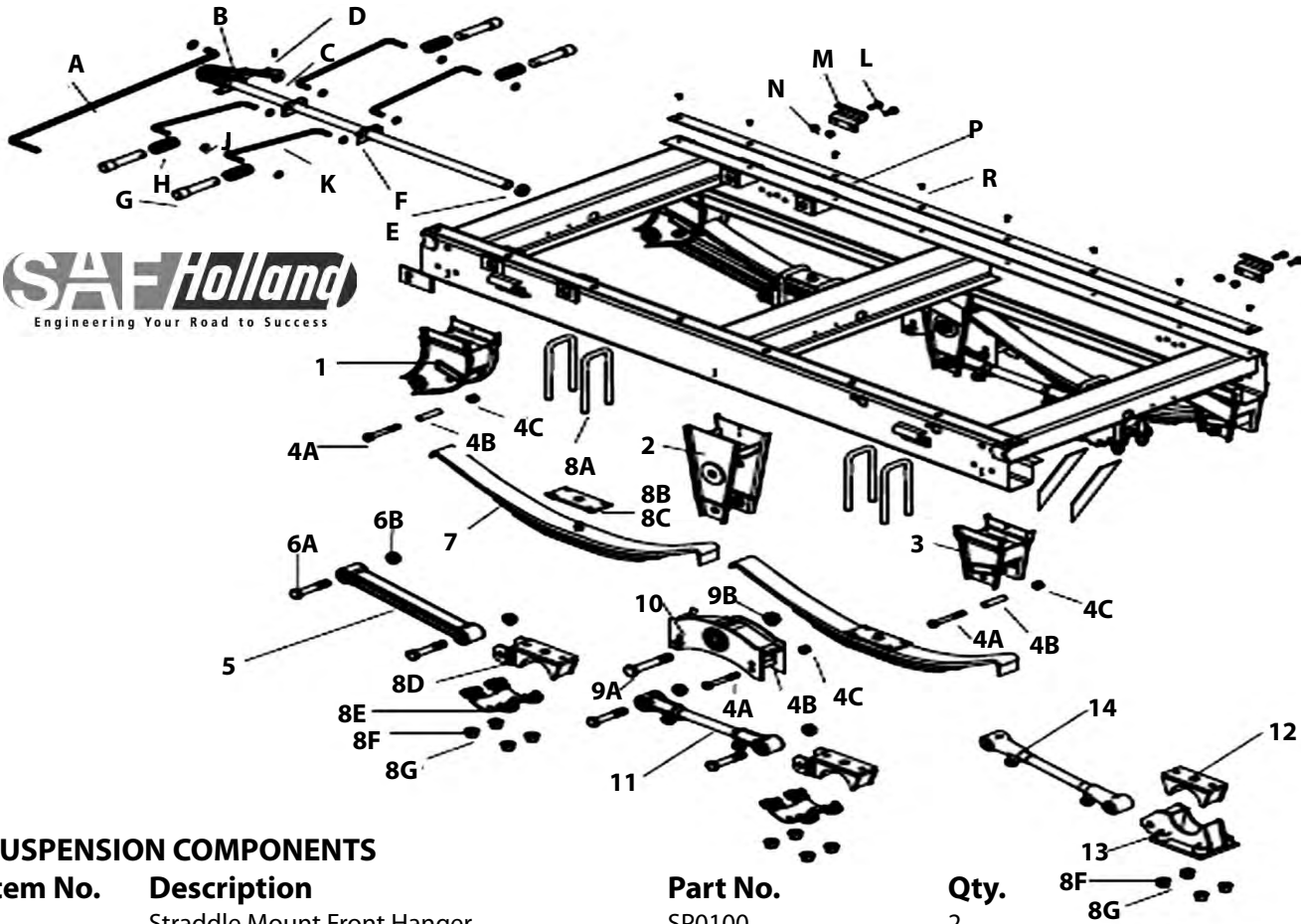
### SLIDER BOX COMPONENTS

Item No.	Description	Part No.	Qty.
A	Pull Handle - for 42"	SL0A1269-02	1
	Pull Handle - for 48"	SL0A1269-01	1
B	Center Pin Pull Assembly	SL0A1277-01	1
C	Retainer Washer	XB-PW-016-08	1
D	Cotter Pin 3/16"x1-1/2"	XB-CTP-014-59	1
E	Spacer	SL0523-07	1
F	Torsion Cam	SL0A1274	2
G	Lock Pin Hutch Style 1-5/8" dia.	SL0A1261	4
	Lock Pin diameter is 1-3/8" all others	SL0A1238	4
H	Compression Spring	XB-SPG-020-35	4
J	Washer 1/2" (Pin Pull Rod)	XB-PW-016-85	8
K	Pin Pull Rod - for 42"	SL0A1239-01	4
	Pin Pull Rod - for 48"	SL0A1239-02	4
	Pin Pull Rod - for 54"	SL0A1239-03	4
L	Bolt 1/2"-13x1-1/4"	XB-HHC-001-33	8
M	Hold Down Clip	90015150	4
N	Lock Nut 1/2"-13	XB-SLN-012-42	8
P	Slider Pad (96" long)	XB-SL0A1054	2
R	Self Tap Screw 5/16"-18x3/4"	XB-ST5-008-16	16

--Only items A and K have different part numbers for 42", 48", and 54" sliders.



**DURALITE 2® MECHANICAL SUSPENSION PARTS**



**SUSPENSION COMPONENTS**

Item No.	Description	Part No.	Qty.
1	Straddle Mount Front Hanger	SP0100	2
2	Straddle Mount Equalizer Hanger	SP0110	2
3	Straddle Mount Rear Hanger	SP0120	2
4A	Bolt 5/8"-11x4-1/2" LG GR 5	XB-SP0050-71	8
4B	Spacer, 5/8"	XB-SP0145	8
4C	Lock Nut 5/8"-11	XB-0012-10	8
5	Fixed Torque Arm w/bushings	SP0143	2
6A	Bolt 7/8"-14 x 4-3/4" LG GR 5	XB-SP0050-75	8
6B	Flange Lock Nut 7/8"-14	XB-SP0012-36	8
7	Spring Assembly	see chart	4
8A	U-Bolt 3/4" diameter	see chart	8
8A	U-Bolt 3/4" diameter - Rear Axle	see chart (no hop)	4
8B	Top Plate	SP0178	4
8C	Liner	SP0049	4
8D	Spring Seat Riser	see chart	4
8E	Bottom Plate	SP0099	4
8F	Hardened Washer 13/16" id x 1-15/16" od	XB-SP0016-67	16
8G	Hex Nut 3/4"-16 LG GR 5	XB-SP0011-44	16
9A	Bolt 1"-14 x 6-1/16" LG GR 5	XB-SP0050-73	2
9B	Flange Lock Nut 1"-14	XB-SP0012-37	2
10	Equalizer with Bushings	SP0131	2
11	Adjustable Torque Arm with Bushings	SP0123	2
12	Spring Seat Riser - Rear Axle	see chart (no hop)	2
13	No Hop Bottom Plate - Rear Axle	SP0170	2
14	Adjustable Torque Arm - Rear Axle	SP0169	2

**NEW!**  
**Part No.**  
**UPSP0131KIT**  
Equalizer and Bolt Kit.  
 Consisting OF:  
 SP0131 - 1 pc  
 10562-00 - 1 pc  
 E-4835 - 2 pcs  
 XB-SP0050-73 - 1 pc

**NEW!**  
**Part No.**  
**UPSP0143KIT**  
Torque arm and Bolt Kit.  
 Consisting OF:  
 SP0143 - 1 pc  
 XB-SP0012-36 - 2 pcs  
 XB-SP0050-75 - 2 pcs





**DURALITE 2® MECHANICAL SUSPENSION PARTS**

**Mounting Height Table\***

NO.	DESCRIPTION	SPRING PART NO.		SEAT HEIGHT							
				3/4"	1-1/4"	1-3/4"	2-1/4"	2-3/4"	3-1/4"	3-3/4"	4-1/4"
8D	Spring Seat Riser			SP0142-01	SP0142-02	SP0142-03	SP0149-04	SP0149-05	SP0149-06	SP0149-07	SP0149-08
7	Heavy-Duty, 3-Leaf Springs	SP0365 SP0365-01	U-Bolt	SP0074-K	SP0074-L	SP0074-M	SP0074-P	SP0074-R	SP0074-S	SP0074-T	SP0074-U
			Mtg.	15-1/2"	16"	16-1/2"	17"	17-1/2"	18"	18-1/2"	19"
			Ht.	13-1/4"	13-3/4"	14-1/4"	14-3/4"	15-1/4"	15-3/4"	16-1/4"	16-3/4"
7	3-Leaf Springs	SP0354 SP0355 SP0356	U-Bolt	SP0074-J	SP0074-K	SP0074-L	SP0074-M	SP0074-P	SP0074-R	SP0074-S	SP0074-T
			Mtg.	15-1/2"	16"	16-1/2"	17"	17-1/2"	18"	18-1/2"	19"
			Ht.	14"	14-1/2"	15"	15-1/2"	16"	16-1/2"	17"	17-1/2"
7	2-Leaf Springs	SP0324 SP0325 SP0326	U-Bolt	SP0074-H	SP0074-J	SP0074-K	SP0074-L	SP0074-M	SP0074-P	SP0074-R	SP0074-S
			Mtg.	15-1/2"	16"	16-1/2"	17"	17-1/2"	18"	18-1/2"	19"
			Ht.	14"	14-1/2"	15"	15-1/2"	16"	16-1/2"	17"	17-1/2"
7	Single-Leaf Springs	SP0360 SP0363	U-Bolt	SP0074-G	SP0074-H	SP0074-J	SP0074-K	SP0074-L	SP0074-M	SP0074-P	SP0074-R
			Mtg.	15-1/2"	16"	16-1/2"	17"	17-1/2"	18"	18-1/2"	19"
			Ht.	13-1/4"	13-3/4"	14-1/4"	14-3/4"	15-1/4"	15-3/4"	16-1/4"	16-3/4"

\* Subtract 1/2" from all mounting heights (ride heights) for single axle DuraLite® suspensions. (e.g. For a single axle suspension listing 16" as the mounting height from the above table, subtract 1/2", yielding a mounting height [or ride height] of 15-1/2".)

**No Hop - Mounting Height Table**

NO.	DESCRIPTION	SPRING PART NUMBER		SEAT HEIGHT			
				3/4"	1-1/4"	1-3/4"	2-1/4"
8D	Front Spring Seat Riser			SP0142-01	SP0142-02	SP0142-03	SP0149-04
13	Rear Spring Seat Riser			SP0172-01	SP0172-02	SP0172-03	SP0172-04
7	Heavy Duty 3-Leaf Springs	SP0365 SP0365-01	Front U-Bolt	SP0074-K	SP0074-L	SP0074-M	SP0074-P
			Rear U-Bolt	SP0074-T	SP0074-U	SP0074-V	SP0074-W
				15-1/2"	16"	16-1/2"	17"
7	3-Leaf Springs	SP0354 SP0355 SP0356	Front U-Bolt	SP0074-J	SP0074-K	SP0074-L	SP0074-M
			Rear U-Bolt	SP0074-S	SP0074-T	SP0074-U	SP0074-V
				15-1/2"	16"	16-1/2"	17"
7	2-Leaf Springs	SP0324 SP0325 SP0326	Front U-Bolt	SP0074-H	SP0074-J	SP0074-K	SP0074-L
			Rear U-Bolt	SP0074-R	SP0074-S	SP0074-T	SP0074-U
				15-1/2"	16"	16-1/2"	17"
7	Single-Leaf Springs	SP0360 SP0363	Front U-Bolt	SP0074-G	SP0074-H	SP0074-J	SP0074-K
			Rear U-Bolt	SP0074-P	SP0074-R	SP0074-S	SP0074-T
				15-1/2"	16"	16-1/2"	17"
				13-1/4"	13-3/4"	14-1/4"	14-3/4"

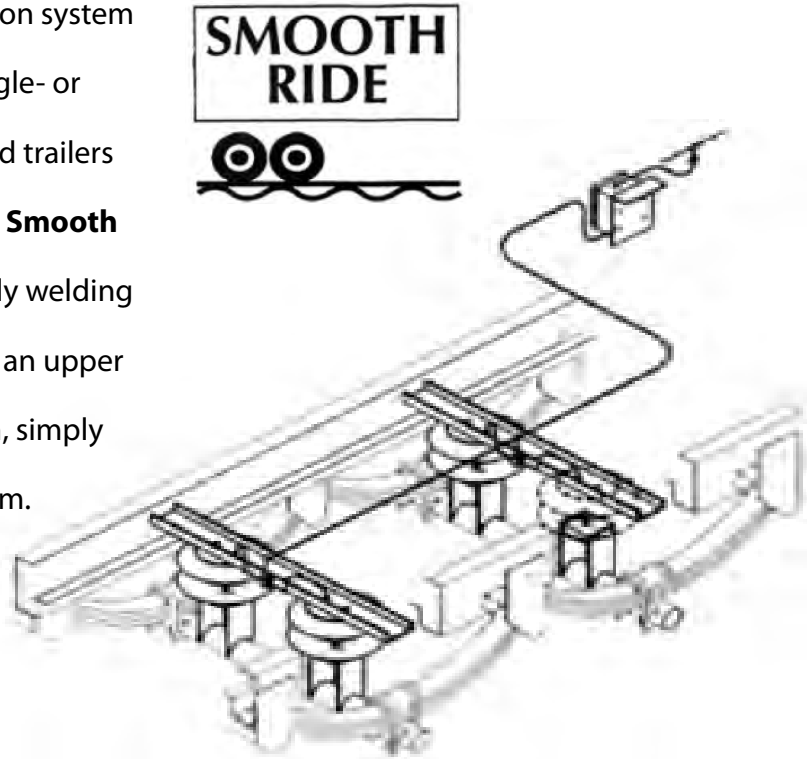




## SMOOTH RIDE SUSPENSION - ADD ON AIR

**Smooth Ride** is an add-on air suspension system designed for most 96" or 102" wide single- or tandem-axle dry vans, reefers, or flatbed trailers installed with a spring suspension. **The Smooth Ride System** is easily installed by simply welding two brackets to each axle, then adding an upper member directly above each axle. Then, simply install the air bags and air control system.

We can get you more information on the Smooth Ride System!




## LIFT AXLE CONTROL VALVE

Lift Axle Control Valve

### Part No. 110591

Pressurizing the lift axle air spring to lift the axle causes the 110591 to close the control port to the delivery port.

This prevents the service brakes from applying while the axle is in the up position.



*Sealco*

## SUSPENSION CONTROL VALVE - AIR BAG CONTROL VALVE

Air Bag Control Valve

### Part No. 17610 - 3/8" inlet/outlet ports.

Commonly used to control the inflation and deflation of air suspension bags.

Allows for movement of trailer back to dock without re-inflating the air bags.

Operates with all air suspension systems.

Pull to manually exhaust air from air bags.

Push to refill air bags from reservoir.



*Sealco*



## RAPID DUMP AIR SUSPENSION VALVE

### Rapid Dump Air Suspension Valve



#### Part No. 032195

Replaces Bendix TR-3, SV-1 AND Humphrey 250A N/O valves.

Pilot operated and designed specifically for rapidly lowering truck air suspension systems. Durable zinc die cast body. 4 1/8" FPT ports.

Mounts on either right or left frame rail using 1/4" mounting holes.




## SLOAN LIFT AXLE CONTROL MODULE

The Sloan Lift Axle Control Module is supplied ready for installation. It is designed to control the raising and lowering of a lift axle by inflating and deflating the air bags all done electronically.

The module incorporates a 4-way valve, regulator, DOT cartridge push-in fittings, automatic solenoid, and air gauge.

#### Part No. 1401140 (Axle normally up, w/gauge)

- Designed to reduce assembly time and errors current lift axle circuitries present.
- Reduces use of parts by 50% compared to current lift axle circuitries.
- Protected exhaust ports.
- DOT Cartridge push-in-fittings
- Temperature rating of -40°F to 160°F
- SAE J1128 AND IP65 compliant
- Solenoid rated for 9-16 VDC





## AIR CONTROL VALVES

### IMMEDIATE RESPONSE - Type EGP Height Control Valve

The 90555105 EGP/IR platform is a direct replacement for the 90554241.  
The 90555106 EGP/IR platform replaces 90554241 and has dump valve.

Adjusts air pressure with **no time delay** to maintain desired chassis position. Universal application - allows for RH or LH applications, horizontal or vertical installations. Can be used for truck, tractor and trailer air suspension applications, air cab, and industrial applications.

Part No.	Dump Valve	Port Size	Flow Rate	Operating Temp.	Max. Work'g Pressure
90555105	No	1/4" NPT	10 SCFM	-40Fto+176	160 PSI
90555106	Yes	1/4" NPT	10 SCFM	-40Fto+176	160 PSI
48100267	Linkage Repair Kit for this Valve (SRK205).				
90054630	Universal Connector for 48100267				

Shown without optional dump valve



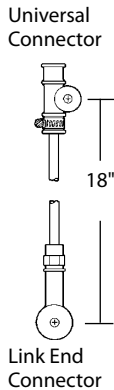
### LINKAGE COMPONENTS

#### Service Repair Kit Part No. 48100267

Linkage kit for use on Neway IR height control valve. Can be cut to required length.

#### Part No. 90054630

Universal connector for 48100267



#### Flexible Link Assembly Service repair Kit

For servicing height control valve link assemblies on air ride suspensions. Replaces link assemblies from 4.5" to 20" (one kit per valve)

#### Kit No. 48100225 (SRK168)

Kit Contains:

- 1 90006396 18.25" rod
- 1 90054516 link end
- 2 93900198 hose clamp
- 2 93900224 shoulder bolt
- 4 93900119 washer, 1/4"
- 2 93400060 1/4-20 locknut



### PRESSURE PROTECTION VALVE

Filters air and protects air supply from loss of pressure.

Installed on air reservoir

Set to 65 PSI at factory.

#### Part No. 90554107



### 3 WAY ELECTRIC SOLENOID VALVE

Three 1/4" ports. Included in air control kits for raising and lowering systems.

Valve Normally Open:

#### Part No. 90054075

Valve Normally Closed:

#### Part No. 90054074



### PILOT VALVE

Included in air control kits for raising and lowering systems.

1/8" pilot port. 1/4" all other ports

#### Part No. 90554615



### HAND VALVE

Includes mounting bracket for dash, steering column or floor mounting.

#### Part No.

#### E-4329 (90054082)





## HEIGHT CONTROL / LEVELING VALVES

### Leveling Valve

Used to maintain vehicle height on an air suspended chassis.

Made of durable EGP (Engineering Grade Plastic).

One valve can be used for left and right installation

One valve can control two suspension bellows

ALL ports 1/4" NPT

Includes a standard vertical linkage which can be cut to desired length, and an adapter plate to allow changeover from competitive models.

**Part No. KN27000**



### Height Control Valve

All ports are 1/8" NPT.

Original equipment on many Trucks and Trailers

Automatically adds air to, or exhausts air from air suspension to maintain constant static design height.

Does not respond to short duration dynamic changes in axle position, thus reducing air consumption which extends compressor life and saves fuel. **Part No. 90054007**



Top Port - Exhaust  
Middle Port - Air Spring  
Bottom Port - Supply

### Ridewell Height and Leveling Control Valve

Ridewell's high performance height control valve for trucks, trailers, buses, and recreational vehicles responds quickly to correct air pressure and return vehicle to desired ride height.

Minimal deadband. All push-to-connect fittings  
Universal mounting. Quick & accurate operation  
2-year warranty

**Part No. 6300BFAB13 - Without pressure protection**

**Part No. 6301BFAB13 - With pressure protection without dump**

**Part No. 6321BFAB13 - With pressure protection and dump**

HCV ports take push to connect fittings for 3/8" tubing.

**Part No. 1230109**



### Fleetcraft Height Control Valve

Automatically adds air to, or exhausts air from air suspension to maintain a constant static design height.

**Part No. FC54007**



**Look for Hendrickson Part No. VS227  
in the Hendrickson Valves Section**



**HEIGHT CONTROL VALVES - HADLEY**

**Hadley Height Control Valve With Integrated Dump Valve**

The 500 series is the fastest air spring fill and exhaust system available. Up to 300% faster fill and exhaust rates. Die cast body. Dump valve eliminates added on valves and associated plumbing and parts. Includes linkage.

**Part No. H00500C**

**Part No. H00500CA (Reverse Dump Valve)** 



**Hadley Standard Height Control Valve**

Many OEM Applications. Interchangeable with other makes. Mount on right or left.

**Part No. H00450CE**



**AIR VALVES - HALDEX**

**Haldex Dump Valve**

Dump Valve for CR Height Control Valve. Normally open dump valve allow air to be exhausted from the air springs when pilot pressure is applied. All ports 1/8" NPT. Fittings provided, 1/4" and 3/8".

**Part No. 90554335**

Pilot Port



Air Spring Port



**Haldex Manually Operated Valve**

Small, self-relieving manual switch. Supplies pilot pressure to dump valves, pilot valves or other basic accessories. All ports 1/8" NPT.

**90054088**



**Haldex Valve Sensor for EDL**

**Part No. 90554664**



**PRECISION RESPONSE PLUS**

**- Height Control Valves**

Non-time delay valve. Tight dead zone Provides precise adjustment to ride height variator  
 •All Ports 1/4" NPT.  
 •The PR valve's use of ceramic seal technology allows the valve to be very reliable and highly durable even in the most extreme conditions.



**Part No. 90554945**

**Part No. 90554994 w/ conversion bracket**

**Part No. 90555100 w/ height control valve**(normally closed)

5.5" adjustable arm, 3-port same side manifold

**Part No. 90555353 w/ height control valve**(normally open)

7" fixed arm, 5-port side manifold

**Part No. 90555375 w/ height control valve**(normally open)

7" adjustable arm, 3-port side manifold

**Part No. 90555377 w/ height control valve**(normally open)

7" adjustable arm, 3-port straight manifold

**AIR PRESSURE GAUGES**

**Air Pressure Gauge**

0 - 100 Pounds  
 2 1/4" Diameter Face  
 1/4" NPTF  
**Part No. 90054700**



**Air Pressure Gauges**

0 - 100 Pounds  
**Part No. HPGS100**  
 0 - 200 Pounds  
**Part No. HPGS200**

- 2 1/2" diameter stainless steel case & bezel
- Spiral bourdon tube over 600 PSI
- Built in relief valve
- Dual scale; Accuracy ± 1.6% full scale
- Deflection center 40% of scale, otherwise 2% FSD
- Standard stem is 1/4 NPT





## SAF HOLLAND AIR RIDE SUSPENSIONS



### RL SERIES

#### Top Mount Suspension

~23,000, 25,000 and 30,000 lb. capacity.

~Available in 14", 15", 16" & 17"  
ride heights.

~Used on platform, grain, bottom dumps,  
livestock and logging trailers.



### RLU SERIES

#### Underslung Suspension

~22,500, 25,000 and 30,000 lb. capacity.

~Available in 6", 6.5", 7", 8", 9", 10"  
and 12" ride heights.

~Used on moving vans, auto haulers, drop  
deck, livestock and low bed trailers.



### EZ-ALIGN™

#### The Original and Proven Non-Weld Axle Alignment Feature

Make axle adjustments in minutes from the outboard side of the trailer. It is a very simple system. No special tools or welding is needed, you just loosen the lock nut, rotate the pivot bolt to adjust the alignment and retorque the Lock Nut to 800 ft lbs. - there is no weld to replace. The EZ-ALIGN™ feature is standard for all RL/RLU Series Air Suspensions.



### STOCKING PART NUMBERS:

#### Part No. RL250-14

25,000 LB suspension. 14" ride height

#### Part No. RL250-17

25,000 LB suspension. 17" ride height

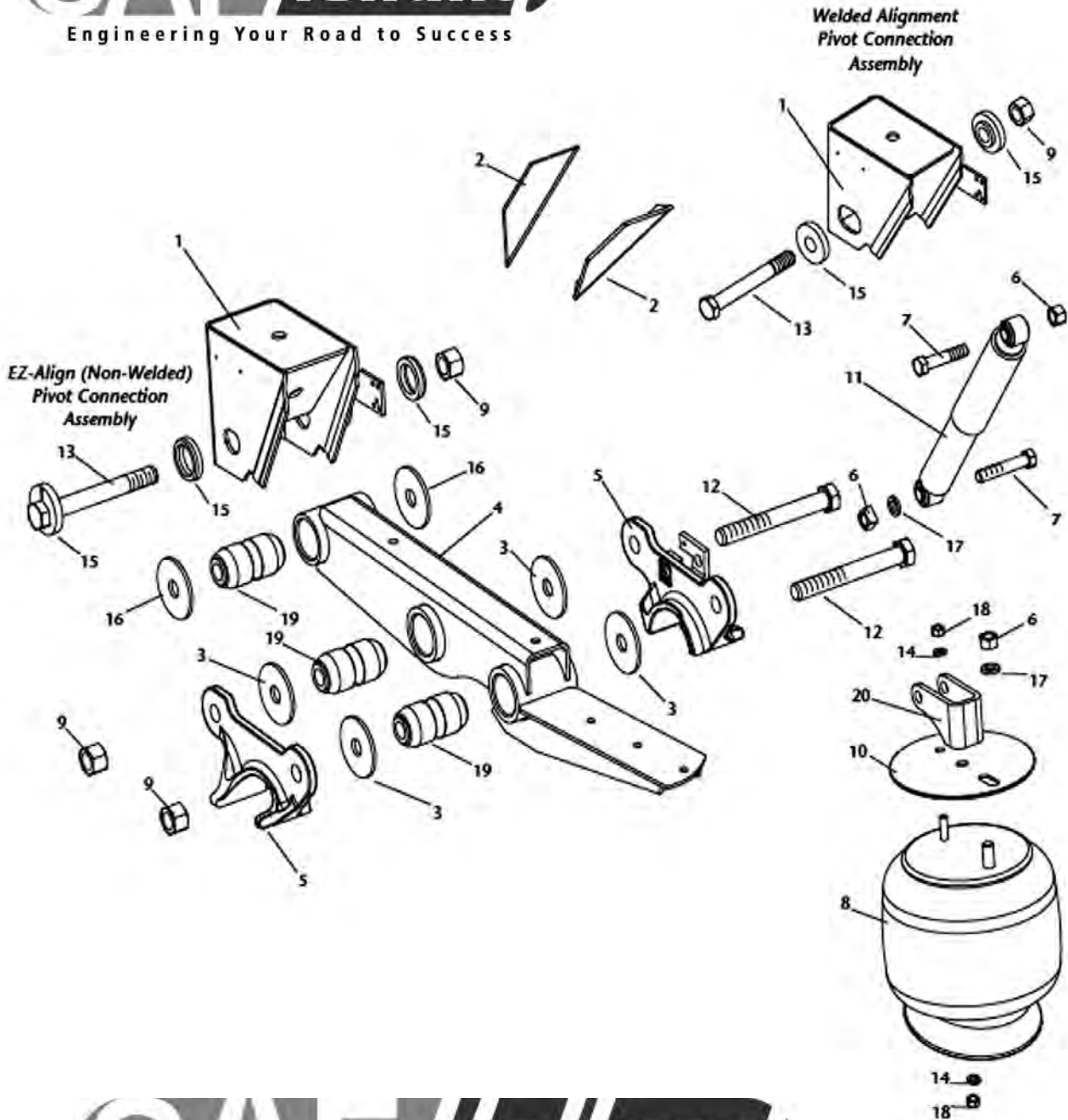
#### Part No. RLU250-9

25,000 LB suspension. 9" ride height





SAF HOLLAND RL-230-14, -15, -16, -17 AIR SUSPENSIONS







## SAF HOLLAND RL-230-14, -15, -16, -17 AIR SUSPENSIONS

### RL230 STANDARD SUSPENSION PARTS LIST

ITEM NO.	DESCRIPTION	RL-230-12-3	RL-230-14-3	RL-230-15-3	RL-230-16-3	RL-230-17-3	QTY.
1*	Frame Bracket (roadside - EZ-Align)	90520859	90521147	90521148	90521149	90521149	1
	Frame Bracket (Welded Alignment)	90520846	90521141	90521142	90521143	90521143	1
2	Angle Brace	90025157	90025157	90025157	90023002	90023002	4
3	1-1/8" Spacer Washer	90036217	90036217	90036217	90036217	90036217	8
4	Equalizing Beam (roadside)	90516999	90516999	90516999	90516999	90516999	1
	Equalizing Beam (curbside)	90517000	90517000	90517000	90517000	90517000	1
5	Axle Adapter (roadside-outboard)	90001341	90001341	90001341	90001341	90001341	1
	Axle Adapter (roadside-inboard)	90501462	90501462	90501462	90501462	90501462	1
5	Axle Adapter (curbside-outboard)	90001340	90001340	90001340	90001340	90001340	1
	Axle Adapter (curbside-inboard)	90501463	90501463	90501463	90501463	90501463	1
6	3/4"-10 Hex Nut (top of air spring)	93400149	93400149	93400149	93400149	93400149	2
	3/4"-10 Hex Nut (upper shock lock nut)	93400492	93400492	93400492	93400492	93400492	2
	3/4"-10 Square Nut (for lower shock bolt)	93400367	93400367	93400367	93400367	93400367	2
7	3/4"-10x3 1/2" Bolt	93003597	93003597	93003597	93003597	93003597	2
	3/4"-10x4" Bolt (lower shock bolt)	93003609	93003609	93003609	93003609	93003609	2
8	Air Spring	90557223	90557117	90557118	90557118	90557119	2
9	1-1/8" Lock Nut	93400506	93400506	93400506	93400506	93400506	6
10	Air Spring Mtg Plate (ASMP)	90033785	90033785	90033785	90033785	90033785	2
	Upper ASMP & shk Brkt (roadside)	-	90531320	90531320	90531320	-	1
	Upper ASMP & shk Brkt (curbside)	-	90531321	90531321	90531321	-	1
11	Shock Absorber	90045381	90044642	90044642	90044089	90044089	2
12	1-1/8" Bolt	93201051	93201051	93201051	93201051	93201051	4
13	1-1/8" Pivot Bolt (Welded Alignment)	93201055	93201069	93201069	93201069	93201069	1
	1-1/8" Pivot Bolt (EZ-Align)	90508019	90508019	90508019	90508019	90508019	1*
14	1/2" Lock Washer	93600072	93600072	93600072	93600072	93600072	4
15	Alignment Block (Welded Alignment)	90008147	90008198	90008198	90008198	90008198	2
	Alignment Block (EZ-Align)	90008238	90008238	90008238	90008238	90008238	1*
16	Pivot Washer, 1.14" dia.	90036177	90036177	90036177	90036177	90036177	4
17	3/4" Lock Washer	93600077	93600077	93600077	93600077	93600077	4
18	1/2"-13 Nut	93400136	93400136	93400136	93400136	93400136	4
19**	Pivot and Axle Bushing	90008149	90008149	90008149	90008149	90008149	6
20	Upper Shock Bracket	90018445	90018445	90018445	90018445	90018445	2

\* If both frame brackets require EZ-Align, order 2.

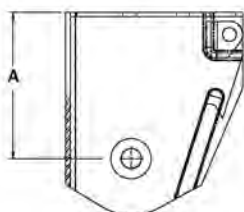
\*\* Replacement components should be purchased in bushing connection SRK kits listed below:

#### Pivot Connection Kits

DESCRIPTION	SRK NO.	PART NO.	APPLICATION
1 EZ-Align	SRK-525	481 00 389	1 Kit Req. per Axle
1 Welded Alignment			
2 EZ-Align	SRK-521	481 00 385	1 Kit Req. per Axle

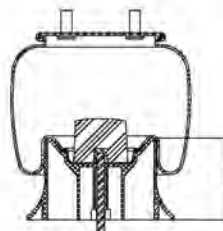
#### Axle Connection Kit

SRK NO.	PART NO.	APPLICATION
SRK-265	481.00.328	1 Kit Req. per Axle



#### Frame Bracket

"A" DIM	PART NO.
5.06"	905 20 859
7.06"	905 21 147
8.06"	905 21 148
10.44"	905 21 149

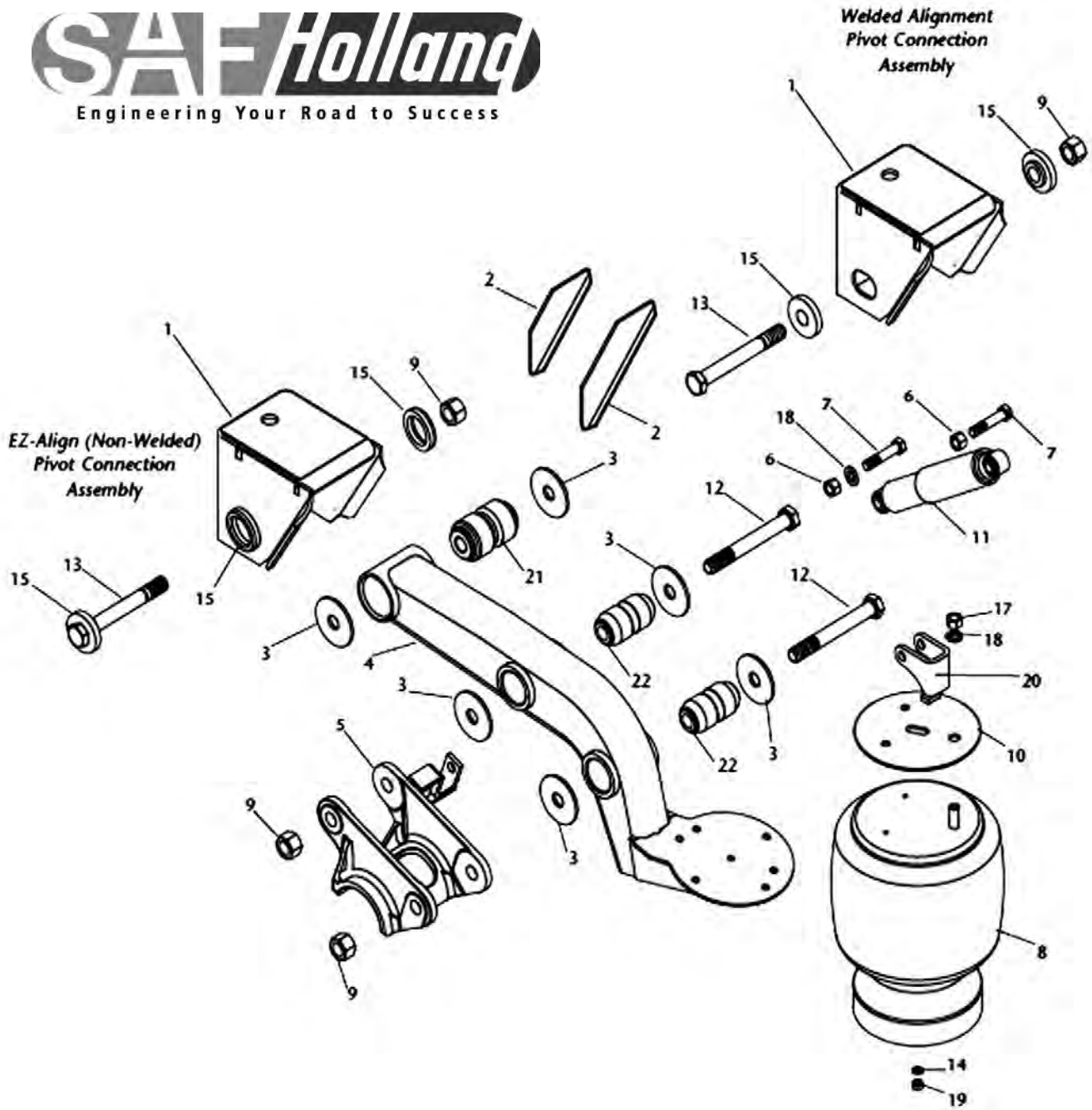


#### Air Spring

"B" DIM	PART NO.
2.83"	905 57 223
4.75"	905 57 117
5.70"	905 57 118
7.40"	905 57 119



**SAF HOLLAND RL250 AIR SUSPENSION**





**SAF HOLLAND RL250 AIR SUSPENSION**

#	Description	14"ride	15" ride	16" ride	17"ride	Qty
1	Frame Bracket (roadside - EZ-Align)	90521151	90521151	90521152	90521152	1
1	Frame Bracket (curbside - EZ-Align)	90521151	90521151	90521152	90521152	1
1	Frame Bracket (roadside - Welded Alignment)	90521145	90521145	90521146	90521146	1
1	Frame Bracket (curbside - Welded Alignment)	90521145	90521145	90521146	90521146	1
2	Angle Brace	90023002	90023002	90023001	90023001	4
3	1-1/8" Spacer Washer	90036177	90036177	90036177	90036177	12
4	Equalizing Beam (roadside)	90516587	90516587	90516587	90516587	1
	Equalizing Beam (curbside)	90516588	90516588	90516588	90516588	1
5	Axle Adapter (roadside)	90501289	90501289	90501289	90501289	1
	Axle Adapter (curbside)	90501290	90501290	90501290	90501290	1
6	3/4"-10 Hex Nut (upper shock lock nut)	93400492	93400492	93400492	93400492	2
	3/4"-10 Square Nut (for lower shock bolt)	93400367	93400367	93400367	93400367	2
7	3/4"-10x3 1/2" Bolt	93003597	93003597	93003597	93003597	2
	3/4"-10x4" Bolt (lower shock bolt)	93003609	93003609	93003609	93003609	2
8	Air Spring	90557167	90557167	90557168	90557168	2
9	1 1/8" Lock Nut	93400506	93400506	93400506	93400506	6
10	Air Spring Mtg Plate	90033785	90033785	90033785	90033785	2
	Upper ASMP & shk Brkt (roadside)	90531262	90531262	90531262	90531262	1
	Upper ASMP & shk Brkt (curbside)	90531263	90531263	90531263	90531263	1
11	Shock Absorber	90044642	90044642	90044089	90044089	2
12	1-1/8" Bolt	93201051	93201051	93201051	93201051	4
13	1-1/8" Pivot Bolt (Welded Alignment)	93201069	93201069	93201069	93201069	2
	1-1/8" Pivot Bolt (EZ-Align)	90508019	90508019	90508019	90508019	2
14	1/2" Washer	93600072	93600072	93600072	93600072	4
15	Alignment Block (Welded Alignment)	90008198	90008198	90008198	90008198	2
	Alignment Block (EZ-Align)	90008238	90008238	90008238	90008238	2
17	3/4"-10 Hex Nut (top of air spring)	93400149	93400149	93400149	93400149	2
18	3/4" Washer	93600077	93600077	93600077	93600077	4
19	1/2"-13 Nut	93400136	93400136	93400136	93400136	4
20	Upper Shock Bracket	90018515	90018515	90018515	90018515	2
21*	Pivot Bushing	90008139	90008139	90008139	90008139	2
22*	Axle Bushing	90008149	90008149	90008149	90008149	4

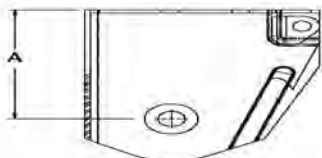
\* Replacement components can be purchased in bushing connection SRK kits listed below.

**Pivot Connection Kits**

DESCRIPTION	SRK NO.	PART NO.	APPLICATION
1 EZ-Align	SRK-519	481 00 383	1 Kit Req. per Axle
2 EZ-Align	SRK-522	481 00 386	1 Kit Req. per Axle

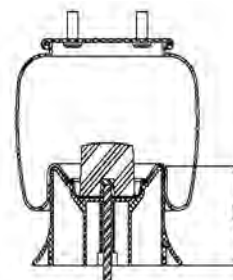
**Axle Connection Kit**

SRK NO.	PART NO.	APPLICATION
SRK-149	481 00 206	1 Kit Req. per Axle



**Frame Bracket**

"A" DIM	PART NO.
8.06"	905 21 151
10.44"	905 21 152



**Air Spring**

"B" DIM	PART NO.
5.70"	905 57 167
7.58"	905 57 168




## SAF HOLLAND CBX23 / CBX25

**THE FIXED FRAME SUSPENSION SERIES THAT DELIVERS DURABILITY AND PROVEN PERFORMANCE, ALL IN A LIGHTWEIGHT SYSTEM**



### APPLICATIONS:

- Platforms
- Dumps
- Specialty Vans
- Dry Bulk
- Liquid Tankers
- Livestock
- Michigan Trains
- Dollies & Pups
- Grain Hoppers
- Forestry Trailers
- Container Chassis
- B-Trains



### FEATURES:

#### SWING ALIGN™

The industry's fastest, most convenient and least expensive axle alignment system. Requires no replacement parts or disassembly. Axle alignment is achieved by direct adjustment of the lead screw, requiring less than 250 ft. lbs. of torque.

#### MULTI-FUNCTIONAL PIVOT BUSHING

The more robust bushing with its exterior void design limits the twisting movement that could lead to premature bushing and tire wear.

#### BLACK ARMOUR™ IS STANDARD WITH ALL CBX SUSPENSIONS

The BLACK ARMOUR™ metal protection process, unlike a primer, paint or powder coating, chemically bonds with metal to form a protective skin that is impervious to water and anti-icing chemicals. BLACK ARMOUR™ is top coat compatible without pre-sanding and remains flexible to resist gravel impingement. If scraped, BLACK ARMOUR™ inhibits the spread of rust creep.

### STOCKING PART NUMBERS:

#### Part No. S17CL0079-5000

CBX23 trailer suspension, 17" ride height, set up for TN 77.5" track axle. With Shock Straps. Drum brake.

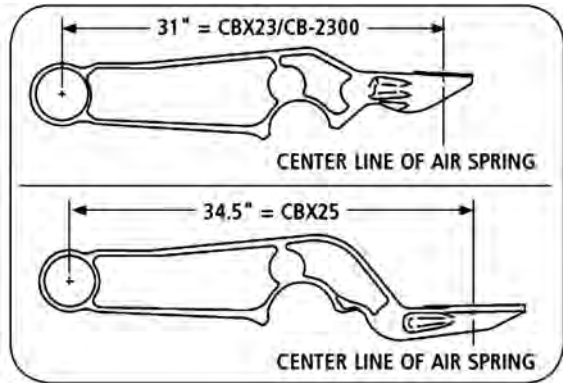
#### Part No. S17CP0103-5000

CBX23 trailer suspension, winged, 17" ride height, set up for TN 71.5" track axle. With Shock Straps. Drum brake.



**SAF HOLLAND CB2300 / CBX23 / CBX25**

If the model number on the serial tag of your suspension is not legible or the serial tag is damaged or missing, the air spring piston height can be used to identify your suspension model: Determine whether your suspension is a CBX23/CB-2300 or a CBX25 by measuring the length of the equalizing beam.----->



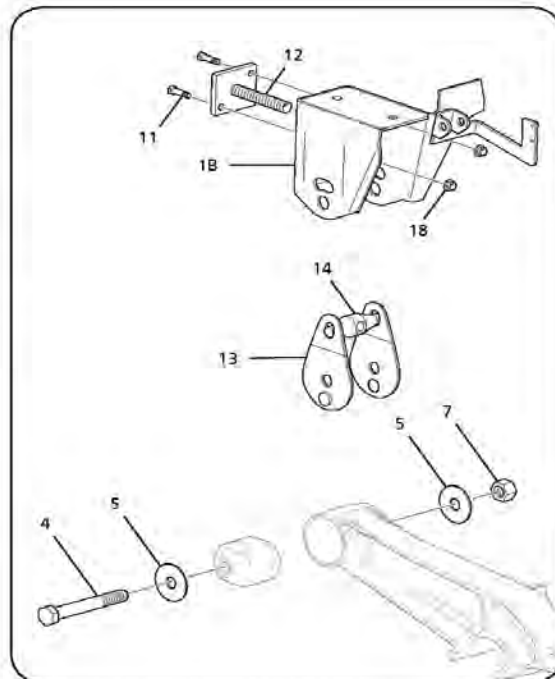
**SwingAlign™ Frame Bracket Replacement Kits**

**14" Ride Height: SRK-598**  
Part Number: 48100462

ITEM	PART NO.	DESCRIPTION	QTY.
4	93201070	Rod Bolt 1 1/8" - 7 x 8"	2
5	93600553	Washer	4
7	93400506	Lock Nut 1 1/8" - 7	2
18	90521823	Frame Bracket, Roadside	1
12	90548007	Threaded Rod Assembly	1
11	XB-HHC-001-33	Bolt, Hex 1/2" - 13 x 1 3/4"	2
18	93400136	Nut, Hex 1/2" - 13	2
14	90045491	SwingAlign™ Yoke	1
13	90531339	Alignment Plate	2

**15" Ride Height: SRK-600**  
Part Number: 48100464

ITEM	PART NO.	DESCRIPTION	QTY.
4	93201070	Rod Bolt 1 1/8" - 7 x 8"	2
5	93600553	Washer	4
7	93400506	Lock Nut 1 1/8" - 7	2
18	90521824	Frame Bracket, Roadside	1
12	90548007	Threaded Rod Assembly	1
11	XB-HHC-001-33	Bolt, Hex 1/2" - 13 x 1 1/4"	2
18	93400136	Nut, Hex 1/2" - 13	2
14	90045491	SwingAlign™ Yoke	1
13	90531339	Alignment Plate	2



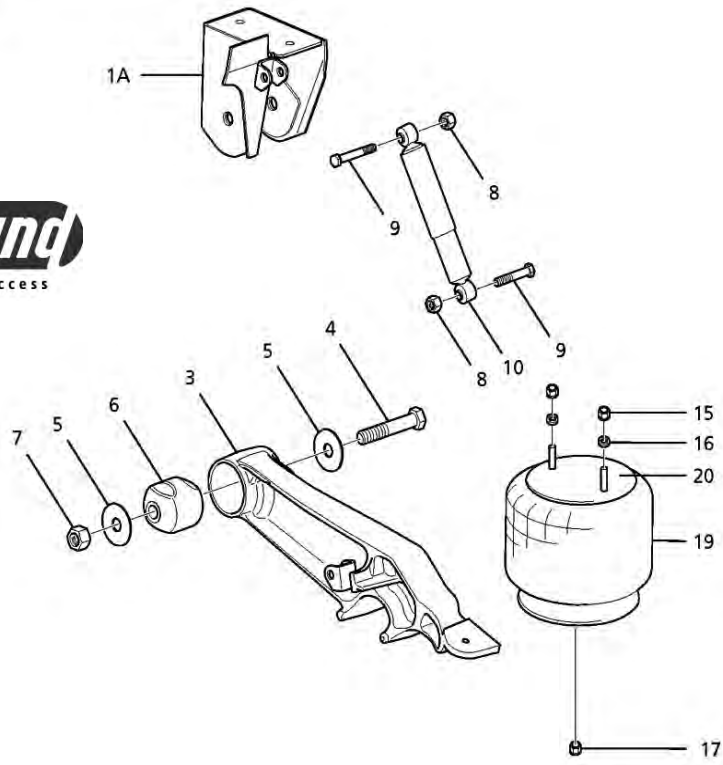
**16" & 17" Ride Height: SRK-599**  
Part Number: 48100463

ITEM	PART NO.	DESCRIPTION	QTY.
4	93201070	Rod Bolt 1 1/8" - 7 x 8"	2
5	93600553	Washer	4
7	93400506	Lock Nut 1 1/8" - 7	2
18	90521825	Frame Bracket, Roadside	1
12	90548007	Threaded Rod Assembly	1
11	XB-HHC-001-33	Bolt, Hex 1/2" - 13 x 1 3/4"	2
18	93400136	Nut, Hex 1/2" - 13	2
14	90045491	SwingAlign™ Yoke	1
13	90531339	Alignment Plate	2

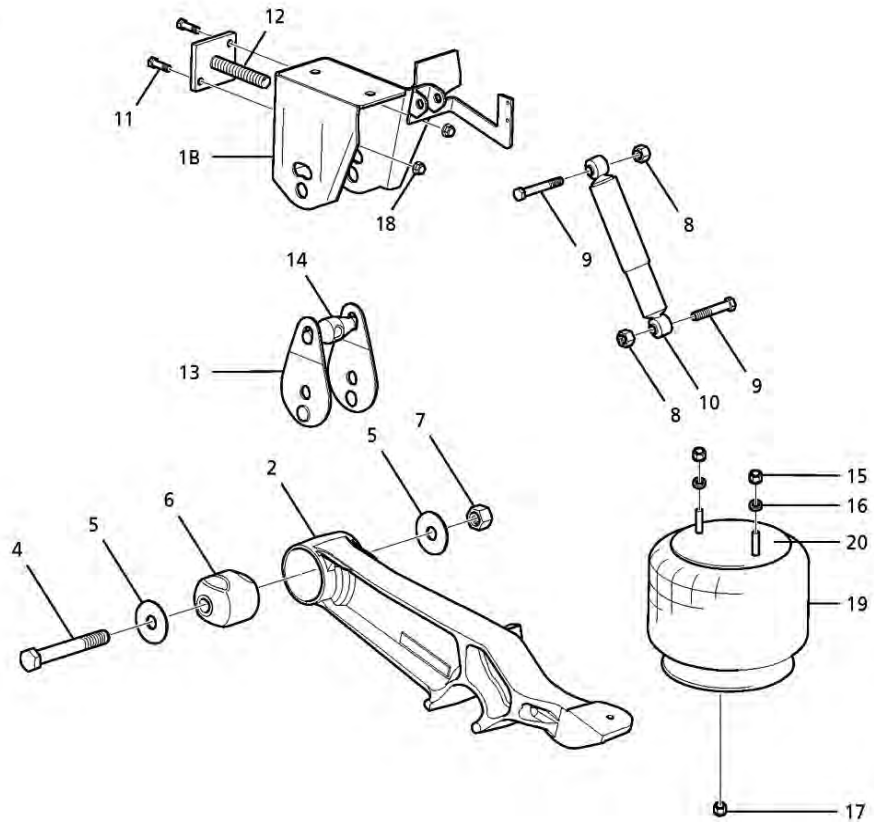


**SAF HOLLAND CB2300 / CBX23 / CBX25**

**Curb Side Components**



**Road Side Components**





**SAF HOLLAND CB2300 / CBX23 / CBX25**

**CB-2300 & CBX23 Parts List**

ITEM	DESCRIPTION	CB2300-14 CBX23-14	CB2300-15 CBX23-15	CB2300-16 CBX23-16	CB2300-17 CBX23-17	QTY.
1A*†	Frame Bracket (Welded) - with integral brace	48100465	48100466	48100467	48100467	1
1B*†	Frame Bracket (SwingAlign) - with integral brace	48100462	48100464	48100463	48100463	1
2	Equalizing Beam LH (roadside - bushed beam only)	Not Available	Not Available	Not Available	Not Available	-
3	Equalizing Beam RH (curbside - bushed beam only)	Not Available	Not Available	Not Available	Not Available	-
4*	Pivot Bolt 1 1/8"-7 x 8.0" LG GR 8	93201070	93201070	93201070	93201070	2
5*	Pivot Connection Washer	93600553	93600553	93600553	93600553	4
6*	Bushing	90008247	90008247	90008247	90008247	2
7*	Hex Lock Nut 1 1/8"-7	93400506	93400506	93400506	93400506	2
8	Hex Lock Nut 3/4"-10	93400492	93400492	93400492	93400492	4
9	Hex Bolt 3/4"-10 x 3.50" GR 5	93006035	93006035	93006035	93006035	4
10†	Shock Absorber	90044868	90045381	90045298	90045298	2
11	Hex Bolt 1/2"-13 x 1 3/4"	XB-HHC-001-33	XB-HHC-001-33	XB-HHC-001-33	XB-HHC-001-33	2
12	Threaded Rod Assembly	90548007	90548007	90548007	90548007	1
13	Alignment Plate	90531339	90531339	90531339	90531339	2
14	SwingAlign Yoke	90045491	90045491	90045491	90045491	1
15	Hex Lock Nut 3/4"-16	93400149	93400149	93400149	93400149	4
16	Washer 3/4"	93600077	93600077	93600077	93600077	4
17	Flange Nut 1/2"-13	93400623	93400623	93400623	93400623	2
18	Hex Nut - 1/2" -13	93400136	93400136	93400136	93400136	2
19	Air Spring	90557330	90557331	90557332	90557332	2
20	Plate, Mounting, Air Spring	90034247	90034247	90034247	90034247	2

**CB-2300 & CBX23 Parts List**

ITEM	DESCRIPTION	CBX25-14	CBX25-15	CBX25-16	CBX25-17	QTY.
1A*†	Frame Bracket (Welded) - with integral brace	48100465	48100466	48100467	48100467	1
1B*†	Frame Bracket (SwingAlign) - with integral brace	48100462	48100464	48100463	48100463	1
2	Equalizing Beam LH (roadside - bushed beam only)	Not Available	Not Available	Not Available	Not Available	-
3	Equalizing Beam RH (curbside - bushed beam only)	Not Available	Not Available	Not Available	Not Available	-
4*	Pivot Bolt 1 1/8"-7 x 8.0" LG GR 8	93201070	93201070	93201070	93201070	2
5*	Pivot Connection Washer	93600553	93600553	93600553	93600553	4
6*	Bushing	90008247	90008247	90008247	90008247	2
7*	Hex Lock Nut 1 1/8"-7	93400506	93400506	93400506	93400506	2
8	Hex Lock Nut 3/4"-10	93400492	93400492	93400492	93400492	4
9	Hex Bolt 3/4"-10 x 3.50" GR 5	93006035	93006035	93006035	93006035	4
10†	Shock Absorber	90045607	90045608	90045040	90045040	2
11	Hex Bolt 1/2"-13 x 1 3/4"	XB-HHC-001-33	XB-HHC-001-33	XB-HHC-001-33	XB-HHC-001-33	2
12	Threaded Rod Assembly	90548007	90548007	90548007	90548007	1
13	Alignment Plate	90531339	90531339	90531339	90531339	2
14	SwingAlign Yoke	90045491	90045491	90045491	90045491	1
15	Hex Lock Nut 3/4"-16	93400149	93400149	93400149	93400149	4
16	Washer 3/4"	93600077	93600077	93600077	93600077	4
17	Flange Nut 1/2"-13	93400623	93400623	93400623	93400623	2
18	Hex Nut - 1/2" -13	93400136	93400136	93400136	93400136	2
19	Air Spring	90557376	90557376	90557377	90557377	2
20	Plate, Mounting, Air Spring	90034247	90034247	90034247	90034247	2





## SAF HOLLAND CB2300 / CBX23 / CBX25

### Fixed Frame Bracket Replacement Kits

14" Ride Height:  
Part Number: 48100465

SRK-601

ITEM	PART NO.	DESCRIPTION	QTY.
4	93201070	Rod Bolt 1 1/8" - 7 x 8"	2
5	93600553	Washer	4
1A	90521826	Frame Bracket, Curbside	1
7	93400506	Lock Nut 1 1/8" - 7"	2

15" Ride Height:  
Part Number: 48100466

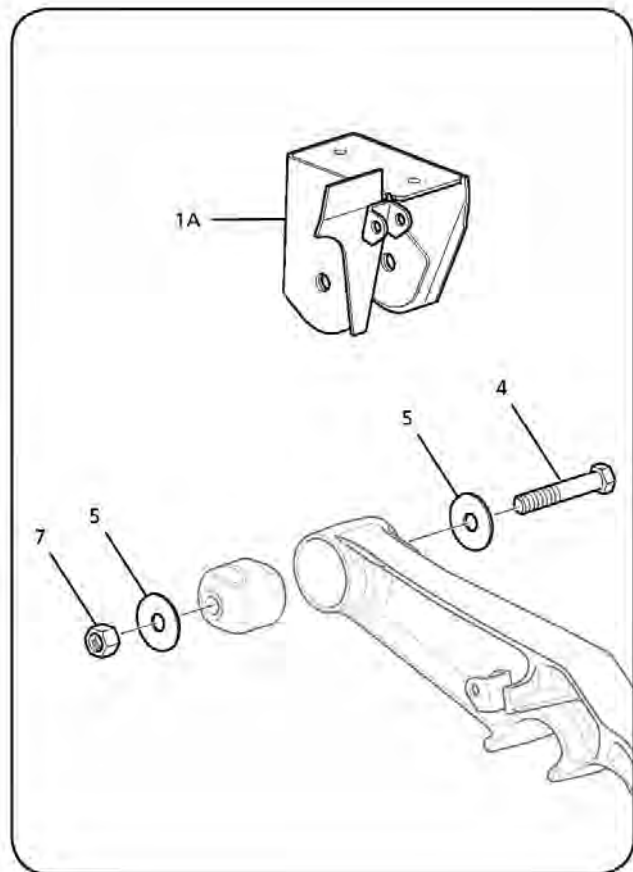
SRK-602

ITEM	PART NO.	DESCRIPTION	QTY.
4	93201070	Rod Bolt 1 1/8" - 7 x 8"	2
5	93600553	Washer	4
1A	90521827	Frame Bracket, Curbside	1
7	93400506	Lock Nut 1 1/8" - 7"	2

16" & 17" Ride Height:  
Part Number: 48100467

SRK-603

ITEM	PART NO.	DESCRIPTION	QTY.
4	93201070	Rod Bolt 1 1/8" - 7 x 8"	2
5	93600553	Washer	4
1A	90521828	Frame Bracket, Curbside	1
7	93400506	Lock Nut 1 1/8" - 7"	2







## SAF HOLLAND CB2300 / CBX23 / CBX25

### Service Repair Kits

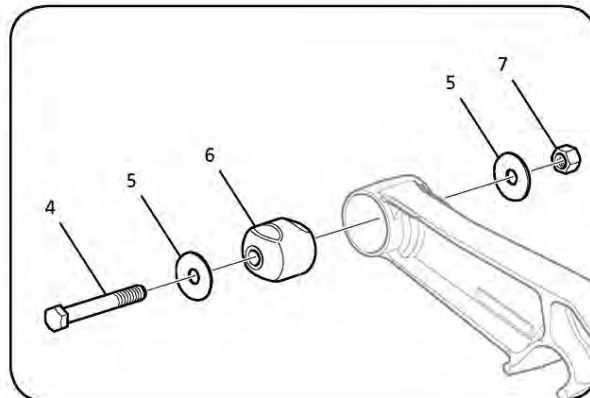


#### Pivot Connection Replacement Kit

Part Number: 48100394

SRK-530

ITEM	PART NO.	DESCRIPTION	QTY.
4	93201070	Rod Bolt 1 1/8" - 7 x 8"	2
6	90008247	Rubber Bushing	2
7	93400506	Lock Nut 1 1/8" - 7	2
5	93600553	Washer	4

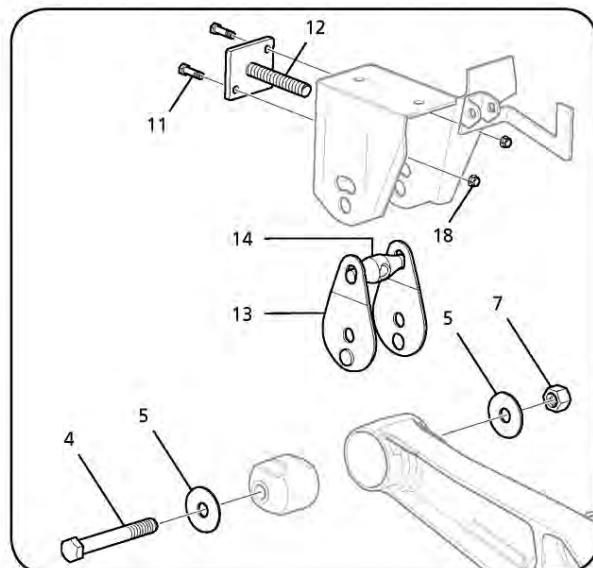


#### SwingAlign™ Replacement Kit

Part Number: 48100406

SRK-542

ITEM	PART NO.	DESCRIPTION	QTY.
4	93201070	Rod Bolt 1 1/8" - 7 x 8"	2
5	93600553	Washer	4
7	93400506	Lock Nut 1 1/8" - 7	2
12	90548007	Threaded Rod Assembly	1
11	XB-HHC-001-33	Bolt, Hex 1/2" - 13 x 1 3/4"	2
18	93400136	Nut, Hex 1/2" - 13	2
14	90045491	SwingAlign™ Yoke	1
13	90531339	Alignment Plate	2

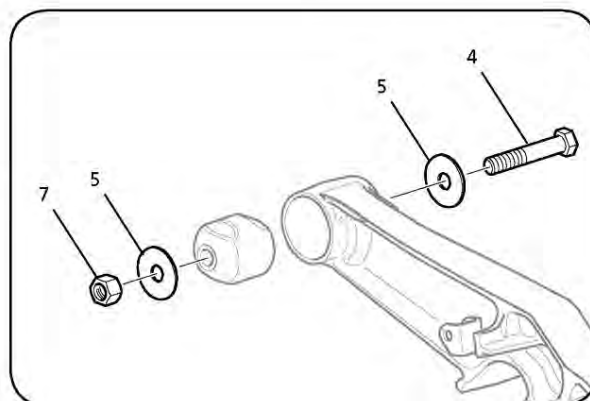


#### Pivot Connection Service Repair Kit

Part Number: 48100471

SRK-607

ITEM	PART NO.	DESCRIPTION	QTY.
4	93201070	Pivot Bolt 1 1/8" - 7 x 8" Gr 8	2
7	93400506	Hex Lock Nut 1 1/8" - 7 Gr C	2
5	93600553	Washer	4





## SAF HOLLAND TRAILER AIR SUSPENSION LIFT/LOWER KITS

### CBL "Center Bag Lift" Kits


Available for most RL Series Suspensions.

- Easy Installation makes it the right choice for ease in lifting.
- It can also be retrofitted to existing RL series suspensions.
- It mounts below the frame for tight clearance applications.
- Light Weight
- Low Maintenance
- Durable Design

#### Order by Ride Height

**Part No. CBL 14/15**

**Part No. CBL 16/17**



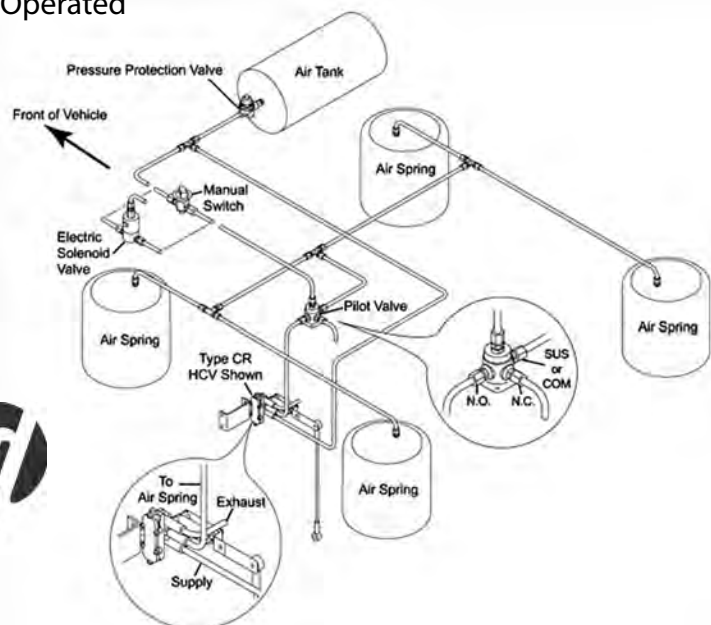
#### AIR CONTROL KIT PARTS LIST

**Manual Air Control Kit for LOWERING ONLY:**

**Part No. 42100026 (AC-78-M-1)**

ITEM	PART NO.	QTY.	DESCRIPTION
1	90054088	1	Valve, Manually Operated
2	90554615	1	Pilot Valve

SRK kits not available, use component parts.





**SAF HOLLAND TRAILER AIR SUSPENSION AIR CONTROL KIT**

# 42110042 (AC-6100)

## For Air Ride Suspensions

## With a Single Height Control Valve System

AC-6100 AIR CONTROL PARTS LIST			
ITEM NO.	PART NO.	DESCRIPTION	QTY. REQ'D
1	90054007	Height Control Valve	1
2	90554107	Air Pressure Protection Valve & Filter	1
3	90024792	Mounting Bracket	1
4	48100224	SRK-67 Kit (Adj. Link Ass'y)	1
5	93002349	Cap Screw 1/4"-20 x 3/4	2
6	93400060	Lock Nut 1/4"-20	2
7	90054038	Axle Bracket	1
8	94100119	Decal (Operating)	1
9	94100466	Height Control Valve Instructions	1

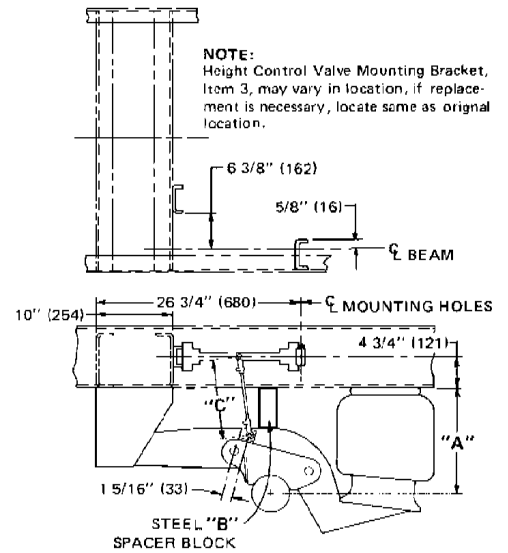
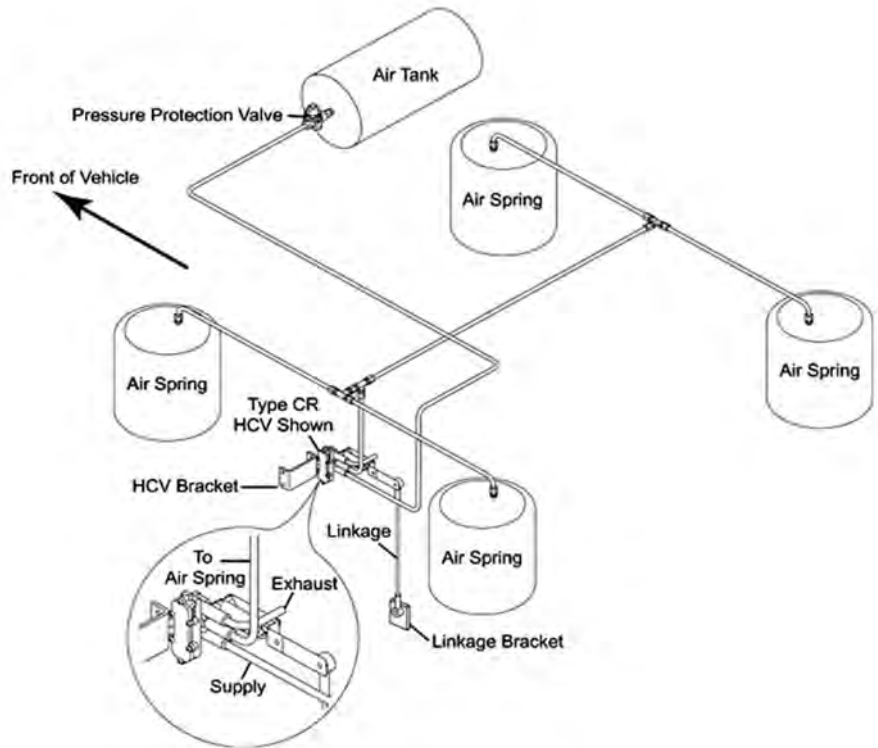


FIG. 2

AIR PRESSURE PROTECTION VALVE & FILTER MAINTAINS SAFE AIR BRAKE PRESSURE & CLEANS AIR. SET TO 65 P.S.I. AT FACTORY. LOCATE VALVE ON AIR RESERVOIR.



**NOTE:**  
ON TANDEM MODELS USE 3/8" MIN. TUBING BETWEEN AIR SPRINGS. FOR SINGLE AXLE APPLICATION OMIT TEE AND PIPE DIRECT.

**NOTE: ALL AIR LINES MUST BE PROTECTED AND SUPPORTED WHEN PASSING THRU FRAME MEMBER**

Locate Height Control Valves on: Rear axle of tandem, Center axle of multiple axles. Do not locate on lift axles. Call for special applications.





## SERVICE REPAIR KITS



### Part No. 48100033

**SRK-36**

For servicing 5" Rd. axle and trunnion connections on Neway RTS series suspensions.

Components	Description	Qty.
91008014	Rubber Trunnion Bushing	2
91028010	Rubber Wrapper	2
91028023	Lower Rubber Pad	4
93003575	Cap Screw	16
93400492	Lock Nut	16
93600156	Washer	32

### Part No. 48100108

**SRK-64**

For servicing 5" Dia. axle connections on Neway AR series underslung trailer and ART series truck/tractor air suspensions.

Components	Description	Qty.
90028047	Rubber Wrapper	2
90028083	Rubber Pad	2
90041878	U-Bolt	4
93400502	Lock Nut	8
93600028	Flat Square Washer	8
93900027	Washer	8

### Part No. 48100110

**SRK-66**

For servicing 5" Dia. axle connections on Neway AR120/125 and ART500/505/555 air suspensions.

Components	Description	Qty.
90028047	Rubber Wrapper	2
90028083	Rubber Pad	2
90042791	U-Bolt	4
93400502	Lock Nut	8
93600028	Flat Square Washer	8
93900027	Washer	8

### Part No. 48100144

**SRK-96**

For Neway AR-III series trailer air suspensions and ART series truck/tractor air suspensions.

Components	Description	Qty.
90031785	End Plate	2
90044218	Yoke Grommet	2
90044572	Half Washer	2
90044574	Lower Cam Bearing Spacer Seal	4
90044576	Lower Cam Bearing Inner Seal	2
90544661	Lower Cam Pin	2
90544670	Cam Assembly	2
93400494	Lock Nut	2
93900151	Lock Nut	2

### Part No. 48100202

**SRK-145**

For servicing pivot connections on Neway trailer and truck/tractor air ride suspensions.

Components	Description	Qty.
90008139	Rubber Bushing	2
90036177	Spacer Washer	4
93201055	Rod Bolt	2
93400506	Lock Nut	2

### Part No. 48100206

**SRK-149**

For servicing 5" Dia. axle connections on Neway AR-90 series air suspensions.

Components	Description	Qty.
90008149	Rubber Bushing	4
90036175	Wear Washer	8
90036177	Spacer Washer	8
93201051	Hex Bolt	4
93400506	Lock Nut	4

### Part No. 48100215

**SRK-158**

Coil spring lift kit.

Components	Description	Qty.
90036161	Spacer Washer	2
90044218	Yoke Grommet	2
90044574	Lower Cam Bearing Spacer Seal	4
90044576	Lower Cam Bearing Inner Seal	2
90044776	Yoke Grommet	2
90544661	Lower Cam Pin	2
90544670	Cam Assembly	2
93400494	Lock Nut	2
93600508	Washer	2
93900195	Lock Nut	2

### Part No. 48100216

**SRK-159**

Coil spring lift kit.

Components	Description	Qty.
50506001	Rod Bolt	1
50544002	Fixture Plate	1
90044776	Yoke Grommet	1
90044777	Bracket	4
90057034	Conical Spring	1
90544800	Spring Cup	1
90544802	Tube Assembly	1
93002577	Cap Screw	4
93400128	Nut	4
93400604	Nut	1
93600156	Washer	1
93600508	Washer	1
93900195	Lock Nut	1



## SERVICE REPAIR KITS



### Part No. 48100225

SRK-168

For servicing height control valve link assemblies on air ride suspensions with automatic air control kits.

Components	Description	Qty.
90006396	18.25" Rod	1
90054516	Link End - also stocked separately	2
93400060	Lock Nut	2
93600522	Washer	4
93900198	Hose Clamp	2
93900224	Shoulder Bolt	2

### Part No. 48100230

SRK-173

Coil spring replacement.

Components	Description	Qty.
50506001	Rod Bolt	1
50544002	Fixture Plate	1
90044776	Yoke Grommet	1
90057034	Conical Spring	1
90544800	Spring Cup	1
93002577	Cap Screw	4
93400128	Nut	4
93400604	Nut	1
93600156	Washer	1
93600508	Washer	1
93900195	Lock Nut	1

### Part No. 48100250

SRK-173-1

Coil spring replacement.

Components	Description	Qty.
90044776	Yoke Grommet	1
90057034	Conical Spring	1
90544800	Spring Cup	1
93002577	Cap Screw	4
93400128	Nut	4
93600508	Washer	1
93900195	Lock Nut	1

### Part No. 48100264

SRK-203

For servicing pivot connections on Neway RL 196 and RL228 suspensions.

Components	Description	Qty.
90008149	Rubber Bushing	2
90036177	Spacer Washer	4
93201055	Rod Bolt	2
93400506	Lock Nut	2

### Part No. 48100267

SRK-205

Link Repair Kit, 13-1/2" maximum. (Picture Below)

Components	Description	Qty.
90054630	Link end - also stocked separately.	1
90054634	14" rod	1
90054635	Link rod	1
90054636	Link end	1
90054670	Link end	1
93400124	Hex nut	1
93400468	Lock nut	1
93600522	Flat washer	2
93800070	Cotter pin	2
93900198	Hose clamp	3

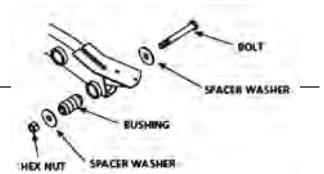


### Part No. 48100320

SRK-457

Axle Connection Kit. NS400/450

Components	Qty.
Bolt	1
Spacer Washer	2
Bushing	1
Hex Nut	1



### Part No. 48100329

SRK-266

Pivot replacement kit. RL228 newer style

Components	Description	Qty.
93201069	Bolt Hex 1.12"-7x8.5" GR 8	1
93400506	Nut Hex Lock 1.125"-7 GR C	2
90008149	Bushing	2
90036177	Flat Washer 1.141"	4
90508019	Alignment Block	1
90008238	Alignment Block Non Weld	1
90008198	Alignment Bushing	2
XL-AR453	Literature Instructions	1

### Part No. 48100383

SRK-519

Pivot replacement kit. RLU Suspension

Components	Description	Qty.
93201069	Bolt Hex 1.12"-7x8.5" GR 8	1
93400506	Nut Hex Lock 1.125"-7 GR C	2
90008139	Bushing	2
90036177	Flat Washer 1.141"	4
90508019	Alignment Block	1
90008238	Alignment Block Non Weld	1
XL-AR354	Welded axle align/EA-Align Axle align	1
XL-AR355	Decal. Torque Specifications	1



## SERVICE REPAIR KITS



### Part No. 48100385

SRK-521

Pivot replacement kit

Components	Description	Qty.
90008149	Bushing	2
90036177	Flat Washer 1.141"	4
90508019	Alignment Block	2
90008238	Alignment Block Non Weld	2
93400506	Nut Hex Lock 1.125"-7 GR C	2

### Part No. 48100389

SRK-525

Pivot replacement kit

Components	Description	Qty.
93201069	Bolt Hex 1.12"-7x8.5" GR 8	1
93400506	Nut Hex Lock 1.125"-7 GR C	2
90008149	Bushing	2
90036177	Flat Washer 1.141"	4
90508019	Alignment Block	1
90008238	Alignment Block Non Weld	1
XL-AR453	Literature Instructions	1
XL-AR355	Decal Torque Specification	1

### Part No. 48100394

SRK-530

Pivot replacement kit - CB400/4000 , CBX40

Components	Description	Qty.
93201070	Rod Bolt 1-1/8 "-7 x 8	2
90008247	Rubber Bushing	2
93400506	Lock Nut 1-1/8" - 7	2
93600553	Washer	4

### Part No. 48100395

SRK-531

SwingAlign™ Frame Bracket replacement kit - CB400/4000 , CBX40

Components	Description	Qty.
93201070	Rod Bolt 1-1/8 "-7 x 8	2
93600553	Washer	4
93400506	Lock Nut 1-1/8" - 7	2
90521742	Frame Bracket Roadside	1
90548007	Threaded Rod Assembly	1
XB-HHC-001-33	Bolt, Hex 1/2"-13 x 1-3/4"	2
93600072	Washer, Lock 1/2"	2
93400136	Nut, Hex 1/2"-13	2
90045491	SwignAlign™ Yoke	1
90531339	Alignment Plate	2

### Part No. 48100396

SRK-532

Fixed frame bracket replacement kit - CB400/4000 , CBX40

Components	Description	Qty.
93201070	Rod Bolt 1-1/8 "-7 x 8	2
93600553	Washer	4
90521743	Frame Bracket Curbside	1
93400506	Lock Nut 1-1/8" - 7	2

### Part No. 48100406

SRK-542

SwingAlign™ replacement kit CBX23, CBX25, CB2300

Components	Description	Qty.
93201070	Rod Bolt 1-1/8" - 7 x 8"	2
9360553	Washer	4
93400506	Lock Nut 1-1/8" - 7	2
90548007	Threaded Rod Assembly	1
XB-HHC-001-33	Bolt, Hex 1/2"-13 x 1-3/4"	2
93400136	Nut, Hex 1/2" - 13	2
90045491	SwingAlign™ Yoke	1
90531339	Alignment Plate	2

### Part No. 48100427

SRK-563

Pivot replacement kit - Heavy Duty AD-130 Series

Components	Description	Qty.
93201055	Rod Bolt 1-1/8 "-7 x 9.53"	2
93400506	Lock Nut 1-1/8" - 7	2
90008252	Bushing	2
93600502	Spacer Washer - 1-1/8"	4
93600174	Washer, Flat Narrow 1.12" (Hardended)	4
XL-AK399-01	Torque Specification Decal	1
XL-AK424	AD Service Repair Kit Literature	1

### Part No. 48100449

SRK-585

Roadside Equalizing Beam replacement kit - CB400/4000 , CBX40

Components	Description	Qty.
90548008	Equalizing Beam, Roadside (LH)	1
93201070	Pivot Bolt 1-1/8" - 7 x 8" Grade 8	2
93600553	Washer	4
93400506	Lock Nut 1-1/8" - 7	2
XL-AR368	Literature Kit, Maintenance Manual	1
XL-AR369	Literature Kit, Parts Manual	1

### Part No. 48100450

SRK-586

Curbside Equalizing Beam replacement kit - CB400/4000 , CBX40

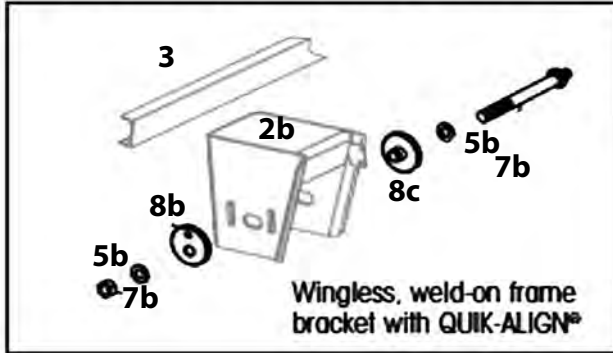
Components	Description	Qty.
90548009	Equalizing Beam, Curbside (RH)	1
93201070	Pivot Bolt 1-1/8" - 7 x 8" Grade 8	2
93600553	Washer	4
93400506	Lock Nut 1-1/8" - 7	2
XL-AR368	Literature Kit, Maintenance Manual	1
XL-AR369	Literature Kit, Parts Manual	1



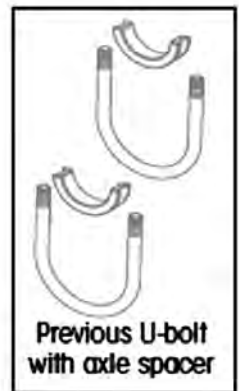
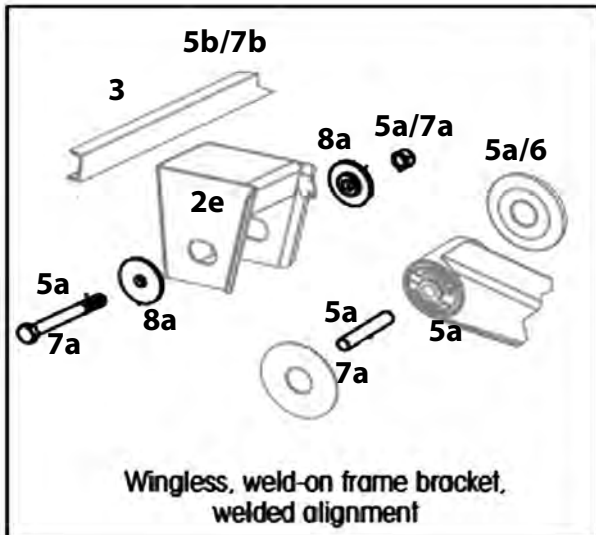
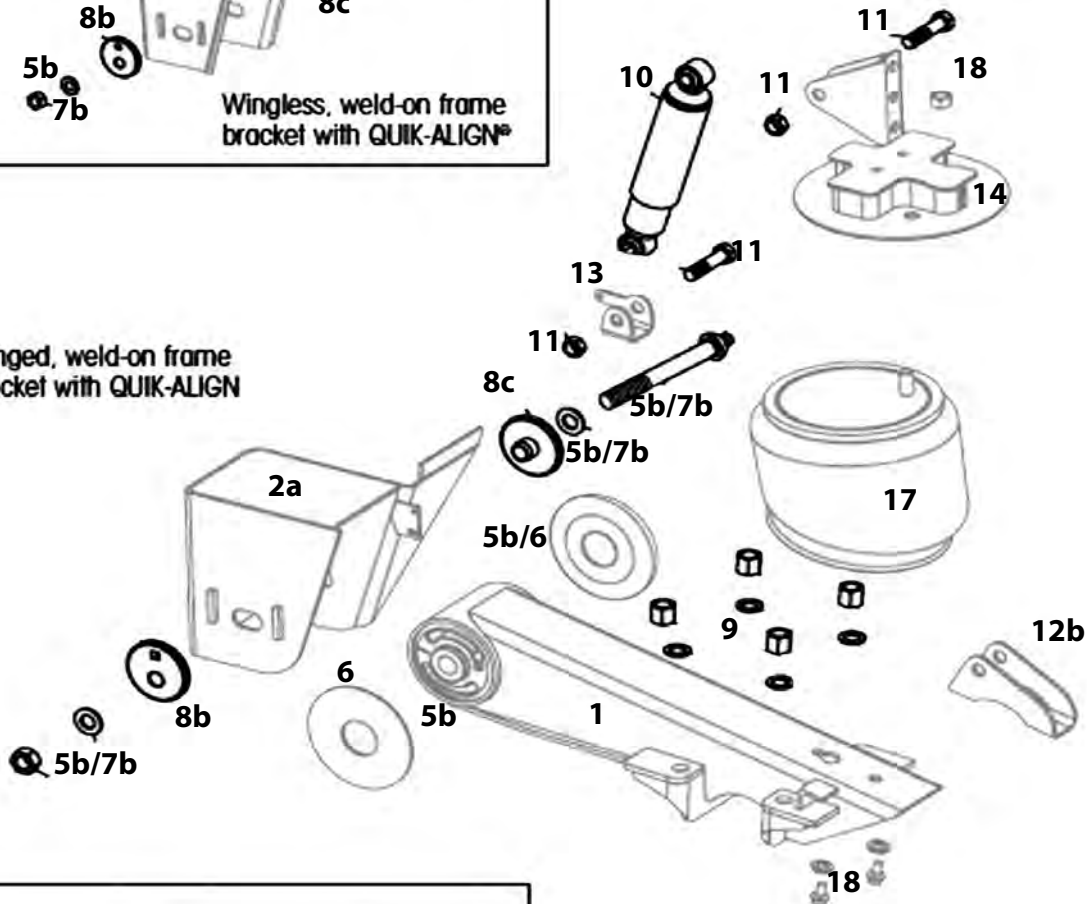
# HENDRICKSON HT230TA-14-001 SUSPENSION



Picture shown may not resemble all models.



Winged, weld-on frame bracket with QUIK-ALIGN





## HENDRICKSON HT230TA-14-001 SUSPENSION

Item	Part No.	DESCRIPTION	QTY
1	S21736-1/S21736-2	Beam Assembly - Roadside -1, Curbside -2	1
2a	S21179-1/S21179-2	Frame Bracket-Winged, Weld-on Roadside-1, Curbside-2	1
2b	S21590-1/S21590-2	Frame Bracket-Wingless, Weld-on Quik Align® Roadside-1, Curbside-2	1
2c (no pic)	---- / ----	Frame Bracket-Winged, Bolt-on Quik Align® Roadside-1, Curbside-2	1
2d	--- / ---	Frame Bracket-Wingless, Bolt-on Quik Align® Roadside-1, Curbside-2	1
2e	S20064-1/S20064-2	Frame Bracket-Wingless, Weld-on Welded Align® Roadside-1, Curbside-2	1
3	A-1631-19	Frame Bracket C Channel	1
4 (no pic)	S27330	Frame Bracket Gusset	2
5a	S6914 (Welded)	Tri-Functional® Bushing Kit	2
5b	S24691 (Quick-Align)	Tri-Functional® Bushing Kit	2
6	S21099	Bushing Tube Spacer	4
7a	S3646 (Welded)	Pivot Bolt Kit	2
7b	S24679 (Quick-Align®)	Pivot Bolt Kit	2
8a	S2770 (Welded)	Alignment collar	4
8b	S20925 (Quick-Align®)	Alignment collar (Outer) Eccentric, alignment hole is off center	2
8c	S20924 (Quick-Align®)	Alignment collar (Inner) Conventric, alignment hole is centered	2
9	S21140/4	Ubolt Kit	4
10	S20002	Shock Absorber	2
11	S20031/2	Shock Absorber Bolt Kit	2
12 (no pic)	---	Remote Shock Mount	2
13	S20069	Lower Shock Clevis	2
14	S20011-1 / S20011-2	Air Spring Shock Mount - Roadside -1, Curbside -2	2
15	----	Air Spring Spacer	2
16	---	Upper shock bracket	2
17	S20010	Air Spring	2
18	S20033/2	Air Spring mounting kit	2
19 (no pic)	--	Air Spring	2
<b>Not Shown:</b>			
20	VS227	Height control Valve	1
21	S14187	Linkage	1
22	VS23460	Auto Dump Valve	1
23	VS1128	Pressure Protection Valve	1



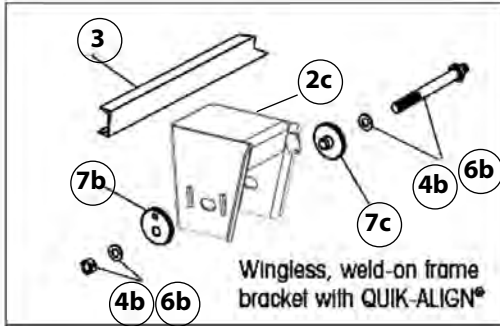

  
*The World Rides On Us™*



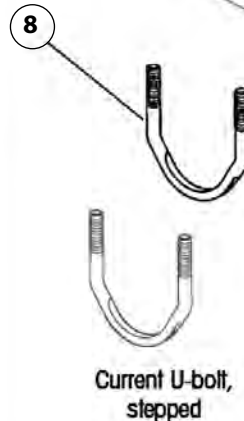
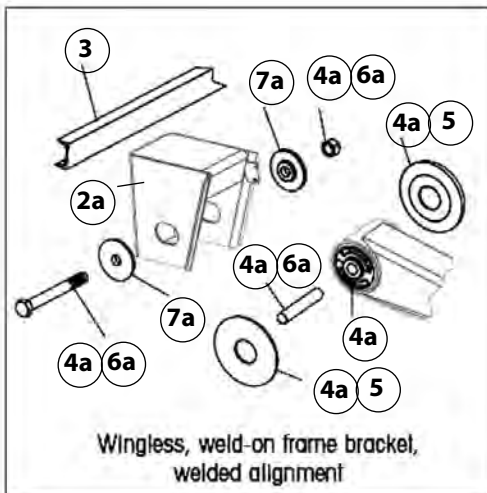
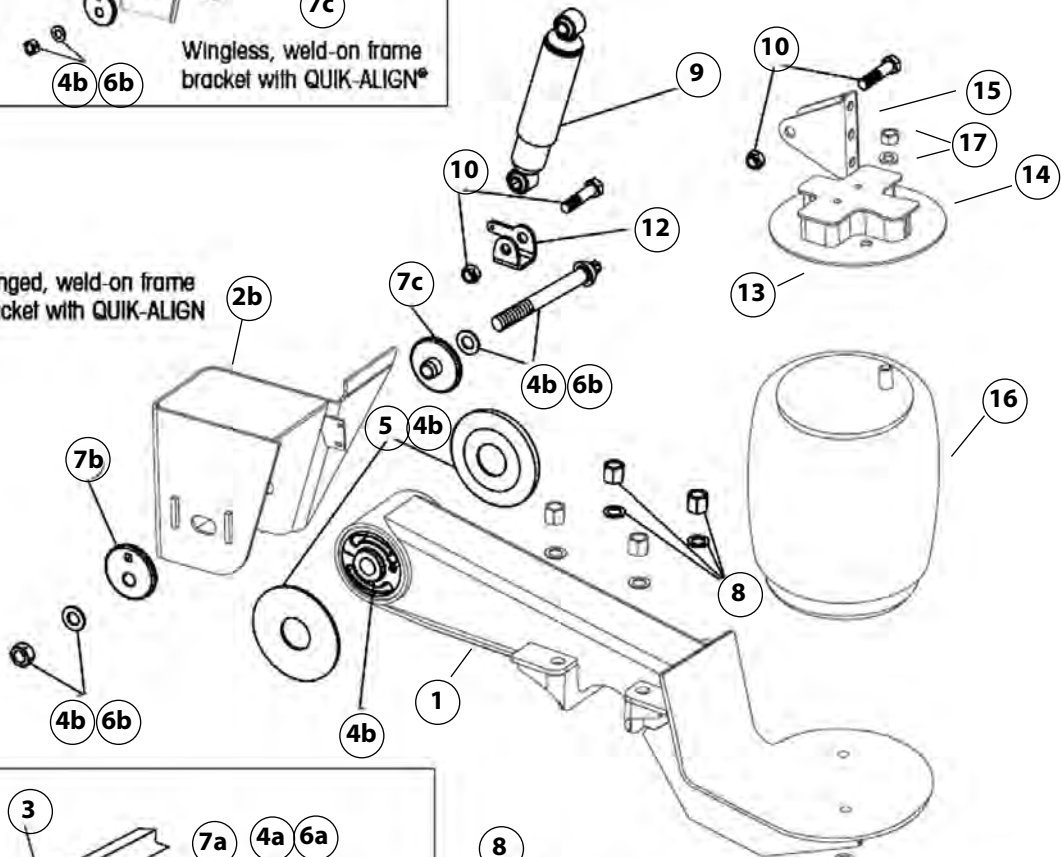


# HENDRICKSON HT250T17-001 SUSPENSION

Picture shown may not resemble all models.  
Identification Tag can be found on the front of the roadside  
frame bracket, or the inside of the curbside beam.



Winged, weld-on frame  
bracket with QUIK-ALIGN





## HENDRICKSON HT250T-17-001 SUSPENSION



Item	Part No.	DESCRIPTION	QTY
1	S20602-1/S20602-2	Beam Assembly - Roadside -1, Curbside -2	1 ea
2a	S20065-1/S20065-2	Wingless, Weld-on Welded Alignment RS=1, CS=2	1 ea
2b	S21165-1/S21165-2	Winged Quick-Align Weld on, Roadside=-1, Curbside=-2	1 ea
2c	S21592-1/S21592-2	Wingless, Quick-Align Weld on, Roadside=-1, Curbside=-2	1 ea
3	A1631-19	Frame Bracket C-Channel	1
4a	S6914	Tri-Functional Bushing Kit Welded Align (need tool#S-21307)	2
4b	S24691	Tri-Functional Bushing Kit Quick-Align	2
5	S21099	Bushing Tube spacer	4
6a	S3646	Pivot Bolt Kit-Welded Align	2
6b	S24679	Pivot Bolt Kit-Quick Align	2
7a	S2770	Welded alignment collar	4
7b	S20925	Eccentric Quick-Align alignment collar (outer)	2
7c	S20924	Concentric Quick-Align alignment collar (inner)	2
8	S21140/4	U-Bolt Kit	4
9	S2212	Shock Absorber	2
10	S20031/2	Shock Bolt kit	2
11	S14857-3	Shock Strap kit (not shown)	1
12	S20069	Lower Shock Clevis (this IS incl in beam assy,(item 1)	2
13	C21219-1/C21219-2	Air Spring Shock Mount (-1=curbside, -2=roadside)	1 ea
14	n/a	Air Spring Spacer Assembly (not on 17" models)	--
15	S20023	Upper Shock Bracket	2
16	S20124	Air Spring	2
17	S20033/2	Air Spring Mounting Kit	2

### Not Shown: Air Control Components (All Quantities are Per Trailer:)

18	VS227	Universal Height Control Valve	1
19	S14187	Universal Linkage Assembly	1
20	VS-23460	Automatic Dump Valve	1
21	VS1128	Pressure Protection Valve	1

**HENDRICKSON VALVES****Part No. VS26816**

Pilot Valve - 4 way.  
All Ports 1/4" N.P.T.F;  
Except Pilot Port Which is 1/8" N.P.T.F.



**HENDRICKSON**  
*The World Rides On Us™*

**Part No. VS1968**

Mini Filter/Regulator, less jam nut  
1/8" ports.

**Part No. AKEM0005-1 (AK-147)**

Air Control Kit -  
Manual Dump Valve

**Part No. VS1968-Z1**

Jam Nut

**Part No. VS26815**

Mini Filter/Regulator, 1/4" ports.

**Part No. S25593**  
Sure-Lok Air Spring  
Actuator Assembly



Height control valve kit for Intraax AAT.  
Includes ppv valve and hardware.

**Part No. AKH-238-3**

Height control valve kit for Intraax.  
Includes ppv valve and hardware.

**Part No. AKH-244-B**

**HENDRICKSON**  
*The World Rides On Us™*


**Part No. AKH134-3**

Non-Delay Height Control Kit For HT & HS  
Suspensions. Kit Includes:

- S24642 Height Control Valve
- S1128 Pressure Protection Valve
- Bolted Link Assembly
- Brass Elbows & Plugs
- Clamp Link Assembly



**Part No. S14187**  
Bolted Link Assembly

**Part No. VS1414**

SOLENOID VALVE  
12 VDC (Normally Open)

**Part No. A14467**

SOLENOID VALVE  
12 V, 4-Way



**Part No. VS27116**  
Differential dump,  
height control valve

**Part No. VS14179**

Push Pull Valve Kit  
(Parker # 410939002)



**Part No. VS25223**  
3 way auto reset  
valve, less fittings

**Part No. VS25224**  
Same, with fittings



**Part No. VS1128**  
Pressure protection  
Valve




**HENDRICKSON**  
*The World Rides On Us™*



**HENDRICKSON VALVES**

**Part No. VS227**

Height Control Valves are adaptable to all tractor, truck and trailer air-ride suspensions regardless of manufacturer, model or year. Standard original equipment on all INTRAAX® and VANTRAAX®

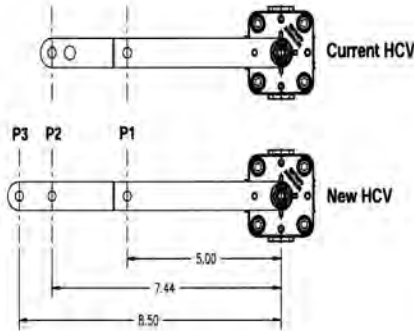


**Part No. VS228**

Height Control Valve - **With Dump**

**CONTROL ARM CHANGE:**

Extending the arm one inch to include a third mounting hole. To determine the proper hole for mounting, refer to the chart. The function of the valve is unaffected by these changes. Same Part Numbers. Works on all Hendrickson excluding VANTRAAX® and ULTRAA-K®



SUSPENSION MODEL*	LOWER HCV BRACKET LOCATION	HOLE
INTRAAX® - AANT, AAT, AANL, AANLS VANTRAAX® - HKANT, HKAT, HKARL INTRAAX-SP - AAZNT HT™ Series - All non "US" models HK™ Series - All HS Series - All	Attached to brake chamber bracket	P1
INTRAAX - AAL, AAEDL, AAEDT VANTRAAX - HKAL INTRAAX-SP-AAZL HT Series - HT250US, HT300US		P2
VANTRAAX - HKANT, HKAT	Attached to air spring pedestal	P3

\* For VANTRAAX ULTRAA-K, use VS-33704-3 (HCV) and VS-33705-3 (HCVD) aftermarket replacement valves.

**Hendrickson's UNDER BEAM LIFT™ (UBL™)**

The UBL is a sturdy, lightweight and easy to install lift mechanism. When combined with INTRAAX, or HT™ Series, UBL provides the lightest integrated lift system available today, increasing your productivity and profitability.



**Part Numbers: UBL-001, UBL-002, UBL-004**

**SUSPENSION**

MODEL	UBL KIT	Comments
AANT 23K	<b>UBL-004</b>	Recommended for lifting in unloaded condition only
AAT 23K AAT 25K AAT 30K	<b>UBL-001</b>	Recommended for lifting in unloaded condition only
AAL 23K AAL 25K AAEDT 30K	<b>UBL-002</b>	Approved for lifting in loaded and unloaded condition
AAL 30K AAEDL 30K	<b>UBL-003</b>	Approved for lifting in loaded and unloaded condition; includes crossover valve
HT230	<b>UBL-001</b>	Recommended for lifting in unloaded condition only
HT250T	<b>UBL-002</b>	Approved for lifting in loaded and unloaded condition; 14" ride height and above
HT300	<b>UBL-001</b>	Approved for lifting in unloaded condition only; 17" ride height and above

**Part No. VS22535**

Ball Valve, 3-way.



**Part No. S23460**

Auto Dump Valve



**Part No. AK53**

Electric dump valve



**Part No. VS28048**

Ball Valve, 2-way.





## HENDRICKSON TRAILER

### TRI FUNCTIONAL® BUSHING REPLACEMENT TOOL

Standard Bushing Is 6.75" Wide.

**PART NO. S21307**

A Seperate tool is available for the Vantraax HKA180 models:

**Part No. S24736**

Lube Pack for Busing Tool.  
4 ounce.

**Part No. S21337**



**HENDRICKSON**  
*The World Rides On Us™*

**Part No. S24303**

E-20 Socket, 3/4" drive.



**Part No. S21099**

Delrin Bushing Wear Pad  
(Tri-functional II applications)



### Welded Alignment Pivot Bushing Kit (Per Hanger)

**PART NO. S6914**

(Use bushing tool S21307)



**Part No. S28654**

Bushing Kit QuickAlign™ Collar.  
AAT Intraax Suspension

**Part No. S28655**

Pivot Bushing Kit. Dana RF/RS23  
Advantage. 2 per axle.

### QUICK ALIGN® PIVOT BUSHING KIT(PER HANGER)

**PART NO. S24691 (Wide Beam application)**

(Use bushing tool S21307)



**Part No.**

**S2770**

Alignment  
Collar



### QUICK ALIGN® PIVOT BUSHING KIT(PER SUSP)

**PART NO. S26321 (Narrow Beam application)**

(Use bushing tool S24736)



**QuickAlign® pivot BOLT kit  
(per hanger)**

**PART NO. S3646**



Wear Pad is **Part No. S26807**

**QuickAlign™ Pivot Bolt Kit (per hanger)**

**PART NO. S24679**

Commonly used with

**Part No. S20924**

Flange Washer Inner Quick Align

**Part No. S20925**

Eccentric Center Quick Align.



Pivot Bolt Kit (per hanger) for HKA180

(1 Kit Only! / 2 are Needed For One Full Suspension)

**Part No. S24705**



**Part No. S14108**

Rail clip 1.5" hole centers

**Part No. S22366**


Body Rail clip for Sliders

**Part No. S24459**

Body Rail Clip for Hutch

**Part No. S24460**

Body Rail Clip for Binkley



**Slider Lock Pins**

1-5/8" D Pin

**Part No. S28289**

1-3/8" D Pin

**Part No. S28290**

**Stop Bar**

Manual, 1-5/8" pin, for 48" box

**Part No. S21477-8**

**Handle Pin Release**

HKA190 / HKA200

**Part No. B21505**



## HENDRICKSON SLIDER BOX LISTING

**Part No. AMBOX.127**

HKA NT, 16" Ride Height.

**Part No. AMBOX.22**

HKA NT 40K, 16" Ride Height.

**Part No. AMBOX.36**

AANT, 17" Ride Height, Binkley rails.

**Part No. AMBOX.93**

HT, HKR, 40K, 17" Ride Height, 48" wide  
49" axle centers

**Part No. AMBOX.98**

HKA, 40K, 16" Ride Height, 49" axle centers



## HENDRICKSON TRUCK SUSPENSION PARTS

**Part No. 06969000L**

End bushing R340 suspension



**Part No. 34013088L**

Bar pin bushing kit (shim)



**Part No. 44695000L**

Torque rod bushing (2.75")



**Part No. 45477000L**

Torque rod bushing cartridge.

Interchange number E-2238

**Part No. 47691000L**

Torque rod bushing HA/E4 suspension

**Part No. 57977000**

Height control valve with dump kit

**Part No. 60826000**

Height control valve kit



**Part No. 60879000L**

Bolster spring HN522 suspension



**Part No. 66610000H**

Torque rod tube end  
(female) Need 2/susp.



**Part No. 66661000H**  
(27" spacer, straddle)

Torque rod spacer end (male) Need 2/susp.



**Part No. 66681000H (27" spacer, taper pin)**

Torque rod spacer end (male) Need 2/susp.

## HENDRICKSON AUXILLARY

**Part No. 005079**

Air Spring, paralift. Lift Bag

**Part No. R-001346**

Air Spring. Ride Bag

**Part No. R-003200A**

King Pin 13.2K Steerable.

FBC, UCL, UC2

**Part No. R-003270**

Bushing kit, kingpin, 13.2K Steerable



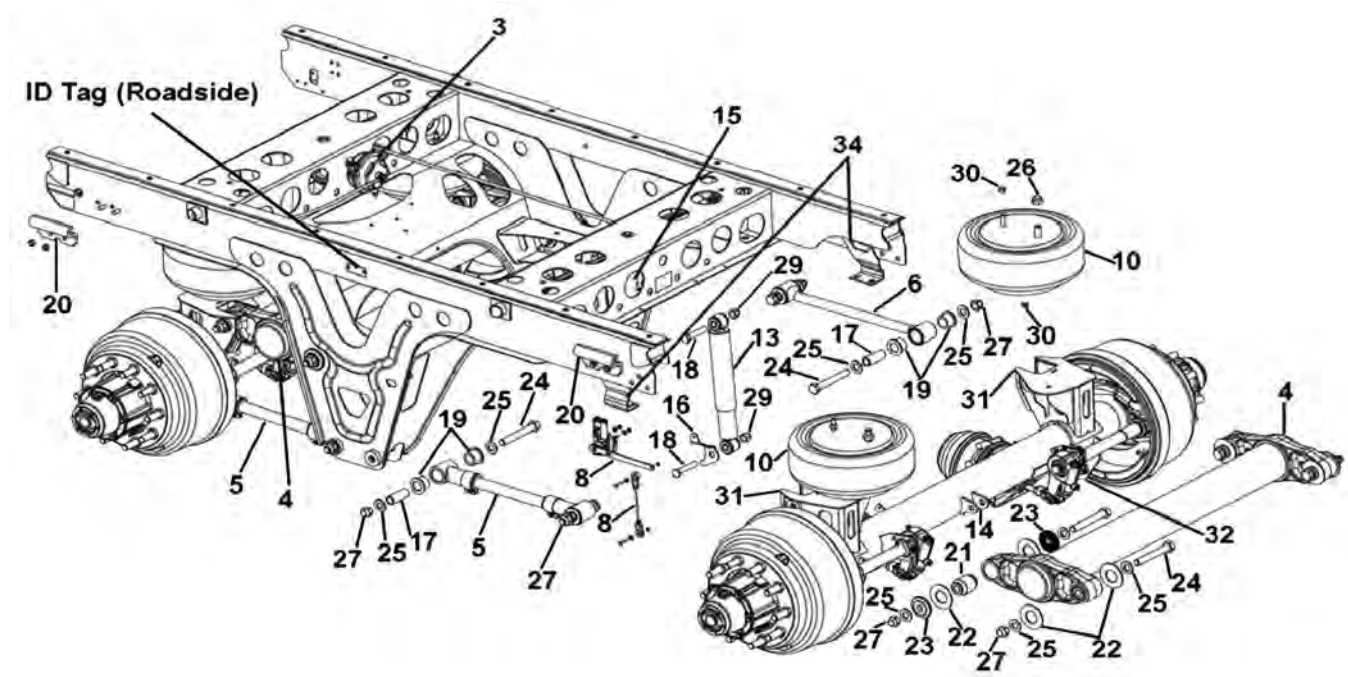


# MERITOR SUSPENSION

This catalog contains information that is unique to the RideStar™ RHP and RideSentry™ MPA series of Trailer Air Suspension Systems.

Use the illustrations to help determine the name of the item to be ordered.

Parts are used for both models unless otherwise specified.



**Part No. A2258F1410**  
Air Spring, (# 10)  
All RHP and MPA  
16.5" ride height



**Part No. M312508**  
Shock bracket (#16) at axle  
location for all ride heights.



**Part No. M85919**  
(A3280M9711)  
Shock Absorber (#13)



**Part No. A13133Y8345**  
Lower Adjustable Arm (#5)  
RHP11.



**Part No. KIT11305**  
Upper Control Arm (#4) RHP 11.  
Includes Kit11302:  
(#'s 22,23,24,25,27)  
Qtys: 8,2,4,8,4)



**Part No. A3133G8249**  
Lower Control Arm (#6)  
Fixed, RHP11.



**Part No. 71092-01**  
EZ Pull Pin Assembly.



**MERITOR**

**Part No. A7420E1045**  
48" wide Slider, RHP11, 16.5"  
ride height for Hutchens rails.



**MERITOR SUSPENSIONS - RHP / RIDESENTRY**

This catalog contains information that is unique to the RideStar™ RHP and RideSentry™ MPA series of Trailer Air Suspension Systems.

Use the illustrations to help determine the name of the item to be ordered.

Parts are used for both models unless otherwise specified.

**Part No. KIT11300**

**Upper Control Arm bushing & Bolt Kit (for 1 Upper control arm)**

Key No.	Kit Item	Qty.	Component Number	Description
24	1	4	S-21448M-2	Pivot Bolt - 7/8"-9 x 6", Grade A-490
25	2	8	M301530	Hardened Flat Washer - 7/8" ID
27	3	4	1227-R-1604	Torque Nut, 7/8"-9, Grade C
22	4	8	1229-N-5006	Thrust Washer
21	5	4	A1225-G-1437	Bushing
23	6	2	M301532	Pivot Bolt Washer, 3" OD x 7/8" ID x 1/2" thick
-	7	1	2297-S-8547	P-80 Rubber Lubricant



**Part No. KIT11301**

**Upper Control Arm bushing & Bolt Kit - Special Repair - Non RHP55**

Key No.	Kit Item	Qty.	Component Number	Description
24	1	4	S-21448M-2	Pivot Bolt - 7/8"-9 x 6", Grade A-490
25	2	8	M301530	Hardened Flat Washer - 7/8" ID
23	3	1	1229-K-4899	Washer - Outer
23	4	1	1229-L-4900	Washer - Inner
27	5	4	1227-R-1604	Torque Nut, 7/8"-9, Grade C
22	6	8	1229-N-5006	Thrust Washer
21	7	4	A1225-G-1437	Bushing
-	8	1	2297-S-8547	P-80 Rubber Lubricant



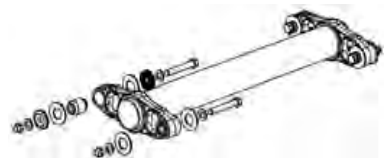
**KIT 11304 Washer Kit - Curbside Repair - RHP11 only**

KEY	Item	Qty	Component Number	Description
23	1	1	1229-K-4899	Washer - Outer
23	2	1	1229-L-4900	Washer - Inner




**KIT 11305 RHP/MPA Upper Control Arm Assembly (with Bushings and Hardware)**

Key	Item No.	Qty.	Component Number	Description
4	1	1	A5-3216-D-4632S	Upper Control Arm
22	2	8	1229-N-5006	Thrust Washer
27	3	4	1227-R-1604	Torque Nut, 7/8"-9, Grade C
24	4	2	S-21448M-2	Pivot Bolt - 7/8"-9 x 6", Grade A-490
23	5	1	M301532	Pivot Bolt Washer, 3" OD x 7/8" ID x 1/2" Thk
25	6	4	M301530	Hardened Flat Washer - 7/8" ID



**KIT 11308 RHP Only With Automatic Dump Valve**

Exploded View Item No. 8







**MERITOR SUSPENSIONS - RHP / RIDESENTRY**

This catalog contains information that is unique to the RideStar™ RHP and RideSentry™ MPA series of Trailer Air Suspension Systems.

Use the illustrations to help determine the name of the item to be ordered.

Parts are used for both models unless otherwise specified.

**KIT 11322 Side Plate Repair Kit - Alignment Position for Damaged Frame**

**Brackets - RHP11 only**

Key	Item No.	Qty.	Component Number	Description
24	1	2	S-21456P-2	Pivot Bolt - 7/8"-9 x 7", Grade A-490
25	2	8	M301530	Hardened Flat Washer - 7/8" ID
27	3	2	1227-R-1604	Torque Nut, 7/8"-9, Grade C
23	4	2	1229-K-5029	Washer - Alignment
-	5	1	A3305-V-1998	Plate Assembly
23	6	4	M301532	Pivot Bolt Washer, 3" OD x 7/8" ID x 1/2" Thk



**KIT 11325 Thrust Washer Kit - RHP11**

Key	Item No.	Qty.	Component Number	Description
-	1	2	1229-Q-5035	Thrust Washer
-	2	2	17-X-1044	Rivet



**KIT 11331 RHP 16.5" and All MPA Ride Height Axle Seats**

Key	Item	Qty.	Component Number	Description
31	1	1	NSS	Upper Axle Seat
31	2	1	NSS	Upper Axle Seat
32	3	4	NSS	Lower Axle Seat



**KIT 11347 Axle Seat Repair Kit - RHP/MPA**

Key	Item	Qty.	Component Number	Description
-	1	2	NSS	Repair Boss



**KIT 11357 Conversion Kit - Air Valve & Height Control Valves - RHP11 only**

Qty.	Component Number	Description
1	2255D1408	Bracket Linkage
1	2255C1433	ABS Mounting bracket
1	A 7806A1015	Air Valve
1	KIT11333	Height control Valve Kit





**MERITOR SUSPENSIONS - RHP / RIDESENTRY**

This catalog contains information that is unique to the RideStar™ RHP and RideSentry™ MPA series of Trailer Air Suspension Systems.

Use the illustrations to help determine the name of the item to be ordered.

Parts are used for both models unless otherwise specified.

**KIT 11102 Lower Control Arm Bushing & Bolt Kit - Need 8 Kits (2 per Arm)**

Key	Item	Qty.	ComponentNumber	Description
24	1	1	S-21448M-2	Pivot Bolt - 7/8"-9 x 6", Grade A-490
25	2	2	M301530	Hardened Flat Washer - 7/8" ID
27	3	1	1227-R-1604	Torque Nut, 7/8"-9, Grade C
19	4	2	1225-W-1349	Urethane Control Arm Bushing
17	5	1	2245-J-1232	Inner Sleeve



**Part No. KIT11107 Upper Control Arm Bolt Kit For All Other Positions. (Non-Adjustable)**

Key No.	Kit Item	Qty.	Component Number	Description
24	1	1	<b>S-21448M-2</b>	Pivot Bolt - 7/8"-9 x 6", Grade A-490
25	2	2	<b>M301530</b>	Hardened Flat Washer - 7/8" ID
27	3	1	<b>1227-R-1604</b>	Torque Nut, 7/8"-9, Grade C



**KIT 11201 Pivot Bolt and Bushing Kit - RFS23T**

Kit Item	Qty.	ComponentNumber	Description
1	1	S 21464M 2	Bolt - 8.0"
2	1	M201530	Flat Washer
3	1	1227R1604	Nut - Torque
4	2	21226663	Washer - Wear
5	1	A 1225N1522	Bushing
--	1	2297S8547	P80 Lube, 4 ounce



**MERITOR®**

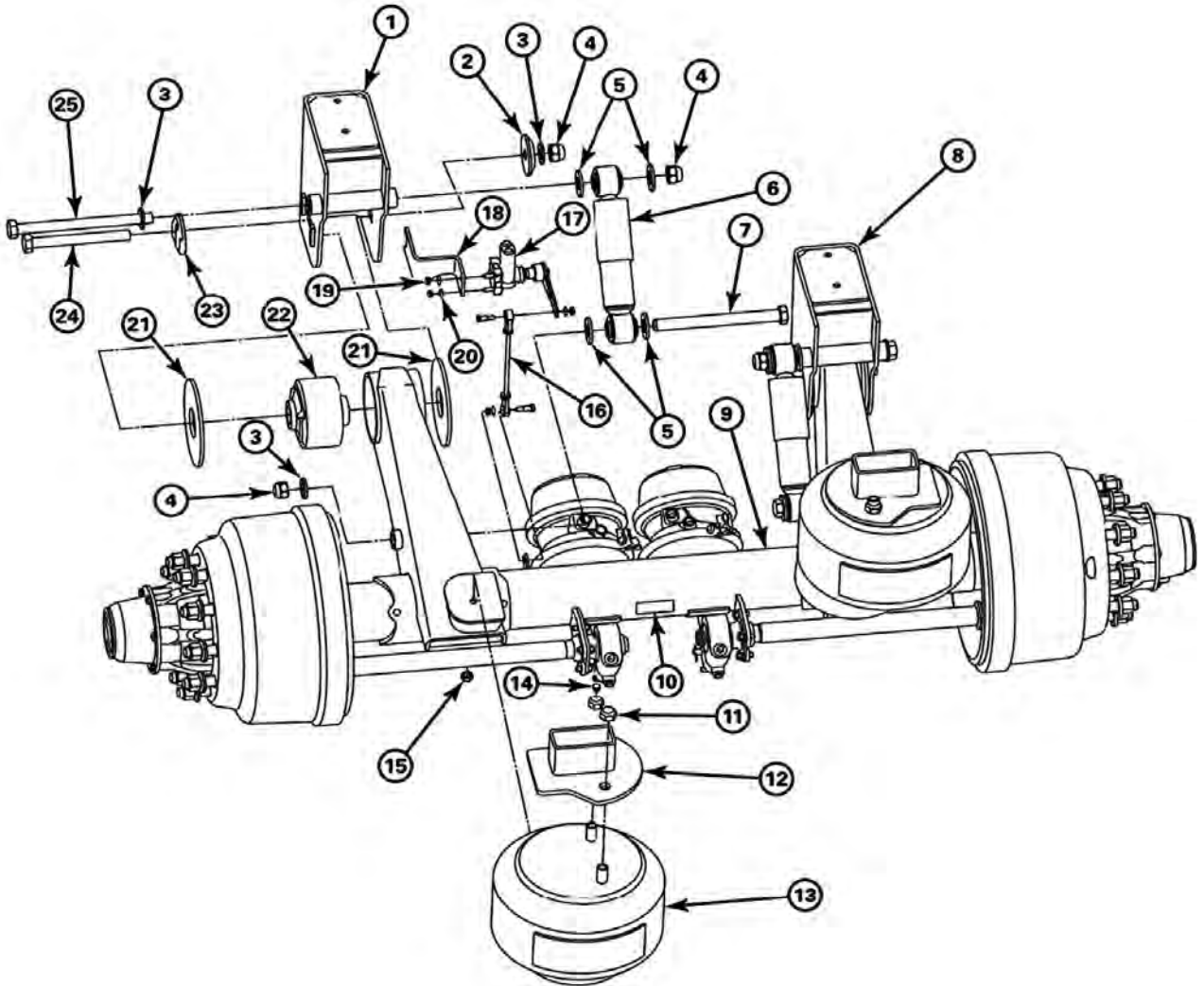


**MERITOR SUSPENSIONS - MTA23T**



**MERITOR**

**Parts List  
Breakdown  
for  
MTA23T  
Suspension**





## MERITOR SUSPENSIONS - MTA23T

### Parts List for MTA23T Suspension

Key	Description	Part Number	Qty.	Comments
1	Roadside Hanger - 14" Ride Height (Weld-On) 15" Ride Height (Weld-On) 16" Ride Height (Weld-On) 17" Ride Height (Weld-On) 14" Ride Height (Bolt-On 9/16" Dia. Holes) 15" Ride Height (Bolt-On 9/16" Dia. Holes) 16" Ride Height (Bolt-On 9/16" Dia. Holes) 17" Ride Height (Bolt-On 9/16" Dia. Holes) 14" Ride Height (Bolt-On 11/16" Dia. Holes) 15" Ride Height (Bolt-On 11/16" Dia. Holes) 16" Ride Height (Bolt-On 11/16" Dia. Holes) 17" Ride Height (Bolt-On 11/16" Dia. Holes)	A1-3152-G-1229 A1-3152-H-1230 A1-3152-J-1232 A1-3152-K-1233 A5-3152-G-1229 A5-3152-H-1230 A5-3152-J-1232 A5-3152-K-1233 A3-3152-G-1229 A3-3152-H-1230 A3-3152-J-1232 A3-3152-K-1233	1	Includes Item 18
2	Concentric Alignment Collar	21226275	2	
3	Hardened Washer	M301530	6	See KITs 11352, 11350, 11356
4	Locknut	1227-R-1604	6	See KITs 11352, 11350, 11356
5	Flat Washer	1229-M-4979	8	See KITs 11356
6	Shock Absorber	A-7805-E-1019	2	
7	Lower Shock Bolt	S-21480-M-2	2	See KIT 11356
8	Curbside Hanger - 14" Ride Height (Weld-On) 15" Ride Height (Weld-On) 16" Ride Height (Weld-On) 17" Ride Height (Weld-On) 14" Ride Height (Bolt-On 9/16" Dia. Holes) 15" Ride Height (Bolt-On 9/16" Dia. Holes) 16" Ride Height (Bolt-On 9/16" Dia. Holes) 17" Ride Height (Bolt-On 9/16" Dia. Holes) 14" Ride Height (Bolt-On 11/16" Dia. Holes) 15" Ride Height (Bolt-On 11/16" Dia. Holes) 16" Ride Height (Bolt-On 11/16" Dia. Holes) 17" Ride Height (Bolt-On 11/16" Dia. Holes)	A-3152-G-1229 A-3152-H-1230 A-3152-J-1232 A-3152-K-1233 A4-3152-G-1229 A4-3152-H-1230 A4-3152-J-1232 A4-3152-K-1233 A2-3152-G-1229 A2-3152-H-1230 A2-3152-J-1232 A2-3152-K-1233	1	
9	Trailing Arm/Axle Subassembly	---	1	See page11.
10	Name Plate	Not Sold Separately	1	
11	Locknut	1227-M-1573	4	See KIT 11203
12	Air Spring Pedestal - 14" Ride Height 15" Ride Height 16" Ride Height 17" Ride Height	3305-W-2571 A-3305-W-2571 A1-3305-W-2571 A2-3305-W-2571	2	
13	Air Spring	A-2258-H-1568	2	
15	Plug	Not Sold Separately	2	See KIT 11203
16	Locknut	1227-M-1573	2	See KIT 11203
16	Linkage Assembly	203159-5	1	See KITs 11354, 11355
17	Valve Assembly - With Auto Dump Without Auto Dump	A-7806-M-1053 A-7806-L-1052	1	See KIT 11354 See KIT 11355
18	Bracket	Not Sold Separately	1	Included in Item 1
19	Locknut	NL-24-1	2	See KIT 11354
20	Flat Washer	WA-34	2	See KIT 11354
21	Wear Washer	21226663	4	See KIT 11350
22	Multi-Functional Pivot Bushing	A-1225-N-1522	2	See KIT 1135&#19;
23	Eccentric Alignment Collar	21226276	2	
24	Pivot Bushing Bolt	S-21464-M-2	2	See KITs 11350, 11352
25	Upper Shock Bolt	S-21488-M-2	2	See KIT 11356



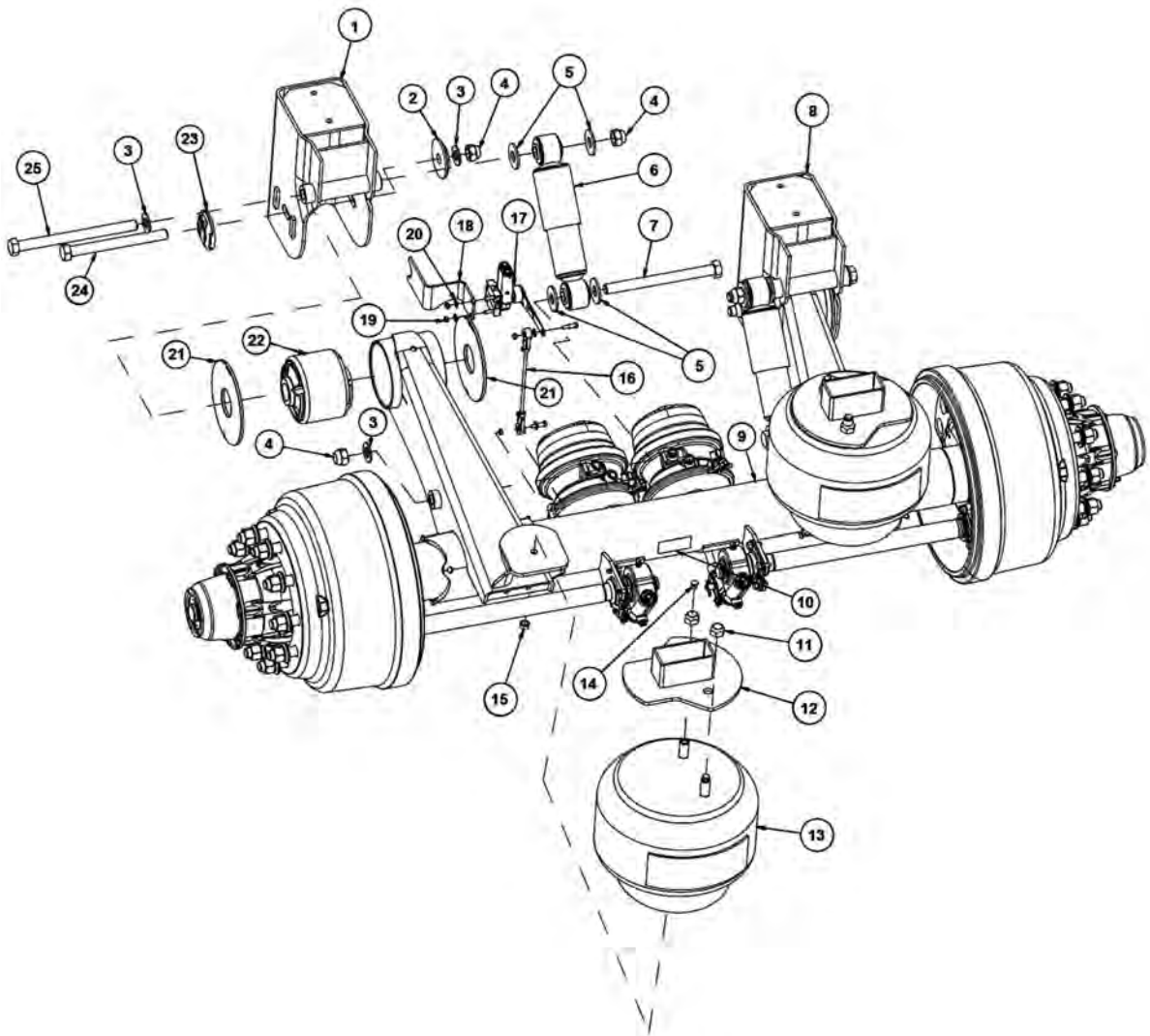



MERITOR SUSPENSIONS - MTA25T



**MERITOR**

**Parts List  
Breakdown  
for  
MTA25T  
Suspension**





## MERITOR SUSPENSIONS - MTA25T

### Parts List for MTA25T Suspension

KEY	Description	Part Number	Qty.	Comments
1	Roadside Hanger (Standard Models)		1	Includes Item 18
	14" Ride Height (Weld-On)	A1-3152-Y-1221		
	15" Ride Height (Weld-On)	A1-3152-Z-1222		
	16" Ride Height (Weld-On)	A1-3152-A-1223		
	17" Ride Height (Weld-On)	A1-3152-B-1224		
	14" Ride Height (Bolt-On 9/16" Dia. Holes)	A5-3152-Y-1221		
	15" Ride Height (Bolt-On 9/16" Dia. Holes)	A5-3152-Z-1222		
	16" Ride Height (Bolt-On 9/16" Dia. Holes)	A5-3152-A-1223		
	17" Ride Height (Bolt-On 9/16" Dia. Holes)	A5-3152-B-1224		
	14" Ride Height (Bolt-On 11/16" Dia. Holes)	A3-3152-Y-1221		
	15" Ride Height (Bolt-On 11/16" Dia. Holes)	A3-3152-Z-1222		
	16" Ride Height (Bolt-On 11/16" Dia. Holes)	A3-3152-A-1223		
	17" Ride Height (Bolt-On 11/16" Dia. Holes)	A3-3152-B-1224		
2	Concentric Alignment Collar	21226275	2	
3	Hardened Washer	M301530	6	See KITS 11351, 11353, 11356
4	Locknut	1227-R-1604	6	See KITS 11351, 11353, 11356
5	Flat Washer	1229-M-4979	8	See KIT 11356
6	Shock Absorber Kit	A-7805-F-1020	2	
7	Lower Shock Bolt	S-21480-M-2	2	See KIT 11356
8	Curbside Hanger (Standard Models)		1	
	14" Ride Height (Weld-On)	A-3152-Y-1221		
	15" Ride Height (Weld-On)	A-3152-Z-1222		
	16" Ride Height (Weld-On)	A-3152-A-1223		
	17" Ride Height (Weld-On)	A-3152-B-1224		
	14" Ride Height (Bolt-On 9/16" Dia. Holes)	A4-3152-Y-1221		
	15" Ride Height (Bolt-On 9/16" Dia. Holes)	A4-3152-Z-1222		
	16" Ride Height (Bolt-On 9/16" Dia. Holes)	A4-3152-A-1223		
	17" Ride Height (Bolt-On 9/16" Dia. Holes)	A4-3152-B-1224		
	14" Ride Height (Bolt-On 11/16" Dia. Holes)	A2-3152-Y-1221		
	15" Ride Height (Bolt-On 11/16" Dia. Holes)	A2-3152-Z-1222		
	16" Ride Height (Bolt-On 11/16" Dia. Holes)	A2-3152-A-1223		
	17" Ride Height (Bolt-On 11/16" Dia. Holes)	A2-3152-B-1224		
9	Trailing Arm/Axle Subassembly ---		1	See Meritor Guide
10	Name Plate	Not Sold Separately	1	
11	Locknut	1227-M-1573	4	See KIT 11203
12	Air Spring Pedestal (Std. Ride Heights)		2	
	14" Ride Height	3305-F-2606		
	15" Ride Height	A-3305-F-2606		
	16" Ride Height	A1-3305-F-2606		
	17" Ride Height	A2-3305-F-2606		
	13 Air Spring	A-2258-P-1576	2	
	14 Plug Not Sold Separately		2	See KIT 11203
15	Locknut	1227-M-1573	2	See KIT 11203
16	Linkage Assembly	203159-5	1	
17	Valve Assemblies			
	With Auto Dump	A-7806-M-1053	1	See KIT 11354
	Without Auto Dump	A-7806-L-1052	1	See KIT 11355
18	Bracket Not Sold Separately		1	Included in Item 1
19	Locknut	NL-24-1	2	See KITS 11354, 11355
20	Flat Washer	WA-34	2	See KITS 11354, 11355
21	Wear Washer	21226663	4	See KIT 11351
22	Multi-Functional Pivot Bushing	A-1225-C-1537	2	See KIT 11351
23	Eccentric Alignment Collar	21226276	2	
24	Pivot Bushing Bolt	S-21472-M-2	2	See KITS 11351, 11353
25	Upper Shock Bolt	S-21488-M-2	2	See KIT 11356



**MERITOR SUSPENSIONS - MTA REPAIR KITS****KIT 11350 Pivot Bolt and Bushing Kit (MTA23T)**

Item	Qty.	Part Number	Description
1	1	S-21464-M-2	Capscrew 7/8"-9 x 8", Grade 8
2	1	M301530	Hardened Flat Washer - 7/8" ID
3	1	1227-R-1604	Lock Nut - 7/8"-9, Grade C
4	2	21226663	Wear Washer
5	1	A-1225-N-1522	Multi-Function Bushing

**KIT 11351 Pivot Bolt and Bushing Kit (MTA25T, MTA30T, MTA25L & MTA30L)**

Item	Qty.	Part Number	Description
1	1	S-21472-M-2	Capscrew 7/8"-9 x 9", Grade 8
2	1	M301530	Hardened Flat Washer - 7/8" ID
3	1	1227-R-1604	Lock Nut - 7/8"-9, Grade C
4	2	21226663	Wear Washer
5	1	A-1225-C-1537	Multi-Function Bushing

**KIT 11352 Pivot Bolt Kit (MTA23T)**

Item	Qty.	Part Number	Description
1	1	S-21464-M-2	Capscrew 7/8"-9 x 8", Grade 8
2	1	M301530	Hardened Flat Washer - 7/8" ID
3	1	1227-R-1604	Lock Nut - 7/8"-9, Grade C

**KIT 11353 Pivot Bolt Kit (MTA25T, MTA30T, MTA25L & MTA30L)**

Item	Qty.	Part Number	Description
1	1	S-21472-M-2	Capscrew 7/8"-9 x 9", Grade 8
2	1	M301530	Hardened Flat Washer - 7/8" ID
3	1	1227-R-1604	Lock Nut - 7/8"-9, Grade C

**KIT 11356 Shock Absorber Hardware Kit (MTA23T, MTA25T & MTA30T)**

Item	Qty.	Part Number	Description
1	4	1229-M-4979	Flat Washer - O.D. 2.25"; I.D. .938"
2	2	M301530	Hardened Flat Washer - 7/8" ID
3	2	1227-R-1604	Lock Nut - 7/8"-9, Grade C
4	1	S-21480-M-2	Capscrew 7/8"-9 x 10 Grade 8
5	1	S-21488-M-2	Capscrew 7/8"-9 x 11 Grade 8

**KIT 11203 Air Spring Bolt Kit (MTA23T, MTA25T & MTA30T)**

Item	Qty.	Part Number	Description
1	2	R004961A	Lock Nut - 3/4"-16, Grade 8
2	2	M301554	Lock Nut - 1/2"-13, Grade C
3	1	1250-H-1308	Plug - 1/4" NPT





**RIDEWELL MODEL RAR-240 AIR-RIDE**



**NOTICE: SUSPENSION IDENTIFICATION:**  
Ridewell Suspensions are identified by a metal tag that indicates part number, capacity and serial number.



**The RAR-240 Trailer Air Ride Suspension -**

"A complete suspension line for all applications, including severe service."

**Features:**

Overslung, underslung, & yoke mount configurations. The ultimate in durability & low maintenance. Accommodates any on/off highway trailer application. Weld-on or bolt-on mounting.

**15" MOUNTNG HEIGHT WITH INLINE AIR SPRINGS**

Suspension	Hanger Assy.	Bushing/Beam Assy.	Bushing	Airspring
Part No.	LH/RH	LH/RH	Replacement Kit	Replacement
2400715	3267739C100/200	5970085/86	6040029 (Duro)	1001R13109G

**17" MOUNTNG HEIGHT WITH INLINE AIR SPRINGS**

Suspension	Hanger Assy.	Bushing/Beam Assy.	Bushing	Airspring
Part No.	LH/RH	LH/RH	Replacement Kit	Replacement
2400717	3267739C100/200	5970087/88	6040029 (Duro)	1001R13109G

**PART NO. 6301BFAB13**

Air control kit for Ridewell RAR-240 Suspensions includes pressure protection.

**Kit Contents - One of Each**

Part No.	Description
1237423B009	Leveling Arm
6210202	V-Link, S-Eye, 14.00
6211000	L-Con-Str, 5 <sup>1/16</sup> " - 18 x 2.5
1237423B010	Universal Bracket
1240097	2 <sup>1/4</sup> " Anchor Pak



**PART NO. 6321BFAB13**

Air control kit for Ridewell RAR-240 Suspensions, includes: pressure protection and zero pressure dump valve.



**PART NO. 6040011**

Bushing kit for RAR-240W. Wishbone. Pivot.

**PART NO. 6040029**

Bushing kit for RAR-240. Pivot connection. 1/axle.

**PART NO. 6040058**

U-bolt kit for RAR-240. (Optional)



**RIDEWELL MODEL RAR-240 AIR-RIDE****RAR-240 Underslung - 25,000 lb. cap.**

**NOTICE: SUSPENSION IDENTIFICATION:**  
Ridewell Suspensions are identified by a metal tag that indicates part number, capacity and serial number.

**The RAR-240 Underslung Trailer Air Ride Suspension -**

"A complete suspension line for all applications, including severe service."

**Features:**

Overslung, underslung, & yoke mount configurations. The ultimate in durability & low maintenance. Accommodates any on/off highway trailer application. Weld-on or bolt-on mounting.

Suspension Part No. (Ride HT)	Hanger Assy. LH/RH	Bushing/Beam Assy. LH/RH	Bushing Part No. Replacement Kit	Airspring Replacement
<b>2400306</b> (6-7.5)	3267744C106/206	5970027/28	<b>6040029</b> (60 Duro)	1000003
<b>2400308</b> (8-9)	3267744C108/208	5970027/28	<b>6040029</b> (60 Duro)	1000001

**PART NO. 6301BFAB13**

Air control kit for Ridewell RAR-240 Suspensions includes pressure protection.

**Kit Contents - One of Each**

Part No.	Description
<b>1237423B009</b>	Leveling Arm
<b>6210202</b>	V-Link, S-Eye, 14.00
<b>6211000</b>	L-Con-Str, 5 <sup>1/16</sup> " - 18 x 2.5
<b>1237423B010</b>	Universal Bracket
<b>1240097</b>	2 <sup>1/4</sup> " Anchor Pak

**PART NO. 6321BFAB13**

Air control kit for Ridewell RAR-240 Suspensions, includes: pressure protection and zero pressure dump valve.

**PART NO. 6040011**

Bushing kit for RAR-240W. Wishbone. Pivot.

**PART NO. 6040029**

Bushing kit for RAR-240. Pivot connection. 1/axle.

**PART NO. 6040058**

U-bolt kit for RAR-240. (Optional)





## RIDEWELL RCA-215T FOR TRAILER

### RCA-215T (Trailer)

22,500 lb. capacity, Non-Steerable Auxiliary Axle Suspension.

Suspension Part No. (Ride Ht)	Mtg. Height	Axle Travel		
		Up	Down	Total
<b>2150321 (12-14)</b>	12	4.8	5.5	10.3
<b>Mid Mount</b>	13	5.8	4.5	10.3
	14	6.8	3.5	10.3
<b>2150331 (14-16)</b>	14	4.8	5.5	10.3
<b>High Mount</b>	15	5.8	4.5	10.3
	16	6.8	3.5	10.3
<b>2150142 (16-18)</b>	16	4.8	5.5	10.3
<b>Extra High Mount</b>	17	5.8	4.5	10.3
	18	6.8	3.5	10.3



#### FEATURES & BENEFITS

##### Designed for ease of installation & maintenance

- 10-1/4" total travel, with as much as 7" of lift.
- Durable and lightweight FiberTech™ bushing.
- Patented, contoured axle seat for secure axle connection without U-bolts.
- Axle alignment adjustment of 1/2" at each hanger.
- Wide beam spacing reduces axle stresses
- Easily adjusts to various frame widths and ride heights..

## RIDEWELL RCA215 FLEX MOUNT™ FOR TRUCK

### RCA215 Flex Mount™ (Truck)

- 22,500 lb. capacity
- Flexible system easily adjusts to various frame widths/heights.
- 10.25" total travel, up to 7" of lift
- Durable & lightweight FiberTech™ bushing
- Secure axle connection without U-bolts
- Axle alignment - 3/8" at each hanger



Suspension Part No. (Ride Ht)	Mtg. Height	Axle Travel		
		Up	Down	Total
<b>2150202 (8-12)</b>	8	5.0	5.3	10.3
	9	6.0	4.3	10.3
	10	7.0	3.3	10.3
	11**	7.0	3.8	10.8
	12**	7.0	3.3	10.3
<b>2150204 (10-14)</b>	10	5.0	5.3	10.3
	11	6.0	4.3	10.3
	12	7.0	3.3	10.3
	13*	7.0	3.8	10.8
	14**	7.0	3.3	10.3

\*Requires 1" optional spacer kit

\*\*Requires 2" optional spacer kit

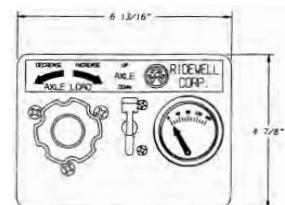


**PART NO. 1200038**

**- In cab air control kit.**

**PART NO. 1200039**

**- Same w/ lift in reverse.**



Air control kit with flip switch for Flex Mount suspensions

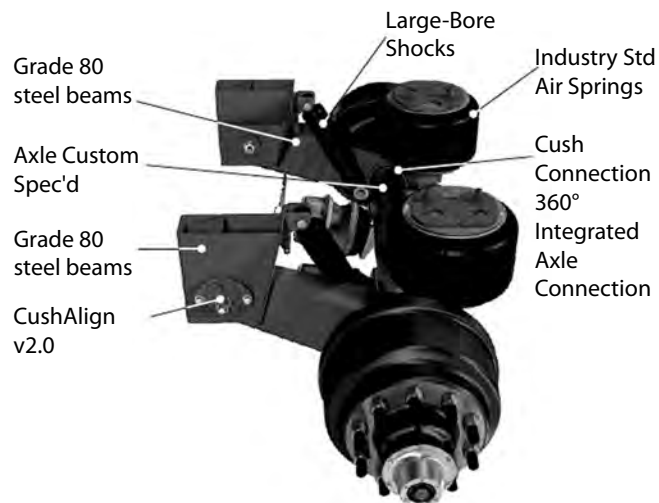


## CUSH AIR RIDE SUSPENSIONS

# CUSH SUSPENSIONS

## Trailer Air Suspensions - Top Mount

Our Trailer Top-Mount line is always evolving to be the most competitive in price, weight and delivery. This market demands the best product choice for the right application, and our current product line strives to have the best in class features and options for standard and custom applications.



Part No.	Description	Ride Height
<b>CP25T15</b>	Trailer suspension, top mount	14"-16.5"
<b>CP25T17</b>	Trailer suspension, top mount	16"-18.5"
ALL Suspensions rated at 25,000 lb.		

### CP Performance Top Mount

Cush Top Mount Performance line of suspensions with value added features and upgrade options. Welded axle seat connection.

**Features:** Non-captured Axle. Attachment DesignTrac-Align Pivot Kit. Non-captured axle. Axle Alignment of +/-0.38" Flush Mount Shock. Optimized Design. Industry Std Dimensions. Integrated HCV Mounting.

**Options:** Integrated Chain Restraint. Nylon Shock Strap Kit. Front Lift Kits. Cush Integrated Axle. HCV Air Control Kit. Front Cross-member Kit. Integrated Chain Restraint.

**Axle Options:** Hanger Mounting Options (Bolt-on & Custom)

**Capacity: 25,000 lbs.**

**Ride Height: 14" to 19"**



## CUSH AIR RIDE SUSPENSIONS


# CUSH SUSPENSIONS

Part No.	Description	Ride Height
<b>CP25U07</b>	Trailer suspension, low mount	6.5" - 8"
<b>CP25U09</b>	Trailer suspension, low mount	8" - 10.5"

ALL Suspensions rated at 25,000 lb.

### Trailer Air Suspensions - Low Mount

The Trailer Low-Mount line has risen out of products designed for the Lowboy market. We learned how to meet your needs for lighter weight, more travel and custom configurations. We offer axle connections to weld-on, u-bolt and weld, or integration of Cush or customer axle.



### CP Competitor Series (U-Bolted)

Shock placement allows top mounted brake chambers.

**Features:** Standard with dual u-bolts. Tall pivot hanger. Flush shock mounts. Axle alignment

**Options:** Full 12"OD air spring top plate. Trac-Align Ecc Gear Pivot Kit. Chain restraint or Nylon shock straps. Front crossmember. Front/Rear/Center lift kit.

**Capacity: 25,000 or 30,000lbs**

**Ride Height: 7" to 10.5"**

### CUSH Advantage Features:

- Low Weight Optimized Durability.
- Time-Saving Installation Features.
- Axle Adjustment.
- Dual-Rate Bushing.
- Shear Away Pivot Bolt w/ Torque of 550 ft-lbs.
- Readily Available Replacement Parts.
- Integrated Height Control Valve Mounting.





## LANDING GEAR LISTING - SAF-HOLLAND

### SAF-HOLLAND LANDING GEAR

#### MARK V



Part No.	Description
<b>LGS-1A105</b>	MARK V legs with 4.9" tall 12x11.5 sand shoe. 13.5" travel, universal mount.
<b>LGS-3A001</b>	MARK V legs with 12" self leveling foot. 16.5" travel, universal mount.
<b>LGS-3A105</b>	MARK V legs with 4.9" tall 12x11.5 sand shoe. 16.5" travel, universal mount.
<b>LGS-3A113</b>	MARK V legs with 2.5" tall 12x11.5 sand shoe. 16.5" travel, universal mount.
<b>LGS-4A001</b>	MARK V legs with 12" self leveling foot. 17.6" travel, universal mount.
<b>LGS-4A105</b>	MARK V legs with 4.9" tall 12x11.5 sand shoe. 17.6" travel, universal mount.
<b>LGS-5A001</b>	MARK V legs with 12" self leveling foot. 18.8" travel, universal mount.
<b>LGS-5A105</b>	MARK V legs with 4.9" tall 12x11.5 sand shoe. 18.8" travel, universal mount.



#### ATLAS 65

Part No.	Description
<b>LG6501-70</b>	Holland Square body with 4.5" tall 10x10 sand shoe. 17" travel, universal mount.
<b>LG6501-90</b>	Holland Square body with 4.5" tall 10x10 sand shoe. 19" travel, universal mount.
<b>LG6503-70</b>	Holland Square body with 2" tall 10x10 sand shoe. 17" travel, universal mount.
<b>LG650B-70</b>	Holland Square body with 10x10 removable cushion foot. 17" travel, universal mount.



#### ATLAS 55

Part No.	Description
<b>LG4001-70</b>	Holland Square body with 4.5" tall 10x10 sand shoe. 17" travel, universal mount.
<b>LG4001-90</b>	Holland Square body with 4.5" tall 10x10 sand shoe. 19" travel, universal mount.
<b>LG4003-70</b>	Holland Square body with 2" tall 10x10 sand shoe. 17" travel, universal mount.
<b>LG400B-505</b>	Holland Square body with 10x10 removable cushion foot. 15.5" travel, universal mount.
<b>LG400B-70</b>	Holland Square body with 10x10 removable cushion foot. 17" travel, universal mount.
<b>LG400B-90</b>	Holland Square body with 10x10 removable cushion foot. 19" travel, universal mount.



#### With SAF-Holland Landing Gear SETS, KITS, GEARSIDE and NONGEAR LEGS:

PUT a 'K' on the end of the part number to get the Gearside and Nongear landing along with a crank handle, brace ears, and cross shaft. **Ex: LG4001-70K**

Put an 'S' on the end to get just the gearside and nongear legs - legs only. **Ex: LG4001-70S**

For a **gearside Atlas 55 or Atlas 65**, put a '2' on the end of the part number. **Ex: LG4001-72**

For a **nongear Atlas 55 or Atlas 65**, put a '1' on the end of the part number. **Ex: LG4001-71**

For a **gearside Mark V**, put a prefix of XA-S8 on the part number. **Ex: XA-S8-1A105**

For a **nongear Mark V**, put a prefix of XA-S9 on the part number. **Ex: XA-S9-1A105**

If you would like a different crank handle than what comes in the kit, many landing gear sets have that option.

**These landing gear have different leg travels and load capacities. This is a listing to let you know what we have in choices of Landing Gear. All of these Landing Gear have more part numbers than the ones listed here, changing the footwear, travel, or capacity. As your landing gear headquarters, we add new legs all the time!**



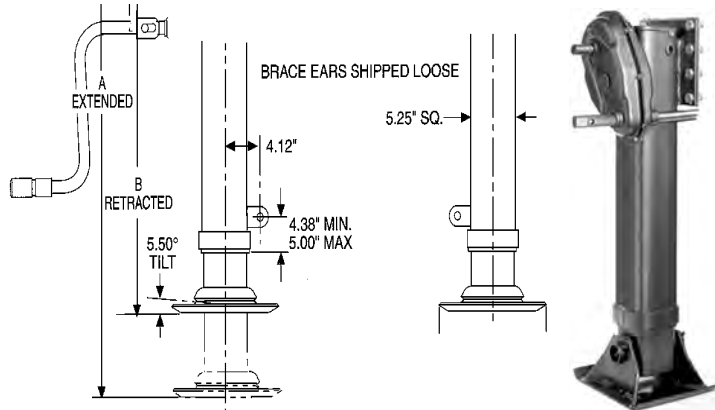
## SAF-HOLLAND MARK V SPECIFICATIONS

LGS - 3 A 1 05 K

Model No. Description LG Set	Model LGS	Travel Code	Mounting Code	Axle Type Code	Footware Code	Kit Code
1 Speed Leg 2 Speed Leg	XA-S9 XA-S8	See Below	A: Univ. B: Inside C: Outside	0: No Axle 1: Std Axle 2: Heavy Pipe 3: Solid	01: 12" Dia. Self Leveler 03: 9" Dia. Wheels 05: 4.9" x 12" x 11.5" S/shoe 08: Large 5" x 14" x 19" S/shoe14	10: No Footware 13: 2.5" x 12" x 11.5" Low Profile Sandshoe 2.4" x 10" x 11.5" Cush. Ft.

### Travel Codes

Travel Code	Travel	Self Leveler		Std. Sandshoe	
		A	B	A	B
0	12.5	37.0	24.5	37.8	28.4
1	13.5	41.8	28.3	43.6	29.1
2	15.0	44.8	29.8	45.6	30.6
3	16.5	47.8	31.3	48.6	32.1
4	17.6	50.0	32.4	50.8	33.2
5	18.8	53.3	33.6	53.1	34.4



### Specifications

**Gearing:** 2.5 turns to the inch in high gear  
33.8 turns to the inch in low gear.

**Weight:** 199 pounds (Less hardware)

**Certification:** Meets and/or exceeds all TTMA/AAR specifications.

**Lift Capacity:** 62,500 lbs at 100 ft. lbs. of input torque

### Features

**Mount:** Universal mount - fits inside or outside trailer frame. Mounting and turn ratios all match previous Mark V models.

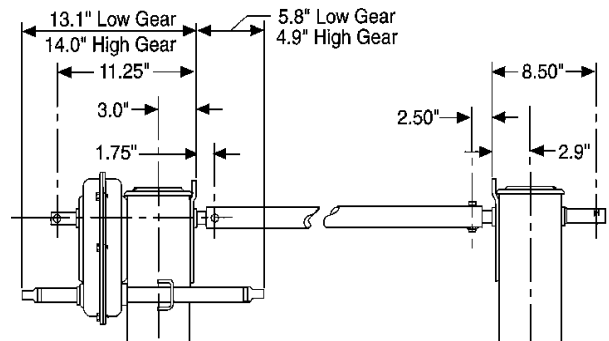
**Lubrication:** Deep grease reservoir in the riser nut insures constant lubrication of the elevating screw.

**Legs:** Upper and lower legs formed from HSLA tubing.

### Load Capacities Per Pair (In lbs.) Mark V Maximum

Static Load	Side Load
Over 2 Legs*	Capacity*
200,000	16,000

Lift Capacity: 62,500 lbs at 100 ft. lbs. of input torque.





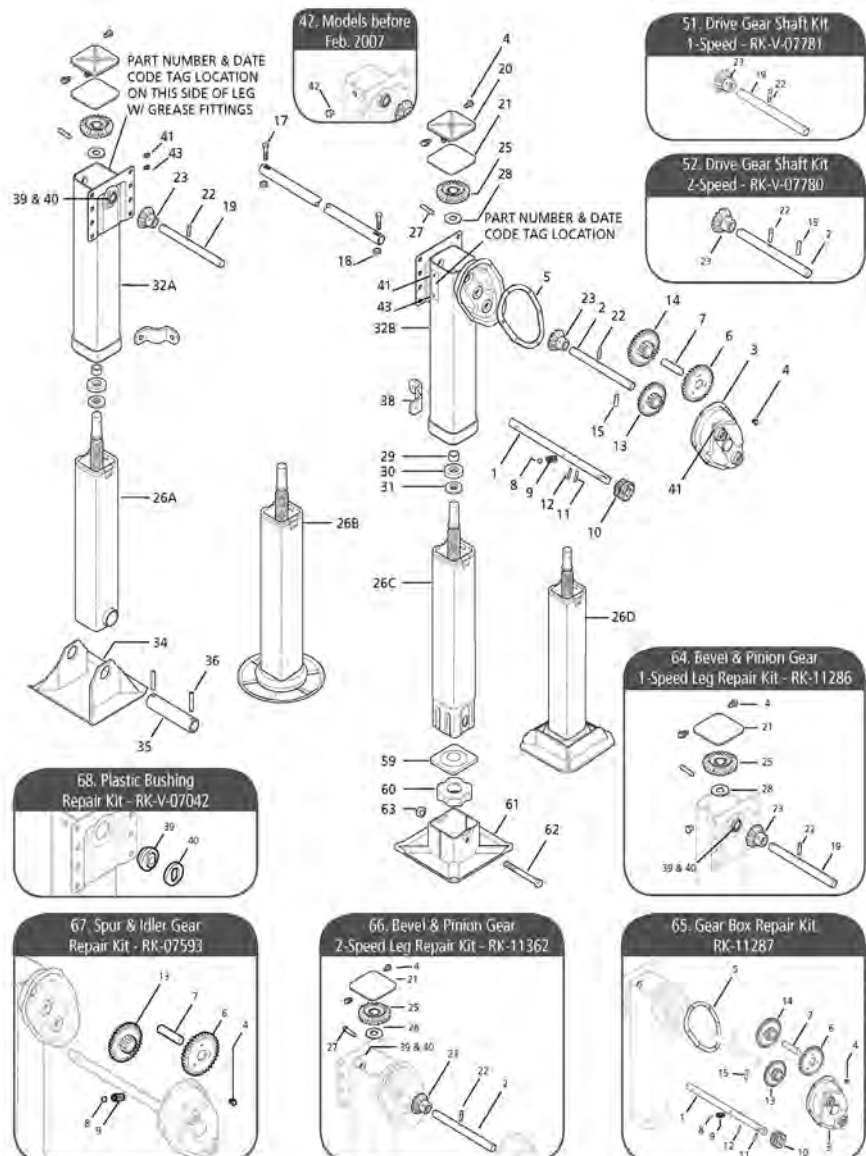
# SAF-HOLLAND MARK V REPLACEMENT PARTS

NO.	DESCRIPTION	PART NO.	SPEED		NO.	DESCRIPTION	PART NO.	SPEED	
			ONE	TWO				ONE	TWO
1	Shifter Shaft	See Below	-	1	41	Lube Fitting	XB-767	1	2
2	Drive Gear Shaft	See Below	-	1	41	Lube Fitting w/Extension (Not Shown)	XB-767-L	1	1
3	Gearbox Cover Assembly	XA-V-06618	-	1	42	Plastic Plug	XB-01789	1	1
4	Thread Rolling Screw	XB-06372	2	8	47	Crankshaft Bracket (Optional)	XA-V-971	-	1
5	Gearbox Gasket	XB-V-06621	-	1	48	Crank Hanger (Optional)	XB-V-1915	-	1
6	Idler Gear	XA-V-06602	-	1	49	Extension Shaft - Long (Optional) - 15.44"	XA-V-1916	-	1
7	Idler Gear Shaft	XA-V-07085	-	1	49	Extension Shaft - Short (Optional) - 8.94"	XA-V-1916-1	-	1
8	Ball	XB-BAL-023-01	-	1	50	Crankshaft Coupling (Optional)	XA-V-630-2	-	1
9	Spring	XB-SFG-020-02	-	1	51	Drive Gear Shaft Kit - 1-Speed	RK-V-07781	-	1
10	Shifter Gear	XA-V-06604-1	-	1	52	Drive Gear Shaft Kit - 2-Speed	RK-V-07780	-	1
11	Pin - .25" x 1.44"	XA-CRP-V-06633	-	1	53	Groove Pin - 3/8" x 1.38" (Optional)	XB-GP-38-138-5	-	2
12	Spring Pin - .22" x 1.50"	XB-21-5-218-1500	-	1	54	Locknut - 1/4" - 28 (Optional)	XB-3103	-	2
13	Spur Gear	XA-V-06606	-	1	55	HHCS - 1/4" - 28 x 3" (Optional)	XB-07618	-	3
14	Step Gear	XA-V-06603	-	1	56	Extension Bracket - Long - 15.56"	XA-V-07601-1	-	1
15	Pin - .38" x 1.5"	XA-CRP-V-06634	-	1	56	Extension Bracket - Short - 9.06"	XA-V-07601-2	-	1
17	HHCS - 3/8" - 16 x 2.00"	XB-V-444-4	1	1	57	Extension Bracket & Shaft Kit - Long - 15.56"	RK-V-07602-1	-	1
18	Lock Nut - 3/8" - 16	XB-338	1	1	57	Extension Bracket & Shaft Kit - Short - 9.06"	RK-V-07602-2	-	1
19	Bevel Pinion Gear Shaft (Single Speed)	See Below	1	-	58	Extension Bracket & Shaft Kit - Long - 15.44"	RK-V-1997-1	-	1
20	Upper Leg Cover	XA-V-06611	1	1	58	Extension Bracket & Shaft Kit - short - 8.94"	RK-V-1997-2	-	1
21	Gasket	XB-V-07054	1	1	59	Cushion Foot Plate	LG1829	1	1
22	Groove Pin 3/8" x 1.50"	XB-GP-38-1-12-E	1	1	60	Rubber Cushion	XB-LG0713	1	1
23	Bevel Pinion Gear	XA-V-06600	1	1	61	Removable Cushion Foot	XA-V-796-RCF	1	1
24	Shim (As Required) (Not Shown)	XB-01977	2	2	62	Hex Head Screw - 5/8" - 11 x 6" - GR2	XB-HHC-050-114	1	1
25	Bevel Gear	XA-V-06601	1	1	63	Top Lock Nut - 5/8" - 11 - GR.C	XB-06179-2	1	1
26A	Inner Leg & Screw Assy. - 05, 13, 15 or 23 Series	See Below	1	1	64	Bevel & Pinion Gear Repair Kit	RK-11286	1	1
26A	Inner Leg & Screw Assy. - 312 Series (Not Shown)	See Below	1	1	65	Gear Box Repair Kit	RK-11287	-	1
26B	Inner Leg & Screw Assy. - 01 Series	See Below	1	1					
26B	Inner Leg & Screw Assy. - 012 Series (Not Shown)	See Below	1	1					
26C	Inner Leg & Screw Assy. - 24 Series	See Below	1	1					
26D	Inner Leg & Screw Assy. - 014 Series (Not Shown)	See Below	1	1					
27	Pin - 3/8" x 2"	XA-CRP-V-06635	1	1					
28	Washer	XB-V-06632	1	1					
29	Bushing	XB-V-06630	1	1					
30	Thrust Bearing	XB-V-647	1	1					
30	Thrust Bearing - Heavy Duty	XB-V-647-1	1	1					
31	Collar	XA-V-06629	1	1					
32A	Upper Leg - 1-Speed	NA	1	-					
32A	Upper Leg - 1-Speed Heavy Duty (Not Shown)	NA	1	-					
32B	Upper Leg - 2-Speed	NA	-	1					
32B	Upper Leg - 2-Speed Heavy Duty (Not Shown)	NA	-	1					
34	Skid Foot - 4.9" x 12" x 11.5"	XA-V-796-B-1	1	1					
34	Skid Foot - 2.5" x 12" x 11.5"	XA-V-796-L	1	1					
34	Skid Foot - 3.8" x 10" x 11.5"	XA-V-796-WS	1	1					
34	Skid Foot 2.4" x 10" x 11.5"	XA-V-796-LWS	1	1					
34	Skid Foot - 4" x 12" x 16"	XA-HV-796	1	1					
35	Standard Axle	XA-V-1901-1	1	1					
35	Solid Axle	XA-V-1903-1	1	1					
35	Heavy Pipe Axle	XA-V-1902-1	1	1					
36	Rollpin - 3/8" x 3"	XB-21-5-375-3000	2	2					
38	Brace Lug	XA-V-1938	1	1					
39	Bearing	XB-LG0559	2	1					
40	Retainer	XB-LG1570	2	1					



## Inner Leg - Standard Duty Listing

Item	Description	15.0" Travel
26A	Retract Tube Assy - Axle	XA-V-06628-202-0
26B	Retract Tube Assy - Self Leveling	XA-V-06628-212-1
26C	Retract Tube Assy - RCF	XA-V-06628-222-2
26D	Retract Tube Assy - Shockfoot	XA-V-06628-212-5
Item	Description	16.5" Travel
26A	Retract Tube Assy - Axle	XA-V-06628-303-0
26B	Retract Tube Assy - Self Leveling	XA-V-06628-313-1
26C	Retract Tube Assy - RCF	XA-V-06628-323-2
26D	Retract Tube Assy - Shockfoot	XA-V-06628-313-5
Item	Description	17.6" Travel
26A	Retract Tube Assy - Axle	XA-V-06628-404-0
26B	Retract Tube Assy - Self Leveling	XA-V-06628-414-1
26C	Retract Tube Assy - RCF	XA-V-06628-413-2
26D	Retract Tube Assy - Shockfoot	XA-V-06628-414-5
Item	Description	18.7" Travel
26A	Retract Tube Assy - Axle	XA-V-06628-505-0
26B	Retract Tube Assy - Self Leveling	XA-V-06628-515-1
26C	Retract Tube Assy - RCF	XA-V-06628-514-2
26D	Retract Tube Assy - Shockfoot	XA-V-06628-515-5





**SAF-HOLLAND ATLAS 65 SPECIFICATIONS AND DIMENSIONS**

# ATLAS 65™ SPECIFICATIONS



**CAPACITIES**

65,000 lbs. Lift Capacity  
(100 ft./lbs. Input Torque)  
170,000 lbs Load Capacity  
34,000 lbs. Side Load Capacity

**WEIGHT**

176 lbs.  
(17" Travel, Conventional RCF,  
MRL, Reverse Shafts)

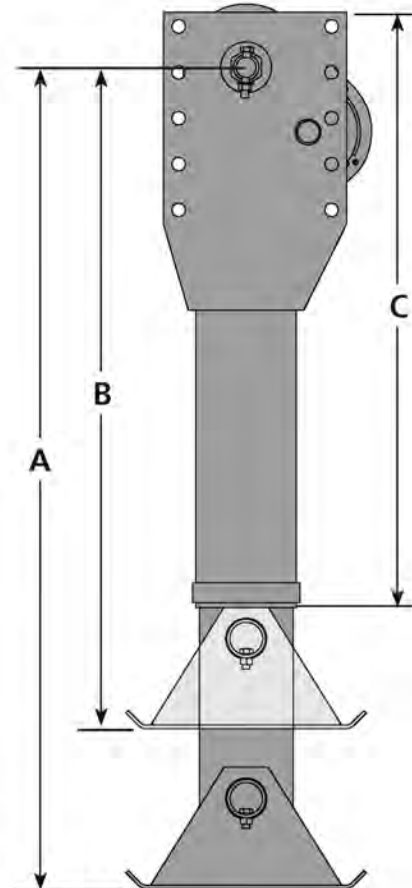
NOTE: Weight measurements  
are less hardware.

**GEARING**

4.5 Turns Per Inch - High Gear  
38.7 Turns per Inch - Low Gear

All tests in accordance with AAR and  
TTMA recommended practice

DIMENSIONS	EXTENDED LENGTH (A)	RETRACTED LENGTH (B)	UPPER LEG (C)
<b>REMOVABLE CUSHION FOOT</b>			
15.5" Travel	43.91	28.41	26.56
17" MRL Travel	46.91	29.91	28.06
17" Travel	48.91	31.91	30.06
19" Travel	51.54	32.54	30.06
<b>4.5" SANDSHOE</b>			
15.5" Travel	45.35	29.85	26.56
17" Travel	48.35	31.35	28.06
19" Travel	52.85	33.85	30.06
<b>2" SANDSHOE</b>			
15.5" Travel	42.85	27.35	26.56
17" Travel	45.85	28.85	28.06
19" Travel	50.35	31.35	30.06
<b>LOW PROFILE RCF</b>			
15.5" Travel	43.90	28.40	26.56
17" MRL Travel	45.90	28.90	28.06
17 Travel	48.90	31.90	30.06
19" Travel	51.50	32.50	30.06



MRL = Minimum Retract Length

**ATLAS™ 65 Features:**

- Patented Constant Mesh gear shifting technology
- Exclusive Floating Nut with twinbulkhead design  
- engineered to ensure durable and easy operation for years to come.
- 5-Year standard Performance Guarantee.
- Available with optional BLACK ARMOUR™ protective coating.
- Improved ratings: 65,000 lbs. vertical lift, 34,000 lbs. side load, 170,000 lbs. load capacity.

**How to Identify your Current Landing Gear:**

The gearbox thickness between and ATLAS 65™ and 50,000 is different:->

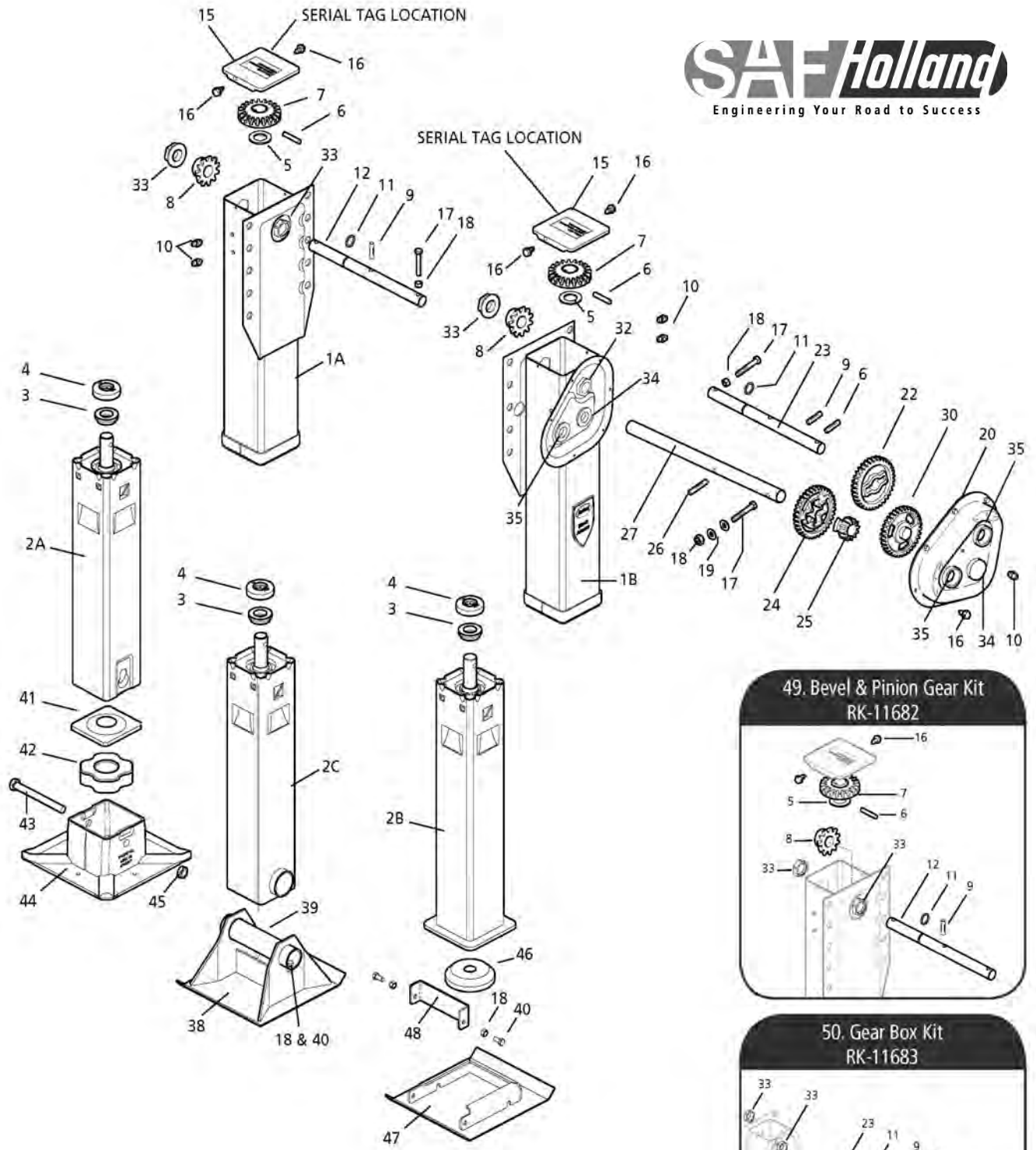
- Atlas™ IS interchangeable with the 50,000 landing gear.







# SAF-HOLLAND ATLAS 65 REPLACEMENT PARTS



**49. Bevel & Pinion Gear Kit  
RK-11682**

This inset diagram shows the components of the Bevel & Pinion Gear Kit (RK-11682). The parts shown are: 16 (Serial Tag), 7 (Bevel Gear), 6 (Pinion Gear), 8 (Pinion Gear), 33 (Pinion Gear), 12 (Shaft), 11 (Pinion Gear), and 9 (Pinion Gear).

**50. Gear Box Kit  
RK-11683**

This inset diagram shows the components of the Gear Box Kit (RK-11683). The parts shown are: 33 (Pinion Gear), 23 (Pinion Gear), 11 (Pinion Gear), 9 (Pinion Gear), 6 (Pinion Gear), 22 (Pinion Gear), 30 (Pinion Gear), 20 (Pinion Gear), 24 (Pinion Gear), 25 (Pinion Gear), 26 (Pinion Gear), 27 (Pinion Gear), 34 (Pinion Gear), 35 (Pinion Gear), 16 (Serial Tag), and 10 (Pinion Gear).





**SAF-HOLLAND ATLAS 65 REPLACEMENT PARTS**

NO.	DESCRIPTION	TRAVEL				
		13.50"	15.50"	17"	17"*MRL.	19"
2A	Retract Tube - RCF	211120000130	211120000140	211120000150	211120000160	211120000170
2B	Retract Tube - Low Profile RCF	2111200002480	2111200002490	2111200002510	2111200002500	2111200002520
2C	Retract Tube - Axle	2111200000230	2111200000240	2111200000250	N/A	2111200000260

NO.	DESCRIPTION	PART NO.	SPEED	
			ONE	TWO
1A	Upper Housing LH	N/A	-	-
1B	Upper Housing RH	N/A	-	-
3	Collar	XB-LG0544	1	1
4	Thrust Bearing	XB-BRG-013-77	1	1
5	Washer - FL 2" OD x 1.19" ID x .13" THK	XB-PW-016-62	1	1
6	Pin - DIA .38" x 2"	XA-CRP-V-06635	1	2
7	Bevel Gear	LG2884	1	1
8	Pinion Gear	LG1823-02	1	1
9	Groove Pin - DIA .38" x 1.50"	XB-GP-014-18	1	1
10	Ftg - Grease .25"-28 Self Tapping	XB-GRF-022-16	2	3
11	O-Ring	XB-RNG-021-13	1	1
12	Jack Shaft LH - Universal Mount	2111100000430	1	-
	- I-Beam Mount - 6.5"	2111100000460	1	-
	- I-Beam Mount - 10"	2111100000470	1	-
	- Conventional Mount	2111100000440	1	-
	- Reverse Mount	2111100000450	1	-
15	Top Cover	2111100000530	1	1
16	Self-Tapping Screw .25"-20 x .5" Lg	XB-STS-008-11	2	9
17	Screw, Hex Cap .38"-16 x 2.25" Lg GR5	XB-HHC-050-42	1	2
18	Self-Locking Nut .38"-16 - Sandshoe	XB-SLN-012-04	3	4
	- Low Profile RCF	XB-SLN-012-04	3	4
19	Washer .38" Std Type A	XB-PW-016-03	-	2
20	Gearbox Half, Outside w/Hole for Grease Fitting	LG2996	-	1
	Includes: (1) Idler Shaft Bushing - #34 (2) Boss Bearing - Sealed - #35	-	-	-
22	Output Gear	LG2980	-	1
23	Jackshaft RH - Universal Mount	2111100000480	-	1
	- I-Beam Mount - 6.5" Shaft	2111100000510	-	1
	- I-Beam Mount - 10.0" Shaft	2111100000520	-	1
	- Conventional Mount	2111100000490	-	1
	- Reverse Mount	2111100000500	-	1
24	Input Gear - High	LG2968	-	1
25	Input Gear - Low	LG2969	-	1
26	Groove Pin, Type E DIA .38" x 2.00" Lg	XB-GP-052-21	-	1
	Shift Shaft - Universal	LG3011-01	-	1
	- I-Beam & Conventional	LG3011-02	-	1
27	- Reverse	LG3011-03	-	1

NO.	DESCRIPTION	PART NO.	SPEED	
			ONE	TWO
30	Idler Gear	LG2975	-	1
32	Hex Lock Boss	2022100000190	-	1
33	Hex Lock Boss - Sealed	2022300000020	2	1
34	Idler Shaft Bushing	LG3005	-	2
35	Boss Bearing - Sealed	LG0659-10	-	3
	Sandshoe - 10" x 10" x 2.00"	LG0056	1	1
	- 10" x 12" x 2.00"	LG0051	1	1
	- 12" x 12" x 2.00"	LG0122	1	1
	- 10" x 10" x 2.00" HD	LG0056-02	1	1
	- 10" x 10" x 4.50"	LG0055	1	1
	- 10" x 12" x 4.50"	LG0050	1	1
	- 12" x 12" x 4.50"	LG0065-04	1	1
	- 16" x 16" x 4.50"	LG1815-05	1	1
	- 10" x 10" x 4.50" HD	LG0055-01	1	1
	- 10" x 12" x 4.50" HD	LG0065	1	1
	- 12" x 12" x 4.50" HD	LG0065-01	1	1
- 12" x 17" x 4.50" HD	LG0065-02	1	1	
39	Sandshoe Axle - Hollow Axle 8.50" Lg	LG0070-02	1	1
40	Screw, Hex Cap .38"-16 x .75" Lg GR5 - Sandshoe	XB-HHC-050-69	2	2
	Screw, Hex Cap .38"-16 x .75" Lg GR5 - Low Profile RCF	XB-HHC-050-69	2	2
41	Cushion Foot Plate	2034160000150	1	1
42	Cushion Foot Rubber	XB-LG0713	1	1
43	Bolt - Hex Head .63" -11 x 6.00"	XB-HHB-050-58	1	1
44	R.C.F. - 10" x 10"	2034200000170	1	1
45	Self-Locking Nut - .63"-11"	XB-SP0012-10	1	1
46	Cushion Foot Pad - Low Profile R.C.F.	728003	1	1
47	Low Profile R.C.F.	730640	1	1
48	Interchangeable Strap	730638	1	1
49	Bevel & Pinion Gear Repair Kit	RK-11682	1	1
50	Gear Box Repair Kit	RK-11683	-	1
51	Black Armour™ Touchup Kit (not shown)	RK-10919	1	1





## SAF-HOLLAND ATLAS 55 SPECIFICATIONS AND DIMENSIONS

# ATLAS 55™ SPECIFICATIONS

**CAPACITIES**

55,000 lbs. Lift Capacity  
(100 ft./lbs. Input Torque)  
170,000 lbs. Load Capacity  
30,000 lbs. Side Load Capacity

**WEIGHT**

150 lbs.  
(17" Travel, Conventional RCF,  
MRL, Reverse Shafts)

NOTE: Weight measurements  
are less hardware.

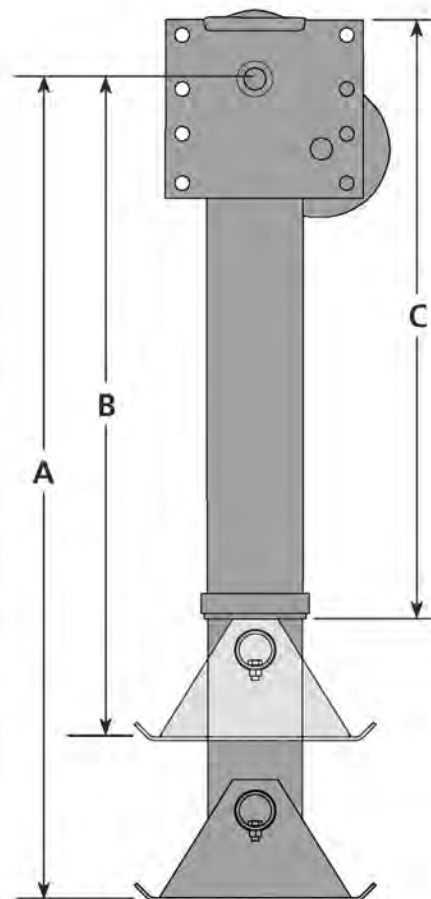
**GEARING**

4.5 Turns Per Inch - High Gear  
38.7 Turns per Inch - Low Gear

All tests in accordance with AAR and  
TTMA recommended practice

DIMENSIONS	EXTENDED LENGTH (A)	RETRACTED LENGTH (B)	UPPER LEG (C)
<b>REMOVABLE CUSHION FOOT</b>			
15.5" Travel	43.75	28.25	26.56
17" MRL Travel	46.75	29.75	28.06
17" Travel	48.75	31.75	30.06
19" Travel	51.38	32.38	30.06
<b>4.5" SANDSHOE</b>			
15.5" Travel	45.19	29.69	26.56
17" Travel	48.19	31.19	28.06
19" Travel	52.69	33.69	30.06
<b>2" SANDSHOE</b>			
15.5" Travel	42.69	27.19	26.56
17" Travel	45.69	28.69	28.06
19" Travel	50.19	31.19	30.06
<b>LOW PROFILE RCF</b>			
15.5" Travel	43.74	28.24	26.56
17" MRL Travel	45.74	28.74	28.06
17 Travel	48.74	31.74	30.06
19" Travel	51.34	32.34	30.06

MRL = Minimum Retract Length

**ATLAS™ 55 Features:****EASY OPERATION**

Constant Mesh Gearbox Design Provides Trouble-Free Shifting

Reduced Weight with Increased Structural Integrity

Specially Designed Shaft Seals Within Gearbox and Upper Housing Keep Water Out

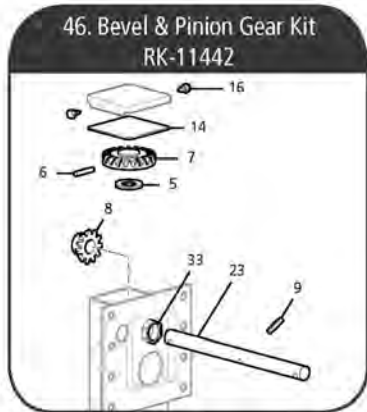
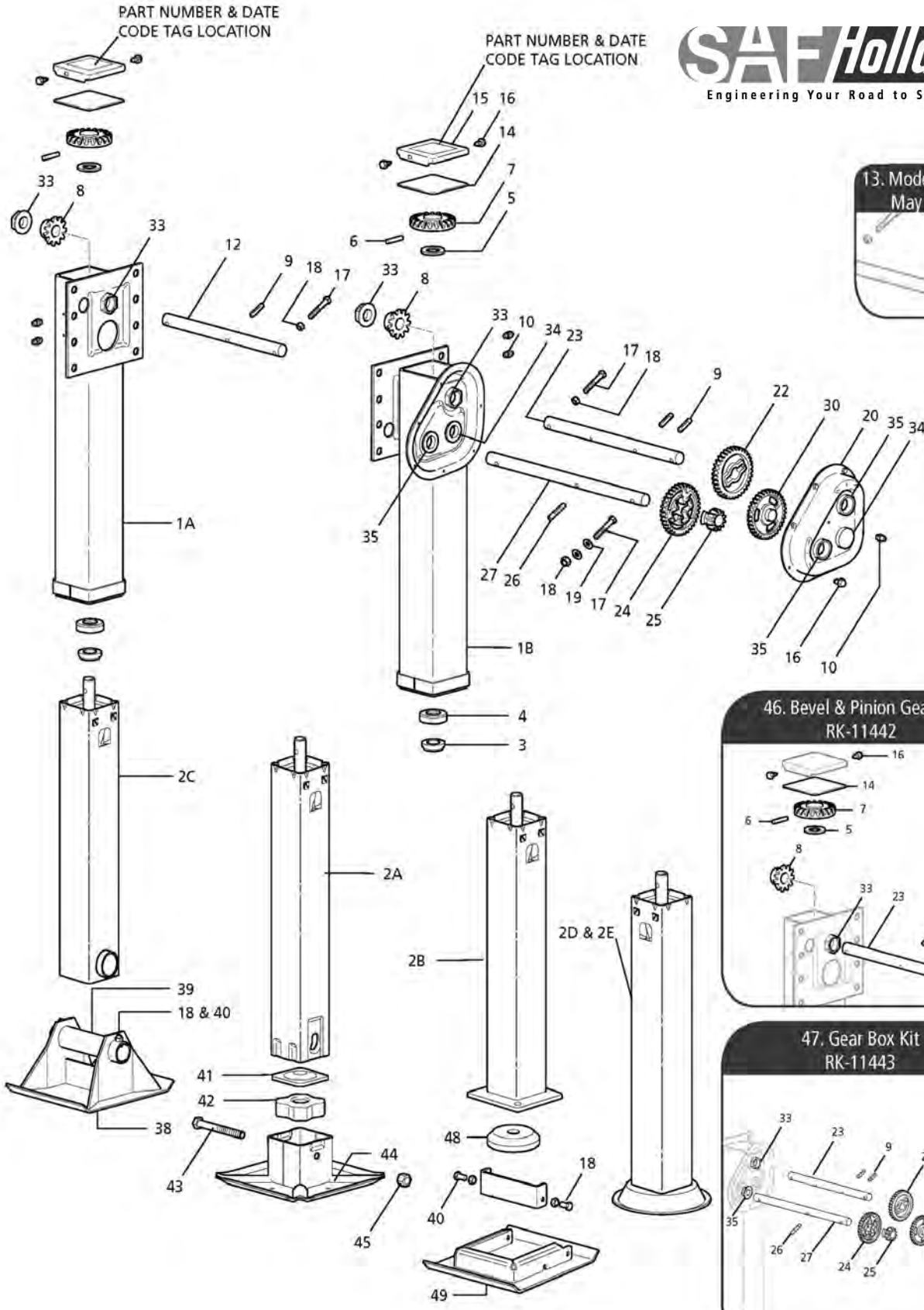
High-Strength Ductile Iron Gears

Standard 5-Year Performance Guarantee





# SAF-HOLLAND ATLAS 55 REPLACEMENT PARTS





## SAF-HOLLAND ATLAS 55 REPLACEMENT PARTS

NO.	DESCRIPTION	RETRACT TUBE CODE	TRAVEL				
			13.50"	15.50"	17"	17"*CAN.	19"
2A	Retract Tube - RCF	0 or 5 (MRL)	LG3053-01	LG3053-02	LG3053-03	LG3053-04	LG3053-05
2B	Retract Tube - Low Profile RCF	0	LG3097-01	LG3097-02	LG3097-03	N/A	NA
2C	Retract Tube - Axle	0	LG3012-01	LG3012-02	LG3012-03	N/A	LG3012-04
2D	Retract Tube - Shockfoot 10" DIA	0 or *6 (Can)	LG3061-02	LG3061-03	LG3061-04	LG3061-07	LG3061-13
2E	Retract Tube - Shockfoot 12" DIA	0 or *6 (Can)	LG3061-01	N/A	LG3061-05	LG3061-08	LG3061-14

NO.	DESCRIPTION	PART NO.	SPEED	
			ONE	TWO
1A	Upper Housing LH	N/A	-	-
1B	Upper Housing RH	N/A	-	-
3	Collar	XB-LG0544	1	1
4	Thrust Bearing	XB-BRG-013-77	1	1
5	Washer - FL 2" OD x 1.19" ID x .13" THK	XB-PW-016-62	1	1
6	Pin - DIA .38" x 2"	XA-CRP-V-06635	1	1
7	Bevel Gear	LG2884	1	1
8	Pinion Gear	LG1823-02	1	1
9	Groove Pin - DIA .38" x 1.50"	XB-GP-014-18	1	2
10	Ftg - Grease .25"-28 Self Tapping	XB-GRF-022-16	2	3
12	Jack Shaft LH - Universal Mount	LG2964-01	1	-
	- I-Beam Mount	LG2964-04	1	-
	- Conventional Mount	LG2964-02	1	-
	- Reverse Mount	LG2964-03	1	-
13	Pin - Spring DIA .25" x 1.5" (Not Required)	N/A	-	-
14	Cover Gasket	XB-LG0893	1	1
15	Top Cover	XA-LG0880	1	1
16	Self-Tapping Screw .25"-20 x .5" Lg	XB-ST5-008-11	2	9
17	Screw, Hex Cap .38"-16 x 2.25" Lg GR5	XB-HHC-050-42	1	2
18	Self-Locking Nut .38"-16 - Sandshoe	XB-SLN-012-04	2	3
	- Low Profile RCF	XB-SLN-012-04	4	5
19	Washer .38" Std Type A	XB-PW-016-03	-	2
20	Gearbox Half, Outside w/Hole for Grease Fitting	LG2996	-	1
22	Output Gear	LG2980	-	1
23	Jackshaft RH - Universal Mount	LG2963-01	-	1
	- I-Beam Mount	LG2963-04	-	1
	- Conventional Mount	LG2963-02	-	1
	- Reverse Mount	LG2963-03	-	1
24	Input Gear - High	LG2968	-	1
25	Input Gear - Low	LG2969	-	1
26	Groove Pin, Type E DIA .38" x 2.00" Lg	XB-GP-052-21	-	1
27	Shift Shaft - Universal	LG3011-01	-	1
	- I-Beam & Conventional	LG3011-02	-	1
	- Reverse	LG3011-03	-	1
30	Idler Gear	LG2975	-	1
33	Hex Lock Boss	LG2926	2	2
34	Output Shaft Bushing	LG3005	-	2
35	Boss Bearing - Sealed	LG0659-10	-	3

NO.	DESCRIPTION	PART NO.	SPEED	
			ONE	TWO
38	Sandshoe - 10" x 10" x 4.50"	50616001	1	1
	- 10" x 12" x 4.50"	50616000	1	1
	- 10" x 10" x 2.00"	50616008	1	1
	- 10" x 12" x 2.00"	50616007	1	1
39	Sandshoe Axle - Hollow Axle 8.50" Lg	LG0070-02	1	1
40	Screw, Hex Cap .38"-16 x .75" Lg GR5 - Sandshoe	XB-HHC-050-69	1	1
	Screw, Hex Cap .38"-16 x .75" Lg GR5 - Low Profile RCF	XB-HHC-050-69	2	2
41	Cushion Foot Plate	LG0725	1	1
42	Cushion Foot Rubber	XB-LG0726	1	1
43	Bolt - Hex Head .63" -11 x 5.50"	XB-HHB-050-70	1	1
44	R.C.F. - DIA 10"	LG0718-01	1	1
	- DIA 12"	LG0740-01	1	1
	- 10" x 10"	LG0732-01	1	1
45	Self-Locking Nut - .63"-11"	XB-SP0012-10	1	1
46	Bevel & Pinion Gear Repair Kit	RK-11442	1	1
47	Gear Box Repair Kit	RK-11443	-	1
48	Cushion Foot Pad - Low Profile RCF	728003	1	1
49	Interchangeable Collar - Low Profile RCF	730639	1	1
50	Black Armour™ Touchup Kit (not shown)	RK-10919	1	1





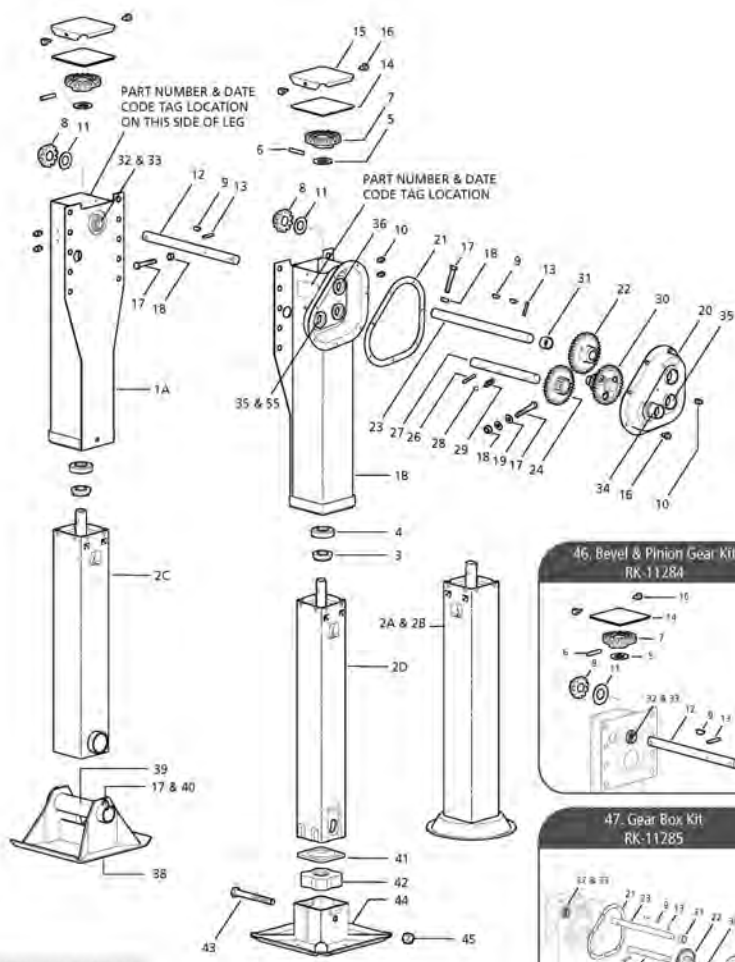
**SAF-HOLLAND MODEL 50,000 REPLACEMENT PARTS**



NO.	DESCRIPTION	RETRACT TUBE CODE	TRAVEL				
			13.50"	15.50"	17"	17" * CAN	19"
2A	Retract Tube Ass'y - DIA 10" Shock Foot	0 or *6	LG0569-02	N/A	LG0569	LG0569-01	LG0569-04
2B	Retract Tube Ass'y - DIA 12" Shock Foot	0 or *6	LG0580-01	N/A	LG0580-02	LG0580-05	LG0580-03
2C	Retract Tube Ass'y - Axle Socket	0	LG0574-01	LG0574-05	LG0574-02	N/A	LG0574-04
2D	Retract Tube Ass'y - RCF	0 or 5	N/A	N/A	LG0747-504	N/A	LG0747-505

NO.	DESCRIPTION	PART NO.	SPEED	
			ONE	TWO
1A	Upper Housing LH	N/A	-	-
1B	Upper Housing RH	N/A	-	-
3	Collar	XB-LG0544	1	1
4	Thrust Bearing	XB-BRG-013-77	1	1
5	Washer - FL 2" OD x 1.19" ID x .13" THK	XB-PW-016-62	1	1
6	Pin - DIA .38" x 2"	XB-CRP-V-06635	1	1
7	Bevel Gear	XA-LG0570-01	1	1
8	Pinion Gear	LG0531-02	1	1
9	Key - Woodruff .25" x .88"	XB-KEY-018-02	1	2
10	Ftg - Grease .25"-28 Self Tapping	XB-GRF-022-16	2	3
11	Washer - Fl 1.88" OD x 1.02" ID x .06" THK	XB-PW-016-19	1	1
12	Jack Shaft LH - Universal Mount	LG0259	1	-
	- I-Beam Mount	LG0369-01	1	-
	- Conventional Mount	LG0369-05	1	-
	- Reverse Mount	LG0436	1	-
13	Pin - Spring DIA .25" x 1.5"	XB-SP-014-27	1	1
14	Gasket	XB-LG0413	1	1
15	Cover	LG0264	1	1
16	Self-Tapping Screw - .25"-20 x .5" Lg	XB-ST5-008-11	2	9
17	Screw - Hex Hd .38"-16 x 2.25" Gr5	XB-HHC-050-42	1	2
18	Self-Locking Nut - .38"-16	XB-SLN-012-04	2	3
19	Washer - .38" Std. Type A	XB-PW-016-03	-	2
20	Gearbox Half, Outside w/Hole for Grease Fitting	XB-LG0663	-	1
20	Gearbox Half, Outside w/Grease Fitting Included	LG0663	-	1
21	Gearbox Gasket	XB-LG0428	-	1
22	Output Gear	LG0543-01	-	1
23	Jackshaft RH - Universal Mount	LG0260	-	1
	- I-Beam Standard Mount	LG0370-01	-	1
	- Conventional Mount	LG0370-05	-	1
	- Reverse Mount	LG0438	-	1
24	Input Gear - High & Low	LG0541-01	-	1
26	Groove Pin - .25" x 1.50" Lg Type E	XB-GP-014-07	-	1
27	Shift Shaft - Universal Mount	LG0261-01	-	1
	- I-Beam & Conventional Mount	LG0371-01	-	1
	- Reverse Mount	LG0437	-	1
28	Shift Lock Ball	XB-BAL-023-07	-	1
29	Shift Lock Spring	XB-SPG-020-36	-	1
30	Idler Gear	XB-LG0542-01	-	1
31	Spacer Bushing	XB-LG0219-01	-	1
32	Retainer - Hex Lock	LG2094	2	1
33	Hex Lock Boss	LG2095	2	1
34	Shift Lock Boss	XB-LG0658-01	-	1
35	Gearbox Boss	XB-LG0659-01	-	4
36	Gearbox Boss - Inside Half	XB-LG0660	-	1

NO.	DESCRIPTION	PART NO.	SPEED	
			ONE	TWO
38	Sandshoe - 10" x 10" x 4.50"	50616001	1	1
	- 10" x 12" x 4.50"	50616000	1	1
	- 10" x 10" x 2.00"	50616008	1	1
	- 10" x 12" x 2.00"	50616007	1	1
39	Sandshoe Axle - Hollow Axle 8.50" Lg	LG0070-02	1	1
40	Screw - Hex Cap .38"-16 x .25" Gr5	XB-HHC-050-69	1	1
41	Cushion Foot Plate	LG0725	1	1
42	Cushion Foot Rubber	XB-LG0726	1	1
43	Bolt - Hex Head .63"-11 x 5.50"	XB-HHB-050-70	1	1
44	R.C.F. - 10" x 10"	LG0732-01	1	1
45	Self-Locking Nut - .63"-11	XB-SP0012-10	1	1
46	Bevel & Pinion Gear Repair Kit	RK-11284	1	1
47	Gear Box Repair Kit	RK-11285	-	1
48	Black Armour™ Touchup Kit (not shown)	RK-10919	1	1



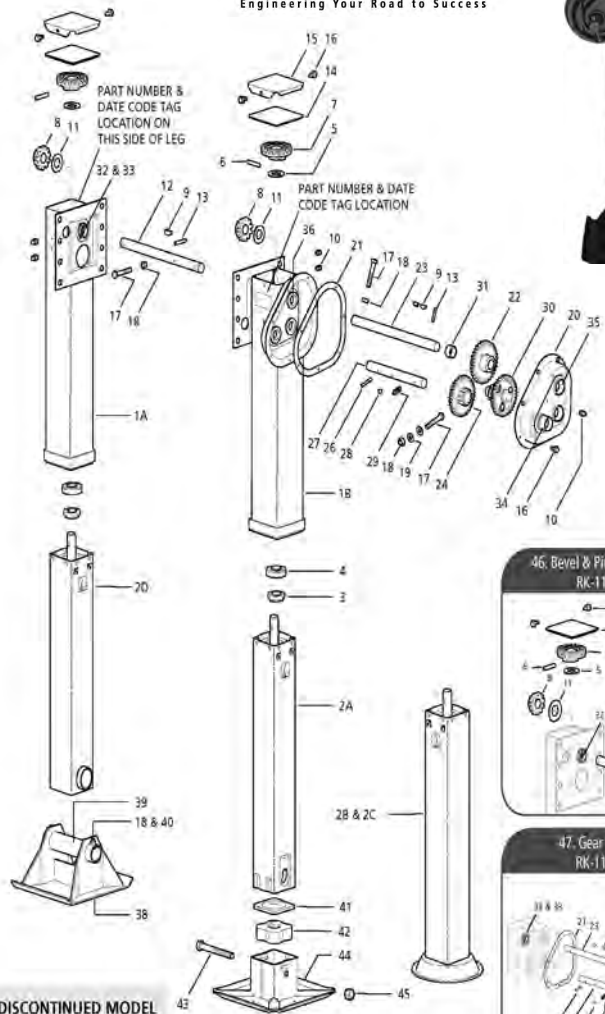
**DISCONTINUED MODEL SERVICE PARTS ONLY**  
 As of 03/2012 50000 model legs were replaced with the ATLAS 65 model



**SAF-HOLLAND MODEL 51,000 REPLACEMENT PARTS**

NO.	DESCRIPTION	PART NO.	SPEED	
			ONE	TWO
1A	Upper Housing LH	N/A	1	-
1B	Upper Housing RH	N/A	-	1
2A	Retract Tube - RCF	N/A	1	1
2B	Retract Tube - 10" Shockfoot	N/A	1	1
2C	Retract Tube - 12" Shockfoot	N/A	1	1
2D	Retract Tube - Axle	N/A	1	1
3	Collar	XB-LG0544	1	1
4	Thrust Bearing	XB-BRG-013-77	1	1
5	Washer - FL 2" OD x 1.19" ID x .13" THK	XB-PW-016-62	1	1
6	Pin - DIA .38" x 2"	XA-CRP-V-06635	1	1
7	Bevel Gear	XA-LG0570-01	1	1
8	Pinion Gear	XB-LG1823-01	1	1
9	Key - Woodruff .25" x .88"	XB-KEY-018-02	1	2
10	Ftg - Grease .25"-28 Self Tapping	XB-GRF-022-16	2	3
11	Washer - Fl 1.8" OD x 1.01" ID x .06" THK	XB-PW-016-19	1	1
12	Jack Shaft LH - Universal Mount	LG0927	1	-
	- I-Beam Mount	LG0946	1	-
	- Conventional Mount	LG0946-02	1	-
	- Reverse Mount	LG0948	1	-
13	Pin - Spring DIA .25" x 1.5"	XB-SP-014-27	1	1
14	Gasket	XB-LG0893	1	1
15	Cover	XA-LG0880	1	1
16	Self-Tapping Screw .25"-20 x .5" Lg	XB-STS-008-11	2	9
17	Screw, Hex Cap .38"-16 x 2.25" Lg GR5	XB-HHC-050-42	1	2
18	Self-Locking Nut .38"-16	XB-SLN-012-04	2	3
19	Washer .38" Std Type A	XB-PW-016-03	-	2
20	Gearbox Half - Outside w/Hole for Grease Fitting	LG0663	-	1
	- Outside w/Grease Fitting Included	XB-LG0663	-	1
21	Gearbox Gasket	XB-LG0428	-	1
22	Output Gear	LG0543-01	-	1
23	Jackshaft RH - Universal	LG0928	-	1
	- I-Beam Mount	LG0947	-	1
	- Conventional Mount	LG0947-02	-	1
	- Reverse Mount	LG0949	-	1
24	Input Gear- High & Low	LG0541-01	-	1
26	Groove Pin, Type E DIA .25" x 1.50" Lg	XB-GP-014-07	-	1
27	Shift Shaft - Universal Mount	LG0261-01	-	1
	- I-Beam & Conventional Mount	LG0371-01	-	1
	- Reverse Mount	LG0437	-	1
28	Shift Lock Ball	XB-BAL-023-07	-	1
29	Shift Lock Spring	XB-SPG-020-36	-	1
30	Idler Gear	XB-LG0542-01	-	1
31	Spacer Bushing	XB-LG0219-01	-	1
32	Retainer, Hex Lock	LG2094	2	1
33	Hex Lock Boss	LG2095	2	1
34	Shift Lock Boss	XB-LG0658-01	-	1
35	Gearbox Boss	XB-LG0659-01	-	4
36	Gearbox Boss, Inside Half	XB-LG0660	-	1

NO.	DESCRIPTION	PART NO.	SPEED	
			ONE	TWO
38	Sandshoe - 10" x 10" x 4.50"	50616001	1	1
	- 10" x 12" x 4.50"	50616000	1	1
	- 10" x 10" x 2.00"	50616008	1	1
	- 10" x 12" x 2.00"	50616007	1	1
39	Sandshoe Axle - Hollow Axle 8.50" Lg	LG0070-02	1	1
40	Screw, Hex Cap .38"-16 x .75" Lg GR5	XB-HHC-050-69	1	1
41	Cushion Foot Plate	LG0725	1	1
42	Cushion Foot Rubber	XB-LG0726	1	1
43	Bolt - Hex Head .63"-11 x 5.50"	XB-HHB-050-70	1	1
44	R.C.F. - DIA 10"	LG0718-01	1	1
	- DIA 12"	LG0740-01	1	1
	- 10" x 10"	LG0732-01	1	1
45	Self-Locking Nut - .63"-11	XB-SP0012-10	1	1
46	Bevel & Pinion Gear Repair Kit	RK-11288	1	1
47	Gear Box Repair Kit	RK-11289	-	1



**DISCONTINUED MODEL SERVICE PARTS ONLY**  
As of 09/2010  
51000 model legs were replaced with the ATLAS 55 model.





## LANDING GEAR LISTING - JOST

### JOST LANDING GEAR

#### A400 Outside Mount

# JOST

##### Part No. Description

- A400-G-17** Jost Square body with 10x10 cushion-foot shoe. 17" travel, outside mount.
- A400-G-19** Jost Square body with 10x10 cushion-foot shoe. 19" travel, outside mount.
- A400-G3-17** Jost Square body with 10x10 lo-pro cushion-foot shoe. 17" travel, outside mount.
- A400-G3-19** Jost Square body with 10x10 lo-pro cushion-foot shoe. 19" travel, outside mount.
- A400-T-17** Jost Square body with 4.5" tall 10x10 sand shoe. 17" travel, outside mount.
- A400-T-19** Jost Square body with 4.5" tall 10x10 sand shoe. 19" travel, outside mount.



#### A401 Inside Mount

- A401-G-17** Jost Square body with 10x10 cushion-foot shoe. 17" travel, inside mount.
- A401-G3-17** Jost Square body with 10x10 lo-pro cushion-foot shoe. 17" travel, inside mount.
- A401-T-14** Jost Square body with 4.5" tall 10x10 sand shoe. 14" travel, inside mount.
- A401-T-17** Jost Square body with 4.5" tall 10x10 sand shoe. 17" travel, inside mount.
- A401-T-19** Jost Square body with 4.5" tall 10x10 sand shoe. 19" travel, inside mount.
- A401-T1-17** Jost Square body with 2" tall 10x10 sand shoe. 17" travel, inside mount.



#### A441 Inside Mount

- A441-G3-17** Jost Square body with 10x10 lo-pro cushion-foot shoe. 17" travel, inside mount.(Magnum!)

#### L300

- L300-T-17** Jost Square body with 4.5" tall 10x10 sand shoe. 17" travel, outside mount.

**HA Series - Aluminum Legs, Available as Special Order.**



#### With JOST Landing Gear SETS, KITS, GEARSIDE and NONGEAR LEGS:

PUT a 'K' on the end of the part number to get the Gearside and Nongear landing along with a crank handle, brace ears, and cross shaft. **Ex: A400-T-17K**

Put an 'S' on the end to get just the gearside and nongear legs - legs only. **Ex: A400-T-17S**

For a **gearside leg**, put a 'RH' on the end of the part number. **Ex: A400-T-17RH**

For a **nongear leg**, put a 'LH' on the end of the part number. **Ex: LG4001-71LH**

If you would like a different crank handle than what comes in the kit, many landing gear sets have that option.

**These landing gear have different leg travels and load capacities. This is a listing to let you know what we have in choices of Landing Gear. All of these Landing Gear have more part numbers than the ones listed here, changing the footwear, travel, or capacity. As your landing gear headquarters, we add new legs all the time!**



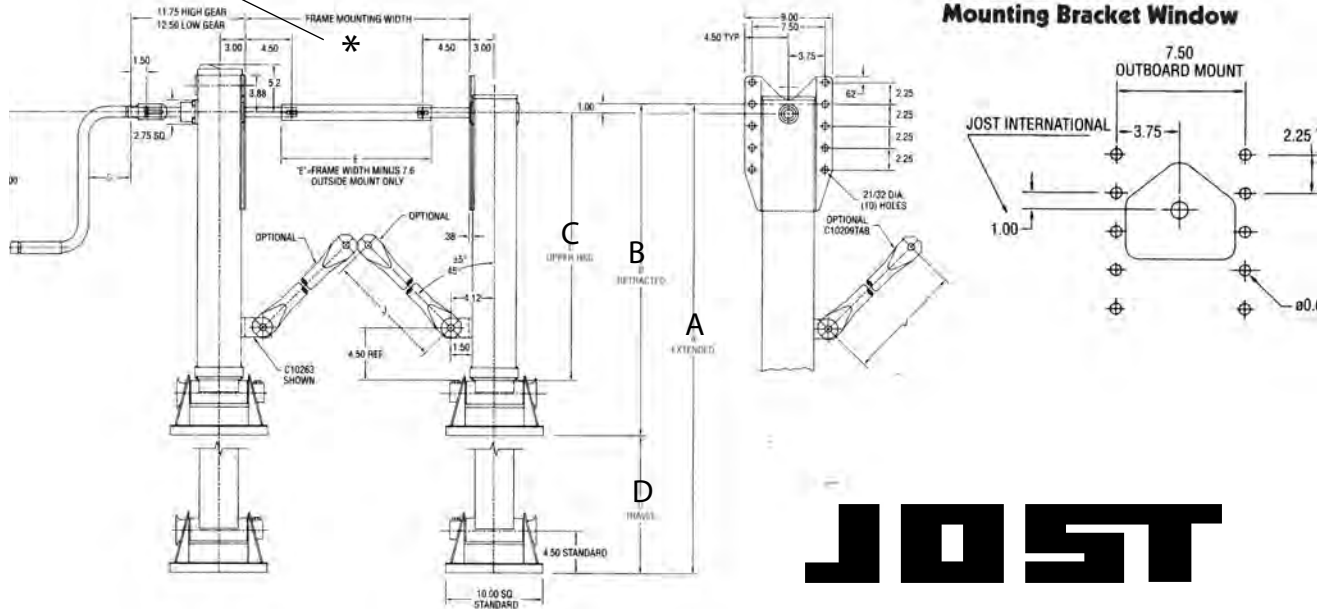


## JUST LANDING GEAR SPECIFICATIONS

Just landing gear meet all AAR and TTMA specifications

**\*Note 1: The gearside leg is taller than the non-gearside leg by 2.79" in overall length of the entire housing.**

**\*\*Note 2 - The inside mount legs come with a shorter cross-shaft.**



### 5-Year Warranty!

When properly applied and installed, these legs are warranted to be free of defects in materials and workmanship under normal use and service for a period of five years.

# JUST

#### Specifications:

**Gearing:** 3.5 turns to the inch in high gear  
32 turns to the inch in low gear.

**Weight:** 177 pounds (Cushion Foot model)  
188 pounds (Sandshoe model)

**Certification:** Meet and/or exceed all TTMA/AAR specifications.

#### Features:

**Mount:** All mounts available, universal, inside or outside trailer frame.

**Gearbox:** No external gearbox! The gearing mechanism is an integral part of one sturdy leg column-streamlined and protected from road wear.

**Legs:** Nonlinear analysis was employed to determine the optimum grade of high strength low alloy steel for the landing gear. Finite analysis yielded the ideal shape.

**Load Capacities Per Pair:** -at 100 ft. lbs input torque

**Lifting Capacity:** 50,000 lbs.

**Static Load Capacity:** 160,000 lbs.

**Side Load Capacity:** 29,000 lbs.

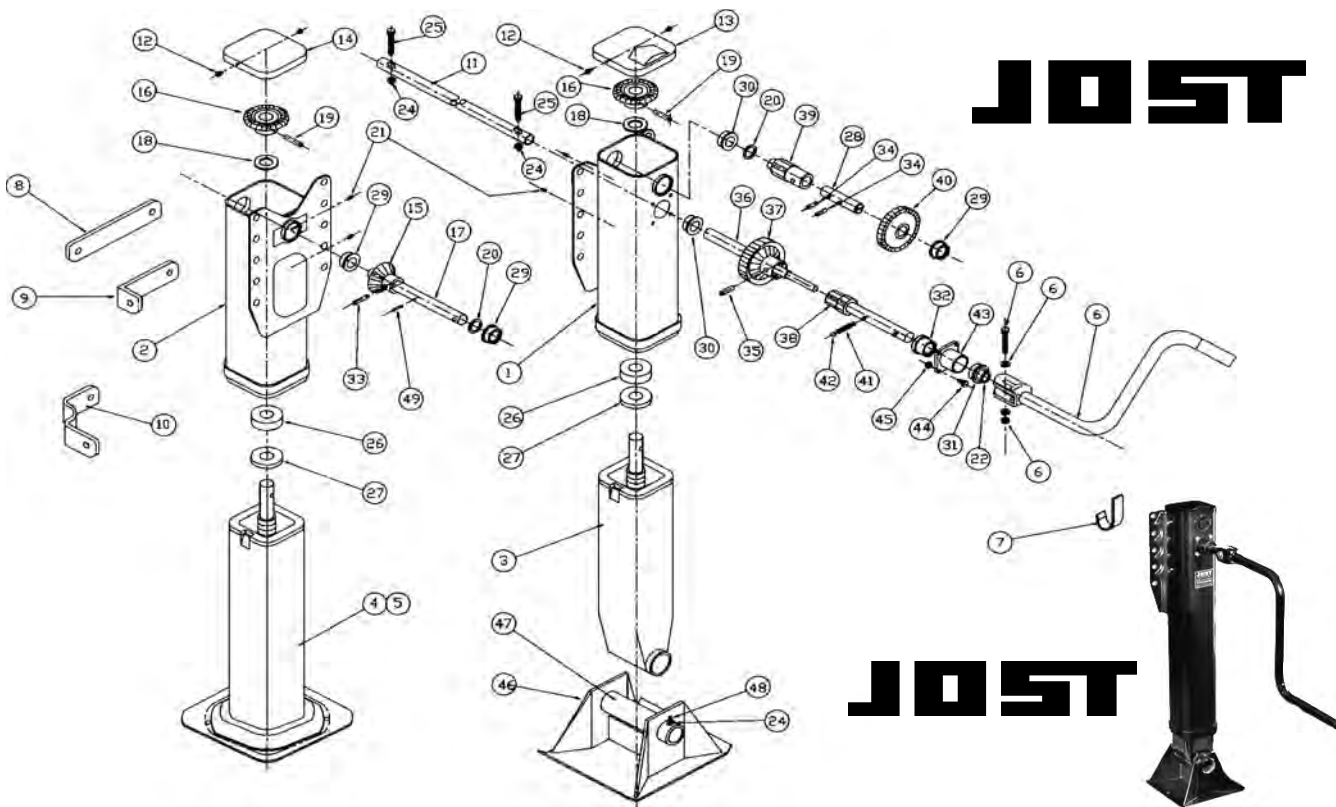
#### Travel Option Dimensions:

D	A	B	C
Travel	Extended	Retracted	Upper Hsg.
14"	42 <sup>5</sup> / <sub>8</sub> "	28 <sup>5</sup> / <sub>8</sub> "	21 <sup>5</sup> / <sub>16</sub> "
17"	48 <sup>5</sup> / <sub>8</sub> "	31 <sup>5</sup> / <sub>8</sub> "	24 <sup>5</sup> / <sub>16</sub> "
19"	52 <sup>5</sup> / <sub>8</sub> "	33 <sup>5</sup> / <sub>8</sub> "	26 <sup>5</sup> / <sub>16</sub> "





**JUST LANDING GEAR REPLACEMENT PARTS**



Item	Part No.	Qty.	Description
1	See Table	1	Outer Housing, 2 Speed
2	See Table	1	Outer Housing, 1 Speed
3	See Table	2	Inner Leg Ass'y, Standard
4	See Table	2	Inner Leg Ass'y, 10" Cushion
5	See Table	2	Inner Leg Ass'y, 12" Cushion
6	C10067.2	1	Standard Craml w/Hardware
7	B10261	1	Crank hanger
8	C10262	2	Brace Lug, Flat
9	C10263	2	Brace Lug - 90 Degree
10	C10108	2	Brace Lug - W
11	B10066	1	Intermediate Cross Shaft
12	A10059.1	4	Cover Screw
13	C10217	1	Cover - 2 Speed
14	C10259	1	Cover - 1 Speed
15	C10177	1	Pinion Gear
16	C10155	2	Bevel Gear
17	B10130	1	Pinion Shaft - 1 Speed
18	A10102	2	Thrust Washer
19	A10052.3	2	Grooved Pin
20	A10218	2	Spacer Washer
21	A10040	4	Grease Fitting
22	A10283	1	Grease Seal
23	C10209	4	Strut Brace (not shown)
24	A10038.7	4	Self Locking Nut
25	A10037.1	2	Cross Shaft Bolt - 3/8" x 2" Gr5
26	A10033	2	Thrust Bearing

Item	Part No.	Qty.	Description
27	A10101	2	Collar
28	A10212	1	Output Shaft
29	A10255	3	Bushing
30	A10255	2	Bushing
31	A10249	1	Detent Bushing
32	A10247	1	Bushing
33	A10054.3	1	Roll Pin - 3/8" x 1 1/2"
34	A10260.1	2	Spiral Pin
35	A10054.7	1	Roll Pin - 3/8" x 1 3/4"
36	B10236	1	Output Cluster Shaft
37	C10234	1	Output Cluster gear
38	C10233	1	Input Gear Shaft
39	C10078	1	Output Spur Gear
40	C10085	1	Input Spur Gear
41	A10049	1	Detent Spring
42	A10048	2	Detent Ball
43	B10229S	1	Shift Housing
44	A10230	4	Shift Housing Bolt
45	A10038.6	4	Self Locking Nut
46	C10035	2	Shoe - 10" x 10" x 4 1/2" Standard
46	C10135	2	Shoe - 10" x 10" x 2"
46	C10256	2	Shoe - 10" x 12" x 4 1/2"
46	C10257	2	Shoe - 10" x 12" x 2"
47	B10036	2	Shoe Axle
48	A10037.3	2	Hex head Bolt
49	A10054.6	2	Roll Pin - 1/4" x 1 1/4"

**SHOE REPAIR KIT  
FOR 10" SQ. CUSH FOOT  
Part No. C10717K**

Consists of: B10148 rubber cushion, B10149 retainer plate, C10145.1 housing (2), C10150 base (10")



**Part No. B10229S**  
**Shift Housing Kit - Includes #'s**  
**A10283, A10249,**  
**A10247, A10048,**  
**A10049, B10229,**  
**Item #'s 22, 31, 32, 41, 42, 43**

**Part No. B10285**  
**Shaft Housing**  
**Assembly -**  
**Includes #'s**  
**B10229S, C10233**  
**and Item # 38.**



## LANDING GEAR LISTING - FLEETCRAFT

### FLEETCRAFT LANDING GEAR



#### Classic - The Original!

**Part No.    Description**

- 1013912**    Fleetcraft 2-shaft with 10x10 4.5" tall sand shoe. 16.87" travel, universal mount.
- 1013916**    Fleetcraft 2-shaft with 10x10 round cushion foot shoe. 16.87" travel, universal mount.
- 1013932**    Fleetcraft 2-shaft with 10x10 2.5" tall low profile sand shoe. 16.87" travel, universal mount.



#### Classic - Three Shaft

- 1013962**    Fleetcraft 3-shaft with 10x10 4.5" tall sand shoe. 16.87" travel, universal mount.
- 1013964**    Fleetcraft 3-shaft with 10x10 2.5" tall low profile sand shoe. 16.87" travel, universal mount.



#### The J-Model - Internal Gearing

- 1013992**    Fleetcraft J-model, internal gears with 4.5" tall 10x10 sand shoe. 17" travel, outside mount.
- 1013993**    Fleetcraft J-model, internal gears with 10x10 cushion-foot shoe. 17" travel, outside mount.
- 1013994**    Fleetcraft J-model, internal gears with 10x10 lo-pro cushion-foot shoe. 17" travel, inside mount.
- 1013995**    Fleetcraft J-model, internal gears with 4.5" tall 10x10 sand shoe. 17" travel, universal mount.
- 1013996**    Fleetcraft J-model, internal gears with 4.5" tall 10x10 sand shoe. 19" travel, outside mount.
- 1013997**    Fleetcraft J-model, internal gears with 2" tall 10x10 sand shoe. 17" travel, outside moun
- 1013998**    Fleetcraft J-model, internal gears with 10x10 lo-pro cushion-foot shoe. 17" travel, universal mount.



#### With FLEETCRAFT Landing Gear SETS, KITS, GEARSIDE and NONGEAR LEGS:

PUT a 'K' on the end of the part number to get the Gearside and Nongear landing along with a crank handle, brace ears, and cross shaft. **Ex: 1013912K**

Put NOTHING on the end to get just the gearside and nongear legs - legs only. **Ex: 1013912**

For a **gearside leg**, put a '-2' on the end of the part number. **Ex: 1013912-2**

For a **nongear leg**, put a '-1' on the end of the part number. **Ex: 1013912-1**

If you would like a different crank handle than what comes in the kit, many landing gear sets have that option.

**These landing gear have different leg travels and load capacities. This is a listing to let you know what we have in choices of Landing Gear. All of these Landing Gear have more part numbers than the ones listed here, changing the footwear, travel, or capacity. As your landing gear headquarters, we add new legs all the time!**



## FLEETCRAFT CLASSIC LANDING GEAR SPECIFICATIONS

THE ORIGINAL!

These are the legs that started it all!



### Specifications

**Gearing:** 3.2 turns to the inch in high gear / 19.3 turns to the inch in low gear.

**Weight:** 159 pounds (Cushion Foot model) / 171 pounds (Sandshoe model)

**Certification:** Fleetcraft models meet and/or exceed all TTMA/AAR specifications.

**Mount:** Universal mount - fits inside or outside trailer frame.

**Gearbox:** Permanently sealed with special formula grease for longer maintenance-free operation of *Constant Mesh* Gearing

**Housings:** Upper and lower housings manufactured from high strength 80,000 lb yield steel.

**5 Year material and defects warranty!**

### Two-Shaft: The Original!

**Lifting Capacity 39,000 lbs. / Ultimate Load 140, 000 lbs. / Side Load 27,000 lbs.**

#### PART NO.

#### DESCRIPTION

**1013912**

Universal Mount. Constant mesh gearing.  
Square leg with 10x10x4 sandshoe.

**1013916**

Universal Mount. Constant mesh gearing.  
Square leg with 10x10 round cushion foot.

**1013932**

Universal Mount. Constant mesh gearing.  
Square leg with 10x10x2.5 low-profile sandshoe.

ALL Have:

8 hole bolt pattern, TTMA mounting.  
16.87" travel. Gearbox grease protection -65° to 250°F.



### Three-Shaft: Superior Quality 3-shaft landing gear from Fleetcraft.

#### PART NO.

#### DESCRIPTION

**1013962**

Universal Mount. Constant mesh gearing.  
Square leg with 10x10x4 sandshoe.  
8 hole bolt pattern. Reinforcing ring on upper leg.  
16.87" travel. Superior anti-rust finish coat.  
Minimum Capacities: Lifting - 50,000 lbs. Static - 160,000 lbs.



#### PART NO.

#### DESCRIPTION

**1013964**

Universal Mount. Constant mesh gearing. Square leg with  
10x10x2.5 sandshoe. 8 hole bolt pattern. Reinforcing ring on  
upper leg. 16.87" travel. Superior anti-rust finish coat.  
Minimum Capacities: Lifting - 50,000 lbs. Static - 160,000 lbs.

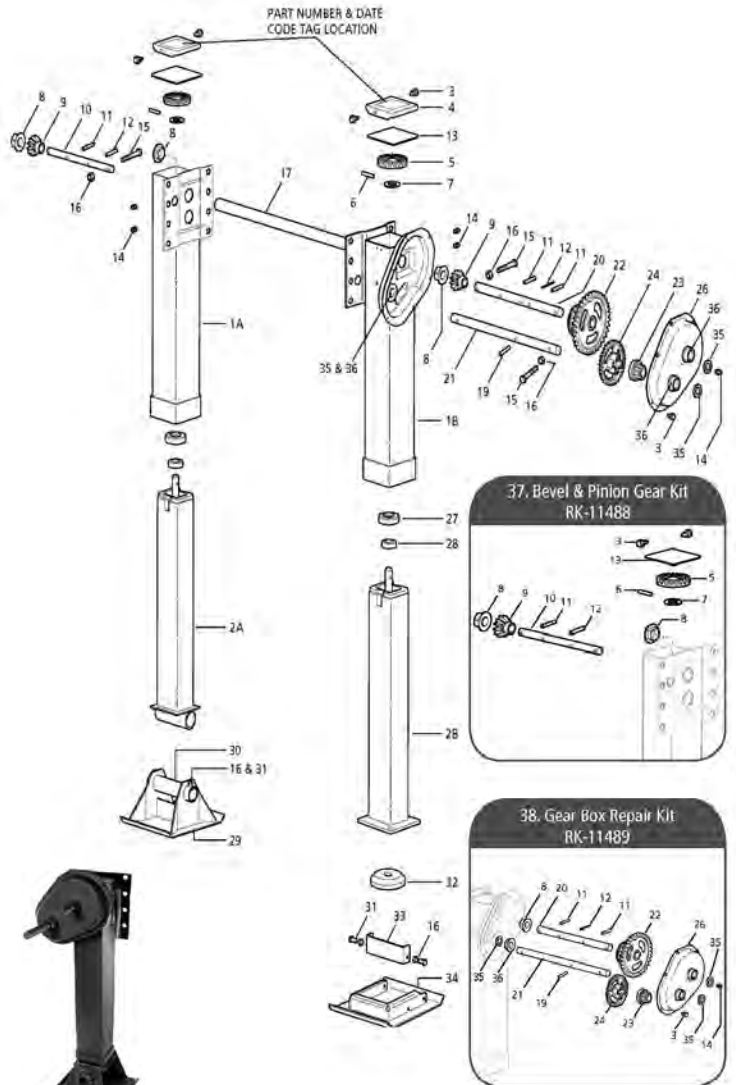
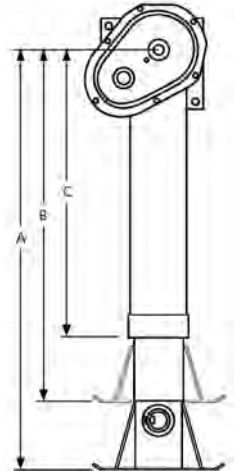


# FLEETCRAFT CLASSIC LANDING GEAR REPLACEMENT PARTS

NO.	DESCRIPTION	TRAVEL	
		17"	19"
2A	Lower Leg Assy - Sandshoe	LG3012-03	LG3012-04
2B	Lower Leg Assy - Low Profile RCF	LG-742913	LG-742927

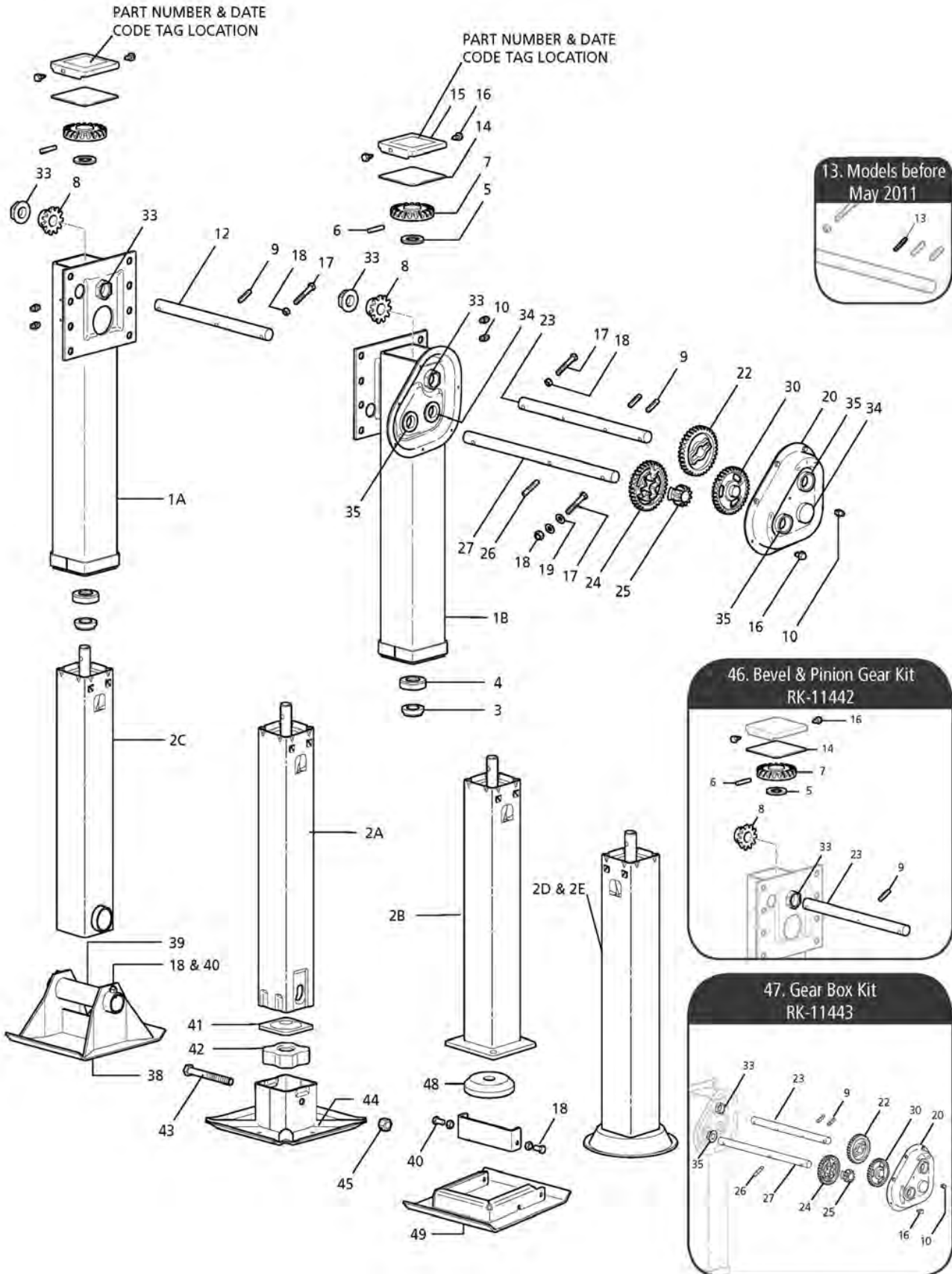
NO.	DESCRIPTION	PART NO.	SPEED	
			ONE	TWO
1A	Upper Leg Assy LH	N/A	1	-
1B	Upper Leg Assy RH	N/A	-	1
3	Self-Tapping Screw - .25"-.20 x .50"	XB-ST5-008-11	2	8
4	Cover	XA-LG0880	1	1
5	Bevel Gear	LG2884	1	1
6	Pin - .38" x 2"	XA-CRP-V-06635	1	1
7	Flat Washer	XB-PW-016-62	1	1
8	Hex Lock Boss	LG2926	2	1
9	Pinion Gear	LG1823-02	1	1
10	Jack Shaft LH - Universal Mount	LG-750004-01	1	-
	- I-Beam	LG-750004-04	1	-
	- Extended I-Beam	LG-750004-05	1	-
	- Conventional Mount	LG-750004-02	1	-
	- Reverse Mount	LG-750004-03	1	-
11	Groove Pin - DIA .38" x .50" - Type E	XB-GP-014-18	1	2
12	Spring Pin - DIA .25" x 1.50"	XB-SP-014-27	1	1
13	Cover Gasket	XB-LG0893	1	1
14	Grease Fitting	XB-GRF-022-16	2	3
15	Hex Head Screw - .38"-16 x .25" GR 5	XB-HHC-050-42	1	2
16	Self-Locking Nut - .38"-16 Grade B - Cross Drive Shaft	XB-SLN-012-04	1	2
	- .38"-16 Grade B - Sandshoe	XB-SLN-012-04	1	1
	- .38"-16 Grade B - Low Profile RCF	XB-SLN-012-04	2	2
17	Cross Drive Shaft	LG0094-XXX	1	-
19	Groove Pin - .31" x 1.50"	725046	-	1
20	Jack Shaft RH - Universal Mount	LG-750002-01	-	1
	- I-Beam	LG-750002-04	-	1
	- Extended I-Beam	LG-750002-05	-	1
	- Conventional Mount	LG-750002-02	-	1
	- Reverse Mount	LG-750002-03	-	1
21	Shift Shaft - Universal Mount	LG-751175-01	-	1
	- Conventional Mount & I-Beam	LG-751175-02	-	1
	- Reverse Mount	LG-751175-03	-	1
22	Output Gear	750009	-	1
23	Input Gear - Low	751173	-	1
24	Input Gear - High	751174	-	1
26	Gearbox Assy - Outside Half	LG-741158	-	1
27	Thrust Bearing	XB-BRG-013-77	1	1
28	Collar	XB-LG0544	1	1
29	Sandshoe - 10" x 10" x 4.5"	LG0055	1	1
	- 10" x 10" x 2.0"	LG0056	1	1
30	Axle Assy	LG0070-02	1	1
31	Hex Cap Screw - .38"-16 x .75" GR 5 - Sandshoe	XB-HHC-050-69	1	1
	- .38"-16 x 1" GR - Low Profile RCF	201205	2	2
32	Rubber Pad	728003	1	1
33	Strap	730638	1	1
34	Low Profile RCF - 10" x 10"	730640	1	1
35	Oil Seal - 1" Shaft	XB-SEL-030-17	-	3
36	Gear Box Boss	XB-LG0659	-	3
37	Bevel & Pinion Gear Kit - Universal	RK-11488	1	1
38	Gear Box Repair Kit - Universal	RK-11489	-	1
39	Black Armour™ Touchup Kit (not shown)	RK-10919	1	1

	EXTENDED LENGTH (A)	RETRACTED LENGTH (B)	UPPER LEG (C)
<b>REMOVABLE CUSHION FOOT LOW PROFILE</b>			
14" Travel (14.12")	43.12"	29.00"	25.50"
17" Travel (16.87")	46.00"	29.10"	28.31"
19" Travel (19.12")	48.85"	29.72"	27.75"
<b>4.5" SANDSHOE</b>			
14" Travel (14.12")	42.87"	28.75"	22.75"
17" Travel (16.87")	48.50"	31.50"	25.50"
19" Travel (19.12")	52.87"	33.75"	27.75"
<b>2" SANDSHOE</b>			
14" Travel (14.12")	40.37"	26.25"	22.75"
17" Travel (16.87")	46.00"	29.00"	25.50"
19" Travel (19.12")	50.37"	31.25"	27.75"





**FLEETCRAFT THREE-SHAFT LANDING GEAR REPLACEMENT PARTS**





**FLEETCRAFT THREE-SHAFT LANDING GEAR REPLACEMENT PARTS**

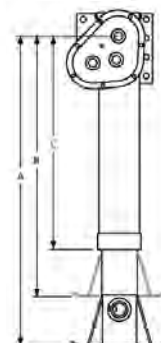
NO.	DESCRIPTION	RETRACT TUBE CODE	TRAVEL				
			13.50"	15.50"	17"	17" * CAN.	19"
2A	Retract Tube - RCF	0 or 5 (MRL)	LG3053-01	LG3053-02	LG3053-03	LG3053-04	LG3053-05
2B	Retract Tube - Low Profile RCF	0	LG3097-01	LG3097-02	LG3097-03	N/A	NA
2C	Retract Tube - Axle	0	LG3012-01	LG3012-02	LG3012-03	N/A	LG3012-04
2D	Retract Tube - Shockfoot 10" DIA	0 or *6 (Can)	LG3061-02	LG3061-03	LG3061-04	LG3061-07	LG3061-13
2E	Retract Tube - Shockfoot 12" DIA	0 or *6 (Can)	LG3061-01	N/A	LG3061-05	LG3061-08	LG3061-14



NO.	DESCRIPTION	PART NO.	SPEED	
			ONE	TWO
1A	Upper Housing LH	N/A	-	-
1B	Upper Housing RH	N/A	-	-
3	Collar	XB-LG0544	1	1
4	Thrust Bearing	XB-BRG-013-77	1	1
5	Washer - FL 2" OD x 1.19" ID x .13" THK	XB-PW-016-62	1	1
6	Pin - DIA .38" x 2"	XA-CRP-V-06635	1	1
7	Bevel Gear	LG2884	1	1
8	Pinion Gear	LG1823-02	1	1
9	Groove Pin - DIA .38" x 1.50"	XB-GP-014-18	1	2
10	Ftg - Grease .25"-28 Self Tapping	XB-GRF-022-16	2	3
12	Jack Shaft LH - Universal Mount	LG2964-01	1	-
	- I-Beam Mount	LG2964-04	1	-
	- Conventional Mount	LG2964-02	1	-
	- Reverse Mount	LG2964-03	1	-
13	Pin - Spring DIA .25" x 1.5" (Not Required)	N/A	-	-
14	Cover Gasket	XB-LG0893	1	1
15	Top Cover	XA-LG0880	1	1
16	Self-Tapping Screw .25"-20 x .5" Lg	XB-STS-008-11	2	9
17	Screw, Hex Cap .38"-16 x 2.25" Lg GR5	XB-HHC-050-42	1	2
18	Self-Locking Nut .38"-16 - Sandshoe	XB-SLN-012-04	2	3
	- Low Profile RCF	XB-SLN-012-04	4	5
19	Washer .38" Std Type A	XB-PW-016-03	-	2
20	Gearbox Half, Outside w/Hole for Grease Fitting	LG2996	-	1
22	Output Gear	LG2980	-	1
23	Jackshaft RH - Universal Mount	LG2963-01	-	1
	- I-Beam Mount	LG2963-04	-	1
	- Conventional Mount	LG2963-02	-	1
	- Reverse Mount	LG2963-03	-	1
24	Input Gear - High	LG2968	-	1
25	Input Gear - Low	LG2969	-	1
26	Groove Pin, Type E DIA .38" x 2.00" Lg	XB-GP-052-21	-	1
27	Shift Shaft - Universal	LG3011-01	-	1
	- I-Beam & Conventional	LG3011-02	-	1
	- Reverse	LG3011-03	-	1
30	Idler Gear	LG2975	-	1
33	Hex Lock Boss	LG2926	2	2
34	Output Shaft Bushing	LG3005	-	2
35	Boss Bearing - Sealed	LG0659-10	-	3

NO.	DESCRIPTION	PART NO.	SPEED	
			ONE	TWO
38	Sandshoe - 10" x 10" x 4.50"	50616001	1	1
	- 10" x 12" x 4.50"	50616000	1	1
	- 10" x 10" x 2.00"	50616008	1	1
	- 10" x 12" x 2.00"	50616007	1	1
39	Sandshoe Axle - Hollow Axle 8.50" Lg	LG0070-02	1	1
40	Screw, Hex Cap .38"-16 x .75" Lg GR5 - Sandshoe	XB-HHC-050-69	1	1
	Screw, Hex Cap .38"-16 x .75" Lg GR5 - Low Profile RCF	XB-HHC-050-69	2	2
41	Cushion Foot Plate	LG0725	1	1
42	Cushion Foot Rubber	XB-LG0726	1	1
43	Bolt - Hex Head .63" -11 x 5.50"	XB-HHB-050-70	1	1
44	R.C.F. - DIA 10"	LG0718-01	1	1
	- DIA 12"	LG0740-01	1	1
	- 10" x 10"	LG0732-01	1	1
45	Self-Locking Nut - .63"-11"	XB-SP0012-10	1	1
46	Bevel & Pinion Gear Repair Kit	RK-11442	1	1
47	Gear Box Repair Kit	RK-11443	-	1
48	Cushion Foot Pad - Low Profile RCF	728003	1	1
49	Interchangeable Collar - Low Profile RCF	730639	1	1

	EXTENDED LENGTH (A)	RETRACTED LENGTH (B)	UPPER LEG (C)
<b>REMOVABLE CUSHION FOOT</b>			
14" Travel (14.12")	43.12"	29.00"	25.50"
17" Travel (16.87")	48.62"	31.75"	28.31"
19" Travel (19.12")	53.12"	34.00"	30.56"
<b>4.5" SANDSHOE</b>			
14" Travel (14.12")	42.87"	28.75"	22.75"
17" Travel (16.87")	48.37"	31.50"	25.50"
19" Travel (19.12")	52.87"	33.75"	27.75"
<b>2" SANDSHOE</b>			
14" Travel (14.12")	40.37"	26.25"	22.75"
17" Travel (16.87")	45.87"	29.00"	25.50"
19" Travel (19.12")	50.37"	31.25"	27.75"



**Classic 3-shaft Dimensions**





## FLEETCRAFT J-MODEL LANDING GEAR SPECIFICATIONS

### THE J-MODEL! Light and Strong!-State of the Art!



#### The J-Model - Internal Gearing

- 1013992** Fleetcraft J-model, internal gears with 4.5" tall 10x10 sand shoe. 17" travel, outside mount.
- 1013993** Fleetcraft J-model, internal gears with 10x10 cushion-foot shoe. 17" travel, outside mount.
- 1013994** Fleetcraft J-model, internal gears with 10x10 lo-pro cushion-foot shoe. 17" travel, inside mount.
- 1013995** Fleetcraft J-model, internal gears with 4.5" tall 10x10 sand shoe. 17" travel, universal mount.
- 1013996** Fleetcraft J-model, internal gears with 4.5" tall 10x10 sand shoe. 19" travel, outside mount.
- 1013997** Fleetcraft J-model, internal gears with 2" tall 10x10 sand shoe. 17" travel, outside moun
- 1013998** Fleetcraft J-model, internal gears with 10x10 lo-pro cushion-foot shoe. 17" travel, universal mount.

The difference between this landing gear design and other products is obvious right from the first glance: there is no external gearbox! The gearing mechanism is an integral part of the sturdy leg column which protects the gearing from abuse and most importantly minimizes significantly water intrusion which is a very damaging element to landing gear with external gear housings.

#### Features:

**Mount:** All mounts available, universal, inside or outside trailer frame.

**Gearbox:** No external gearbox! The gearing mechanism is an integral part of one sturdy leg column-streamlined and protected from road wear.

**Legs:** Nonlinear analysis was employed to determine the optimum grade of high strength low alloy steel for the landing gear. Finite analysis yielded the ideal shape.

#### Load Capacities Per Pair:

**Lifting Capacity:**50,000 lbs.

**Static Load Capacity:**160,000 lbs.

**Side Load Capacity:**29,000 lbs.

#### Gear Ratio

**Low Gear.....32 Turns = 1" travel**

**High Gear.....3.5 Turns = 1" travel**

Fleetcraft landing gear meet all AAR and TTMA specifications

*Note: The gearside leg is taller than the non-gearside leg by 2.79" in overall length of the entire housing.*

#### 5-Year Warranty!

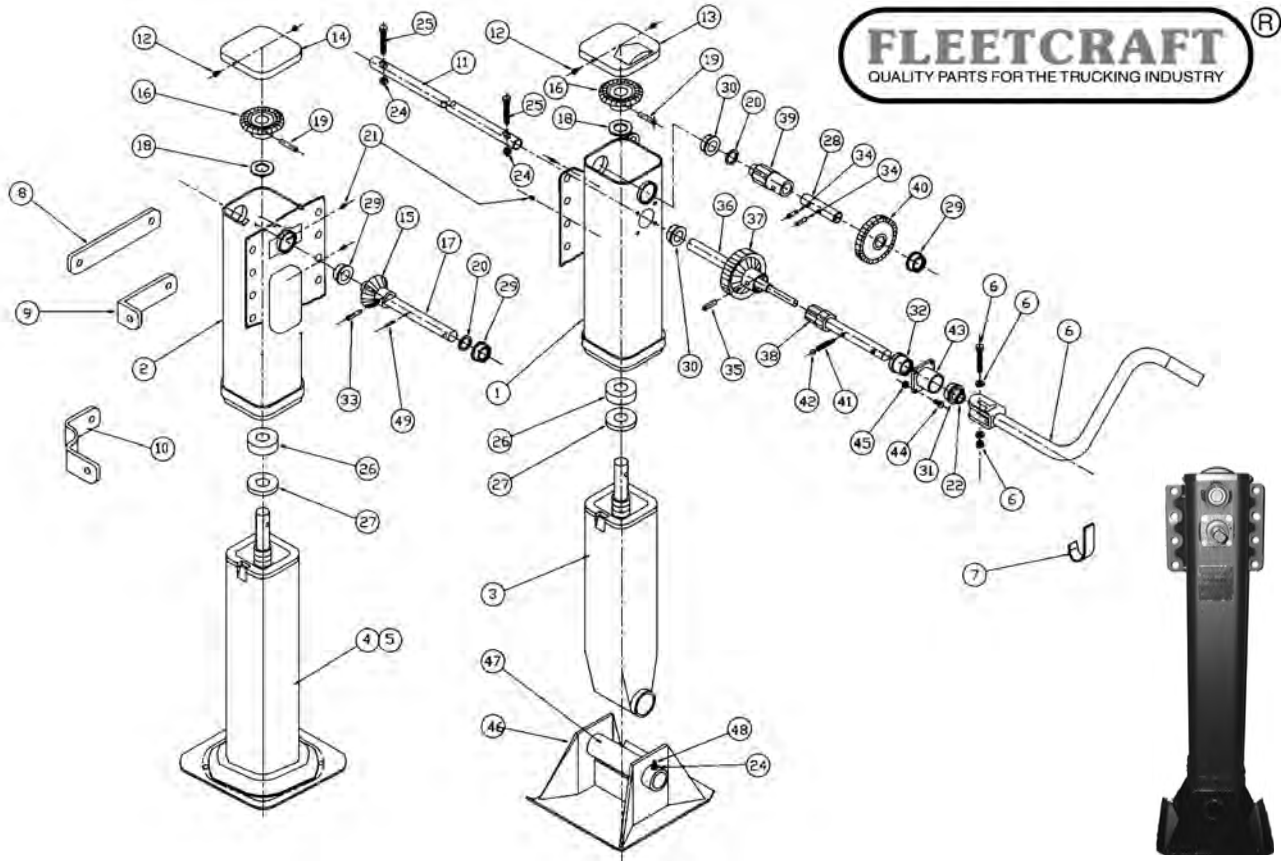
When properly applied and installed, these legs are warranted to be free of defects in materials and workmanship under normal use and service for a period of five years.







## FLEETCRAFT J-MODEL LANDING GEAR REPLACEMENT PARTS



Item	Part No.	Qty.	Description
1	----	1	Outer Housing, 2 Speed
2	----	1	Outer Housing, 1 Speed
3	----	2	Inner Leg Ass'y, Standard
4	----	2	Inner Leg Ass'y, 10" Cushion
5	----	2	Inner Leg Ass'y, 10" Cushion
6	C10067.2	1	Standard Crankl w/Hardware
7	B10261	1	Crank hanger
8	C10262	2	Brace Lug, Flat
9	C10263	2	Brace Lug - 90 Degree
10	C10108	2	Brace Lug - W
11	B10066	1	Intermediate Cross Shaft
12	A10059.1	4	Cover Screw
13	C10217	1	Cover - 2 Speed
14	C10259	1	Cover - 1 Speed
15	C10177	1	Pinion Gear
16	C10155	2	Bevel Gear
17	B10130	1	Pinion Shaft - 1 Speed
18	A10102	2	Thrust Washer
19	A10052.3	2	Grooved Pin
20	A10218	2	Spacer Washer
21	A10040	4	Grease Fitting
22	A10283	1	Grease Seal
23	C10209	4	Strut Brace (not shown)
24	A10038.7	4	Self Locking Nut
25	A10037.1	2	Cross Shaft Bolt - 3/8" x 2" Gr5
26	A10033	2	Thrust Bearing

Item	Part No.	Qty.	Description
27	A10101	2	Collar
28	A10212	1	Output Shaft
29	A10255	3	Bushing
30	A10255	2	Bushing
31	A10249	1	Detent Bushing
32	A10247	1	Bushing
33	A10054.3	1	Roll Pin - 3/8" x 1 1/2"
34	A10260.1	2	Spiral Pin
35	A10054.7	1	Roll Pin - 3/8" x 1 3/4"
36	B10236	1	Output Cluster Shaft
37	C10234	1	Output Cluster gear
38	C10233	1	Input Gear Shaft
39	C10078	1	Output Spur Gear
40	C10085	1	Input Spur Gear
41	A10049	1	Detent Spring
42	A10048	2	Detent Ball
43	B10229	1	Shift Housing
44	A10230	4	Shift Housing Bolt
45	A10038.6	4	Self Locking Nut
46	C10035	2	Shoe - 10" x 10" x 4 1/2" Standard
46	C10135	2	Shoe - 10" x 10" x 2"
46	C10256	2	Shoe - 10" x 12" x 4 1/2"
46	C10257	2	Shoe - 10" x 12" x 2"
47	B10036	2	Shoe Axle
48	A10037.3	2	Hex head Bolt
49	A10054.6	2	Roll Pin - 1/4" x 1 1/4"

### Part No. B10229S

Shift Housing Kit - Includes #'s

A10283, A10249, A10247, A10048, A10049, B10229

Item #'s 22, 31, 32, 41, 42, 43

### Part No. B10285

Shaft Housing Assembly - Includes #'s

B10229S, C10233

(The Kit to the Left! and Item # 38.)



## LIGHT DUTY COMMERCIAL JACKS AND LANDING GEAR

### Converter Dolly Jack

**Part No.:** JS-300-J  
 Static Load Capacity: 1,200 lbs.  
 Retracted Length: 29.4"  
 Extended Length: 44.4"  
 Wheel Size: 5"x2" Steel  
 Weight: Approx. 36 lbs.

Wheel Assembly Only (Before 5/12)

**Part No.:** XA-V-350

Wheel Assembly Only (After 5/12)

**Part No.:** LG2605

**Part No. JS-300-B**  
 (No Footware) 23.7" - 38.7"



**SAF Holland**  
 Engineering Your Road to Success

### Single Drop Leg

**Part No.:** JS150-SB  
 Static Load Capacity 25,000 lbs.  
 Retracted Length: 29.75"  
 Extended Length: 54.75"  
 Weight: Approx 50 lbs.  
 Holes placed 2 inches apart on lower leg allow the pin to be inserted for supporting 25,000 pounds.

**SAF Holland**  
 Engineering Your Road to Success



### Anti-Nosedive Jack

**Part No. LG1870 (Fully Assembled!)**

Non-lifting support jack prevents upending of trailers when not connected to a truck during loading and unloading.

Unique hole pattern in the outer housing and retract tube provides maximum adjustment.

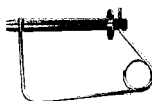
10,000 lbs. vertical load rating.

**PINS FOR ANTI-NOSEDIVE JACKS -**

Tempered spring steel lock.

Part No.	Dia.	Length
1012039-1/2	1/2"	4"
1012039-5/8	5/8"	4"
1012039-3/4	3/4"	4"

**SAF Holland**  
 Engineering Your Road to Success



### Full Crank Jacks

**Part No.:** LG9700-71000000  
 Static Load Capacity: 15,000 lbs.  
 Lift Capacity: 10,000 lbs.  
 Retracted Length: 25.125"  
 Extended Length: 42.125"  
 Crank Travel: 17"  
 Foot Pad: 8" x 10"



**Part No.:** LG8700-313072000  
 SPRING LOADED!  
 Static Load Capacity: 12,000 lbs.  
 Lift Capacity: 10,000 lbs.  
 Retracted Length: 24.38"  
 Extended Length: 49.88"  
 Crank Travel: 13.5" travel / 12" drop  
 Drop Increments: 4"



**Part No.:** LGD700-212072000  
 Dual Pin without spring.  
 Static Load Capacity: 20,000 lbs.  
 Lift Capacity:@50 ft./lbs. torq. input 6,000 lbs.  
 Lift Capacity:@100 ft./lbs. torq. input 12,500 lbs.  
 Retracted Length: 24<sup>3</sup>/<sub>8</sub>"  
 Extended Length: 50<sup>3</sup>/<sub>8</sub>"  
 Crank Travel: 12"  
 Drop Leg Travel:(Holes on 2" centers) 14"  
 Foot Pad: 9" x 9"



**Part No.:** LGD700-212072000  
 Dual Pin Spring-loaded.  
 Static Load Capacity: 20,000 lbs.  
 Lift Capacity:@50 ft./lbs. torq. input 6,000 lbs.  
 Lift Capacity:@100 ft./lbs. torq. input 12,500 lbs.  
 Retracted Length: 24<sup>3</sup>/<sub>8</sub>"  
 Extended Length: 50<sup>3</sup>/<sub>8</sub>"  
 Crank Travel: 12"  
 Drop Leg Travel:(Holes on 2" centers) 14"  
 Foot Pad: 9" x 9"

**Part No.:** LG4700-324000000 (Gearside)  
**Part No.:** LG4700-314000000 (Nongear)  
 Static Load Capacity: 25,000 lbs.  
 Lift Capacity: 25,000 lbs.  
 Retracted Length: 26.75"  
 Extended Length: 51.25"  
 Crank Travel: 13.5" travel / 12" drop  
 Drop Increments: 4"





**LOAD STABILIZER JACKS**

**Part No.: 1010181**  
 Static Load Capacity 40,000 lbs.  
 Retracted Length: 44"  
 Extended Length: 51"  
 Weight: Approx 35 lbs.  
 14" Diameter Base.  
 3" Diameter Pipe.  
*Meets OSHA requirements  
 for stabilizing trailers  
 while loading and unloading.*



**Part No.: JS-2000**  
 Static Load Capacity 62,500 lbs.  
 Lift Capacity w/ 100ft lbs = 8,000 lbs.  
 Crank Turns per inch 2.5  
 Top Pad Size 6" X 20"  
 Base Pad Size 12 X 18"  
 Wheel Size 9" diameter  
 Meets OSHA requirement  
 1910.178 k 3.



**GEAR BOXES - HOPPER APPLICATIONS**

**Grain Hopper Gearbox TIMPTE STYLE**  
 Kwik Shift Constant Mesh Gear Box  
 (shaft length is 20.13" from base.)  
**Part No. 742089**



**Grain Hopper Gearbox TIMPTE STYLE**  
 Kwik Shift Constant Mesh Gear Box  
 (shaft length is 22.63" from base.)  
**Part No. 742119**



**Grain Hopper Gearbox CORNHUSKER SHORT SHAFT**  
 Kwik Shift Constant Mesh Gear Box  
 (shaft length is 3" from base.)  
**Part No. 741805**



**LANDING GEAR BOLT KIT**

**Landing gear Bolt Kit**  
**Enough Bolts For One Leg Installation**



**Part No. 1157014**    **Description**  
 Ten (10) 5/8"-18 x 1 1/2" grade 5  
 hex bolts and nylon insert lock nuts





**REPLACEMENT LANDING GEAR COMPONENTS**

**SANDSHOES:  
STANDARD  
AND SPECIAL USE**



Part No.	Pad Size	Ground to Axle Center	Gussets	Notes
1011225	10" X 10"	4-1/2"	Single	Standard Duty
1011226	10" X 12"	4-1/2"	Single	Standard Duty
1011227	12" X 12"	2-1/2"	Single	LoPro, Std Duty
1011228	12" X 12"	4-1/2"	Single	Standard Duty
1011229	12" X 12"	4-1/2"	Double	Heavy Duty
1011230	10" X 10"	4-1/2"	Double	Heavy Duty
1011231	10" X 12"	2-1/2"	None	Low Profile
1011310	10" X 10"	1-3/4"	None	LoPro. 7ga. w/patch

**SAND SHOE AXLES**

All axles include collar assembly, except solid axles which have cotter pin and washer.



Part No.	Description	Length	Comment
1011218	Dolly Wheel Axle	15-3/8"	For wheel app.
1011219	Sand Shoe Axle	14-7/8"	Solid Axle
1011221	Sand Shoe Axle	8-1/2"	schedule 40
1011223	Sand Shoe Axle	8-1/2"	schedule 80
1011223-HD	Sand Shoe Axle	8-1/2"	schedule 160
1011232	Sand Shoe Axle	8-3/8"	Solid Axle
1011217	Collar Assembly	1/2"	collar parts only!

**WHEEL ASSEMBLY  
with center plate.**


3.625" Wide, 9" Diameter

**Part No. 1011224**

use w/ 1011218 listed above.



Part No.	Description
1190043	Axle Housing



**Cushion Foot Kit (CMS)**

Original equipment on many types of legs. 10" x 10" ground contact. Complete with rubber cushion, nuts and bolts.

**Part No. 716059**



**Cushion Foot Kit**

Original equipment on 51000 legs. 10" x 10" square removable cushion foot

**Part No. LG0048-01**



**GEAR BOX REPAIR KITS:**

- 50,000 legs  
**Part No. RK-11285**  
Mark V
- 51,000 legs  
**Part No. RK-11287**
- Part No. RK-11289**  
Constant Mesh
- Part No. RK-11291**  
Atlas 55
- Part No. RK-11443**  
Atlas 65
- Part No. RK-11683**

**SHOE REPAIR KIT FOR JOST / J-MODEL  
10" SQ. CUSH FOOT**

**Part No. C10717K**

Consists of: B10148 rubber cushion, B10149 retainer plate, C10145.1 housing (2), C10150 base (10")



**CONSTANT MESH  
GEARING KIT**

**Kit Part No. 716037 - Kit Includes:**

- 1 Low Speed Drive gear
- 1 High Speed Drive Gear
- 1 Crankshaft
- 1 5/16" x 1 1/2" Groove Pin
- 1 3/8" x 1 3/8" Roll Pin
- 1 Spacer Tube





# REPLACEMENT LANDING GEAR COMPONENTS

## CROSS SHAFTS

### 3 Piece Cross Shaft

Part No.	Description
9260-3	"A"= 53" to 72" Inner Tube Dia. 1.25" O.D. Outer 1.50"

### 1 Piece Cross Shafts

Part No.	Description
1011235	"A"=69" Fixed Length
LG0094	"A"=68" Fixed Length
LG0094-8050	"A"=80.5" Fixed Length

## LANDING GEAR HARDWARE KITS:

### Part No. SQHDWKIT

#### Kit Contents:

1011235 cross shaft,  
1014438 (7.5") crank handle and  
J4890 brace ears for square legs.

### Part No. SQHDWKIT15

#### Kit Contents:

1011235 cross shaft, 1014445  
(15")crank handle and J4890 brace  
ears for square legs.

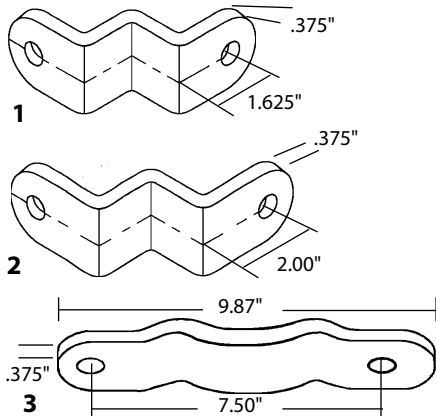
## Crank Hangers

### Part No. B10261

### Part No. XB-LG0085

## Brace Lugs

Item	Part No.	Application
1	J4890	For Square Leg
2	1190554	For Square Leg
3	1011242	For Round Leg
4	1013566	3/8" 90°
5	LG2790	Holland Mark V (Includes 2 XA-V-1938 & 1 XB-LG0085 crank)
6	1011244	Universal
7	C10108	Jost 90°
8	1011243	Straight flat lug
9	1011245	Straight flat lug
10	1011247	Great Dane plate
11	1011248	Great Dane flat lug
12	1011249	Great Dane plate



## 2 Piece Adjustable Braces

### Standard Duty

Part No.	"A" Dimension(Below)
1012589	26" to 41"
1012590	42" to 57"
1012594	25" to 34"
1012596	20" to 24"
1190656	58" to 72"

Inner Tube 1.50" O.D.,  
Outer Tube 1.75" Sched 40 Pipe



## 2 Piece Adjustable Braces

### Heavy Duty

Part No.	"A" Dimension(Above)
1012591	26" to 41"
1012592	35" to 54"
1011233	56" to 72"


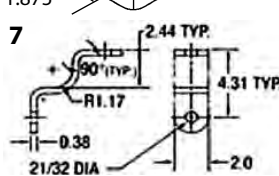
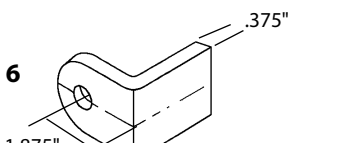
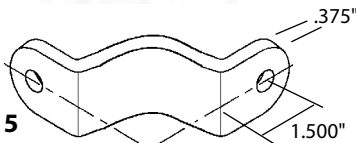
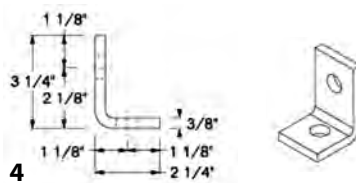
Inner Tube 2.0" O.D.,  
Outer Tube 2.0" Sched 40 Pipe



## Crank Handle Bolt Kit:

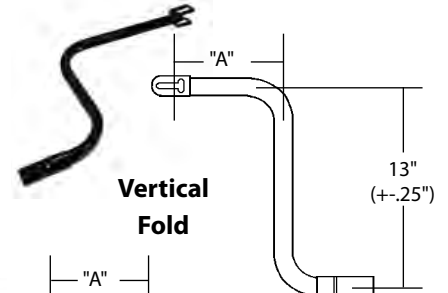
### 1157018 (Grade 5)

1 bolt 3/8-16X3, 1 nyloc nut.

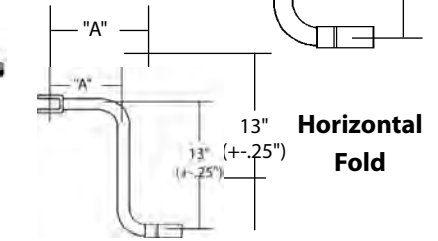


## CRANK HANDLES

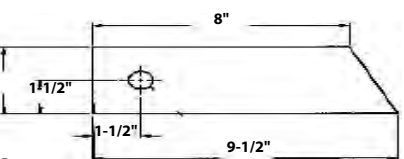
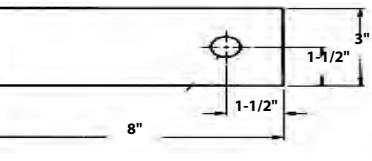
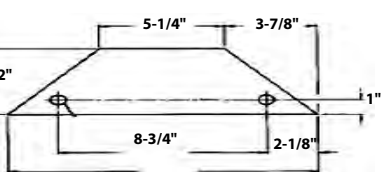
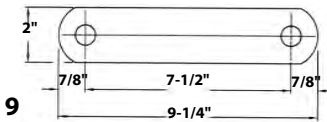
Part No.	Description	Size
1014438	Crank, Vertical Fold	7.5"
1014442	Crank, Horiz. Fold	7.5"
1014439	Crank, Vertical Fold	11.5"
1014444	Crank, Horiz. Fold	12"
1014445	Crank, Vertical Fold	15"
1014446	Crank, Horiz. Fold	15"
1014440	Crank, Vertical Fold	21"
1014441	Crank, Horiz. Fold	21"
C10591.2	Crank, Jost Horiz.	8.25"
C10591.3	Crank, Jost Horiz.	10.5"
C10592.2	Crank, Jost Vert.	8.25"
C10592.4	Crank, Jost Vert.	17.75"
C10592.5	Crank, Jost Vert.	14.75"



Vertical Fold



Horizontal Fold



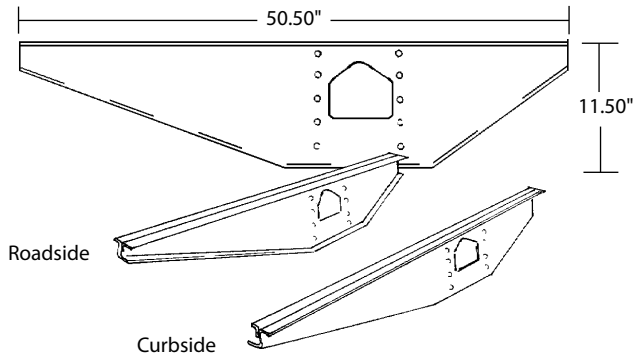
12



**REPLACEMENT LANDING GEAR COMPONENTS**

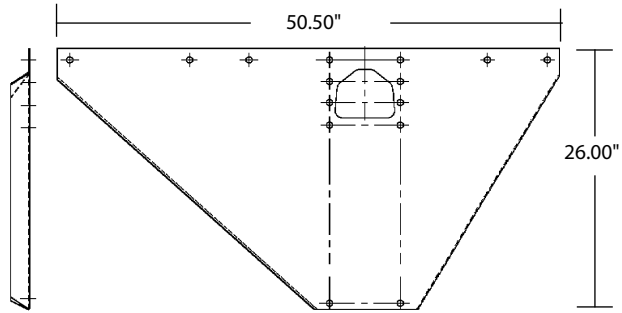
**Landing gear Bracket  
Replacement For Trailmobile**

Part No.	Description
4-A1-224L	Roadside (Shown)
4-A1-224R	Curbside



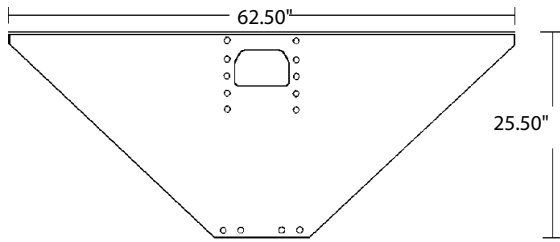
**Landing gear Bracket  
Replacement For Pines**

Part No.	Description
1011238	Roadside Pines PILGB1315R) (Shown)
1011239	Curbside Pines PILGB1315L



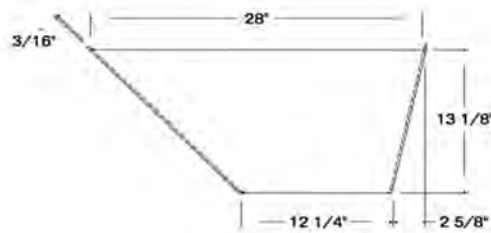
**Landing gear Bracket  
Replacement For Trailmobile**

Part No.	Description
1190545	Universal



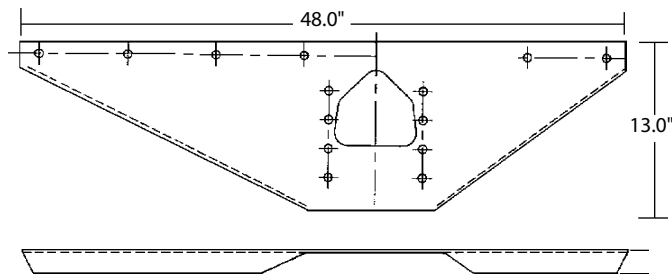
**Landing gear Bracket  
Replacement For Cheetah**

Part No.	Description
1011236	Roadside Cheetah
1011237	Curbside Cheetah (Shown)



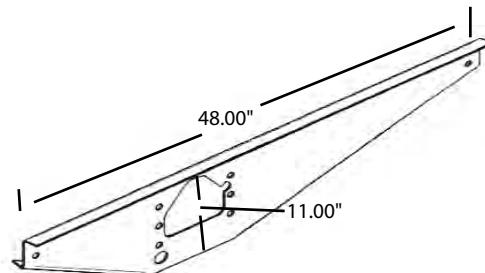
**Landing gear Bracket  
Replacement For Great Dane**

Part No.	Description
1190541	Roadside - LH (Shown)
1190540	Curbside - RH



**Landing gear Bracket  
Replacement For Strick**

Part No.	Description
SK03690	Roadside - LH
SK03691	Curbside - RH (Shown)

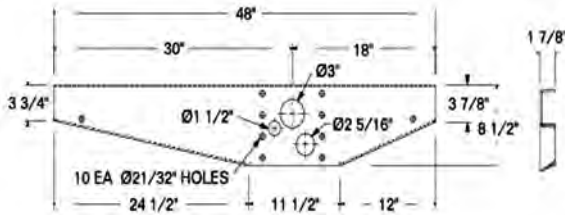




# REPLACEMENT LANDING GEAR COMPONENTS

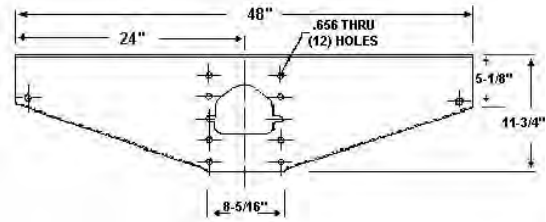
## Landing gear Bracket Replacement For Wabash Style

Part No.	Description
700-4-420L	Roadside - LH
700-4-420R	Curbside - RH (Shown)



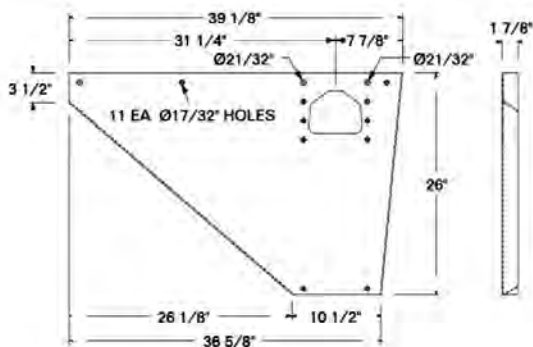
## Landing gear Bracket Replacement For Miller Style

Part No.	Description
700-4-481	Universal



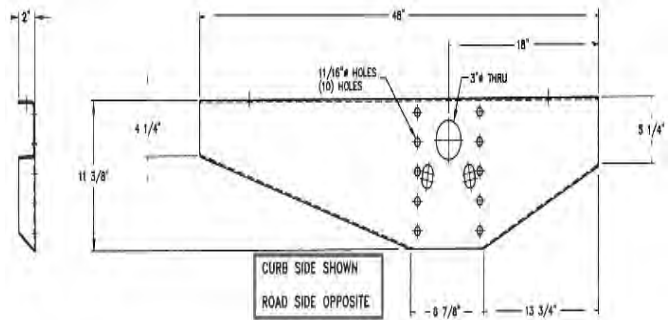
## Landing gear Bracket Replacement For Great Dane Style

Part No.	Description
700-4-421L	Roadside - LH
700-4-421R	Curbside - RH (Shown)



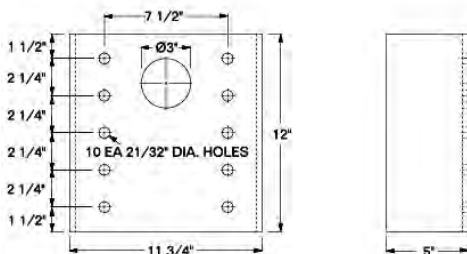
## Landing gear Bracket Replacement For Monon Style

Part No.	Description
700-4-501L	Roadside - LH
700-4-501R	Curbside - RH (Shown)



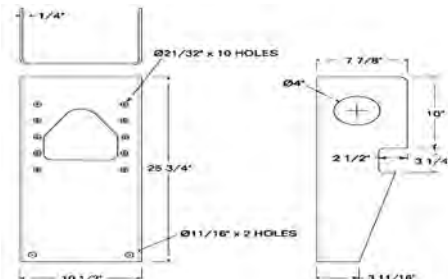
## Landing gear mounting bracket Replacement For ACL Style

Part No.	Description
700-4-457	U-Type, 12", w/3" hole



## Landing gear mounting bracket Replacement For Cheetah Chassis

Part No.	Description
1310562	U-Type, 25.75" w/4" hole





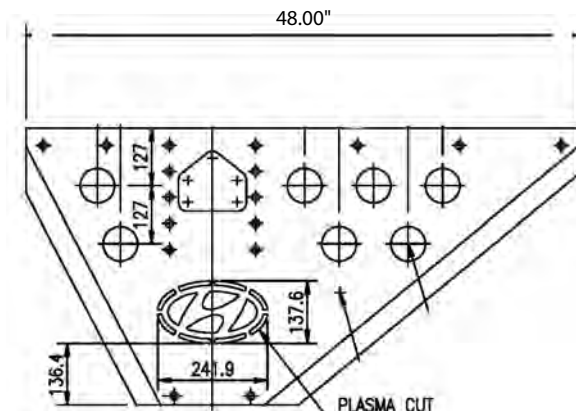
**REPLACEMENT LANDING GEAR COMPONENTS - HYUNDAI TRAILER**

**Landing gear Bracket**

**For Hyundai ( 106-02010)**

Hot Dipped Galvanized (HDG)

Part No.	Description
HY20059505	Roadside - LH (Roadside)
HY20020857	Curbside - RH




**Landing gear Bracket**

**For Hyundai ( 106-02093)**

Hot Dipped Galvanized (HDG)

Part No.	Description
HY20037741	Roadside - LH (Roadside)
HY20014038	Curbside - RH



**Landing gear Bracket**

**For Hyundai ( 106-02093)**

Steel, (Non-HDG)

Part No.	Description
HY20014036	Roadside - LH
HY20014037	Curbside - RH (Shown)

**Landing gear Bracket**

**For Hyundai ( 106-02093)**

With Logo, Hot Dipped Galvanized(HDG)

Part No.	Description
HY20037409	Roadside - LH
HY20021680	Curbside - RH (Shown)



**Landing gear Bracket**

**For Hyundai - U Type**

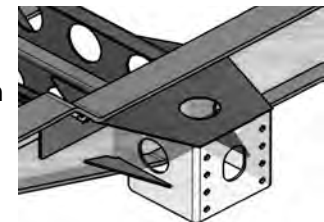
Part No. HY20004441



**Landing gear Bracket**

**For Hyundai ( JB-JN63)**

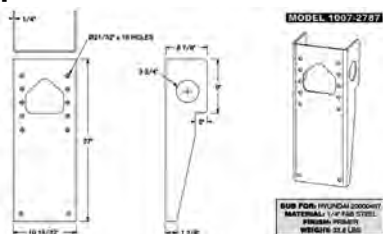
Part No.	Description
HY20032815	Left Hand
HY20032816	Right Hand



**Landing gear Bracket**

**For Hyundai - U Type**

Part No. 1310561



**Landing gear Bracket**

**For Hyundai ( JB-JN64)**

HY20032817 Top Cover

**Landing gear Front Support**

**for Hyundai ( 2-38088)**

Part No.	Description
HY20037504	Assembly



**Landing gear Angled**

**Mounting Bracket**

**For Hyundai - (106-07069)**

Hot Dipped Galvanized

Part No. HY20013538

**Landing gear Angled Mounting Bracket (LH)**

**For Hyundai - (106-07092)**

Part No. HY20001884

**Landing gear Angled Mounting Bracket (RH)**

Part No. HY20005649





## LANDING GEAR - HYUNDAI TRAILER



### Part No. HT421-G3-17-157

#### Capabilities and Ratings:

Maximum Static Load Rating\* 160,000 lbs  
 Rated Lift Capacity\*\*: 55,000  
 Side Load Capacity\*: 29,000 per set  
 \*When properly braced on a trailer.  
 \*\*With 100ft-lbs input torque.

#### Gear Ratio

Low Gear: 32 Turns = 1" Travel  
 High Gear: 3.5 Turns = 1" Travel

#### Design Features:

- Five Year Warranty
- Fully galvanized upper and lower tubes.
- Brace Ears Welded On
- Internal Grease Tube
- Removable Cushion Foot
- Low temperature grease in the gearbox.
- No JOST Nameplate
- Double "D" style shaft allows crank force to go directly into the gearbox, not torquing the bolt.

### Part No. HT451-G3-17-157

#### Capabilities and Ratings:

Maximum Static Load Rating\* 170,000 lbs  
 Rated Lift Capacity\*\*: 62,500  
 Side Load Capacity\*: 33,000 per set  
 \*When properly braced on a trailer.  
 \*\*With 100ft-lbs input torque.

#### Gear Ratio

Low Gear: 32 Turns = 1" Travel  
 High Gear: 3.5 Turns = 1" Travel

#### Design Features:

- 10 Year Warranty
- Fully galvanized upper and lower tubes.
- Brace Ears Welded On
- Removable Cushion Foot
- Elevating screw is fully encased in a grease tube.
- Low temperature grease in the gearbox.
- Legs are completely sealed and all shafts have seals to keep moisture out.
- No JOST Nameplate.



DOORS AND DOOR PARTS SECTION





**DOOR FASTENERS AND DOOR CHEMICALS**

**Elevator Bolt Kits - 100/Box**

Full body elevator bolts with Keps nut. Zinc plated.

Part No.	Description
<b>16C420</b>	1/4"-20 x 1-1/4" long
<b>16C424A</b>	1/4"-20 x 1-1/2" long
<b>16C628</b>	3/8"-16 x 1-3/4" long
<b>16C632</b>	3/8"-16 x 2" long
<b>04KN-100</b>	1/4"-20 keps nut

**Step Bolts Kits:**

<b>18C624</b>	3/8" x 1-1/2"
<b>WH10-1003-8</b>	1/4"-20 x 1-1/4"



**Introducing a more environmentally-friendly, custom-made lubricant designed specifically for overhead truck doors.**

Thanks to its advanced food-grade quality formula (hence the "FG"), TODCO FG Lube will lubricate springs, rollers, bearings, hinges and locks as effectively as the original TODCO Lube, with minimal environmental impact. All food-grade lubricants must perform the same functions as other lubricants – protect against wear, friction, corrosion and oxidation, and be compatible with rubber and other sealing materials – but prove safer for the environment.

**Steel Tubular Rivets for Overhead Doors - 3/4" Diameter head**

Part No.	Size	Interchange
<b>1026141</b>	1/4"-1"	80841/WH10-1002-3
<b>1026142</b>	1/4" x 1 1/8"	80841/WH10-1002-36
<b>1026210</b>	1/4" x 1 1/4"	89210/WH10-1002-29



Part No.	Description
<b>39000-1002FG</b>	Net 4 oz. can, 12 / case
<b>39000-1012FG</b>	Net 12 oz. can, 12 / case
<b>39000-1016FG</b>	One gallon container, 4 / case

**Door & Operator Multi-Purpose SPRAY LUBE.**

Changes from a fluid to a tough protective grease in minutes. Ideal for hard to reach areas on all door hardware and operator drive mechanisms. Once grease has set up, it will outlast any regular oil or silicone.

Part No.	Description
<b>1190620</b>	16 oz. net spray can



**ROLL-UP DOOR FRAME CONVERSION KITS - SWING DOOR TO ROLLUP DOOR**

**Frame Conversion Kits**

Easily convert swing doors to roll-up doors with these three-piece close-out kits. To install, the swing door is removed, and two vertical side posts and one header post are welded into place. Both are made from 10-gauge (.135) hot-rolled steel for strength and long life. Once they're in place, your trailer is then ready for installation of an overhead door. In a few simple steps, you've gained all the durability and performance advantages of an overhead door.

**Part No. 70411-1 Dry freight Overhead Door Kit**

Consists of one 7" header post and two 2-1/2" vertical side posts. Header is 102" long; side posts are 120" long.

**Part No. 70411-2 Refrigerated Trailer Overhead Door Kit**

Consists of one 9" header post and two 2-1/2" vertical side posts. Header is 102" long; side posts are 120" long.





## TODCO ROLL-UP DOOR ASSEMBLIES

### Standard Feature:

Todco is committed to continually pioneering overhead door technology. A perfect example is the use of premium grade wood in the Transportation Core™, a 3/4" 7-ply, medium density overlay panel. It starts with a premium-grade hardwood outer veneer that virtually eliminates wood grain "telegraphing" for a smoother, more uniform look.



### Other Features Available:

Four-knuckled hinges, stainless steel rivets, self-adjusting springless maximum security locks, quiet nylon tube hinges, space-saver 1" side clearance, rust-inhibiting e-coating, pre-lubed sealed rollers, and recessed hardware.

FOR A TODCO DRY FREIGHT DOOR ASSEMBLY TO COME COMPLETE WITH TRACK AND COUNTERBALANCE PUT THE WORD "KIT" ON THE END OF THE PART NUMBER:

Example: 99610 is a drop in door only, and 99610KIT comes with drop-in door and track and counterbalance. (Side seals not included in kits)

IF we have it available in white, the letters "WH" are after the part number:

Example: 99836 is a drop in door only, and 99836WH is the same door in White. Then, 99836WHKIT comes with white drop-in door and track and counterbalance.

\*Tongue and Groove panels, 1" rollers. Drop-in door includes hardware only.\*

Door Part No.	Nominal Size	Actual Door Size	For Opening Size	Door Stack - Panel Sizes
99611	90x90	90Wx89 <sup>3</sup> / <sub>4</sub> "	87 <sup>3</sup> / <sub>4</sub> x90	1 15" Bottom, 4 15" Int., 1 14-3/4" Top panel
99611KIT	90x90	90Wx89 <sup>3</sup> / <sub>4</sub> "	87 <sup>3</sup> / <sub>4</sub> x90	1 15" Bottom, 4 15" Int., 1 14-3/4" Top panel
99610	90x100	90Wx99 <sup>3</sup> / <sub>4</sub> "	87 <sup>3</sup> / <sub>4</sub> x100	1 15" Bottom, 3 15" Int., 2 11" Int., 1 17-3/4" Top
99610KIT	90x100	90Wx99 <sup>3</sup> / <sub>4</sub> "	87 <sup>3</sup> / <sub>4</sub> x100	1 15" Bottom, 3 15" Int., 2 11" Int., 1 17-3/4" Top
99836	98x100	97 <sup>1</sup> / <sub>2</sub> Wx99 <sup>3</sup> / <sub>4</sub> "	95 <sup>1</sup> / <sub>4</sub> x100	1 15" Bottom, 3 15" Int., 2 11" Int., 1 17-3/4" Top
99836KIT	98x100	97 <sup>1</sup> / <sub>2</sub> Wx99 <sup>3</sup> / <sub>4</sub> "	95 <sup>1</sup> / <sub>4</sub> x100	1 15" Bottom, 3 15" Int., 2 11" Int., 1 17-3/4" Top
99836WH	98x100	97 <sup>1</sup> / <sub>2</sub> Wx99 <sup>3</sup> / <sub>4</sub> "	95 <sup>1</sup> / <sub>4</sub> x100	1 15" Bottom, 3 15" Int., 2 11" Int., 1 17-3/4" Top
99836WHKIT	98x100	97 <sup>1</sup> / <sub>2</sub> Wx99 <sup>3</sup> / <sub>4</sub> "	95 <sup>1</sup> / <sub>4</sub> x100	1 15" Bottom, 3 15" Int., 2 11" Int., 1 17-3/4" Top
99837	98x105	97 <sup>1</sup> / <sub>2</sub> Wx104 <sup>3</sup> / <sub>4</sub> "	95 <sup>1</sup> / <sub>4</sub> x105	1 15" Bottom, 5 15", 1 14-3/4" Top
99837KIT	98x105	97 <sup>1</sup> / <sub>2</sub> Wx104 <sup>3</sup> / <sub>4</sub> "	95 <sup>1</sup> / <sub>4</sub> x105	1 15" Bottom, 5 15", 1 14-3/4" Top
99837WH	98x105	97 <sup>1</sup> / <sub>2</sub> Wx104 <sup>3</sup> / <sub>4</sub> "	95 <sup>1</sup> / <sub>4</sub> x105	1 15" Bottom, 5 15", 1 14-3/4" Top
99837WHKIT	98x105	97 <sup>1</sup> / <sub>2</sub> Wx104 <sup>3</sup> / <sub>4</sub> "	95 <sup>1</sup> / <sub>4</sub> x105	1 15" Bottom, 5 15", 1 14-3/4" Top

**99900T = Track and Counterbalance Kit** is what comes bundled with a drop-in door kit.

It consists of: Counterbalance, LH & RH Vertical Track and LH & RH Horizontal Track.

**Also Available: 50026T = Track and Counterbalance Kit** for 112" door kits.

It consists of: Counterbalance, LH & RH Vertical Track and LH & RH Horizontal Track.

**Other 1" Door Track Available: (see diagrams on following pages for standard track information)**

**49215-1-130:** Horizontal Track, 130" continuous radius, Curbside, Left Hand. **49215-2-130** is Roadside, Right Hand. Shallow header

**49458-1T:** Vertical track, 110" long Curbside, Left Hand. **49458-2T** is Roadside, Right Hand. Straight track, no curve

**49497-1-112:** Vertical track, 112", shallow header, Curbside, Left Hand. **49497-2-112** is Roadside, Right Hand.

**49622-1T:** Horizontal Track, 130", 6" radius, Curbside, Left Hand. **49622-2T** is Roadside, Right Hand. Continuous radius

**49895-5-140:** Horizontal Track, 6" radius, Curbside, Left Hand. Continuous radius, with mounting tabs.

**49895-6-140** is Roadside, Right Hand. Continuous radius, with mounting tabs.



**TODCO ROLL-UP DOOR PANELS**

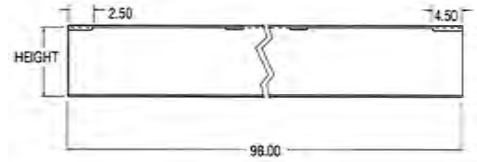
**Todco sets the industry standard for durability and performance.**

3/4", 7-ply, medium density overlay plywood panels stand up to the road's worst punishment, mile after mile. Outer hardwood veneer virtually eliminates wood grain "telegraphing."

Inner layers adhered together increase moisture resistance.

Panels have interlocking tongue and groove joint construction.

**Panels are prime-painted.**



**INTERMEDIATE PANELS**

Part No.	Description
29014-11x98	11" high, 98" wide, 3/4", plastic covered.
29014-11.5x98	11.5" high, 98" wide, 3/4", plastic covered.
29014-12x98	12" high, 98" wide, 3/4", plastic covered.
29014-13x98	13" high, 98" wide, 3/4", plastic covered.
29014-15x98	15" high, 98" wide, 3/4", plastic covered.
29014-16x98	16" high, 98" wide, 3/4", plastic covered.
29014-18x98	18" high, 98" wide, 3/4", plastic covered.
29018-11x98	11" high, 98" wide, 3/4", white, aluminum covered.
29018-12x98	12" high, 98" wide, 3/4", white, aluminum covered.
29018-13x98	13" high, 98" wide, 3/4", white, aluminum covered.
29018-15x98	15" high, 98" wide, 3/4", white, aluminum covered.



**BOTTOM PANELS**

**- come with hardware attached to one side.**

(fixtures for opposite side included in package attached to lift handle)

Note: The following items are installed on each panel:

- Bottom angle,   •Bottom seal,   •Bottom fixtures on one side
- Lift Handle,    •Pull Strap,    •Decal

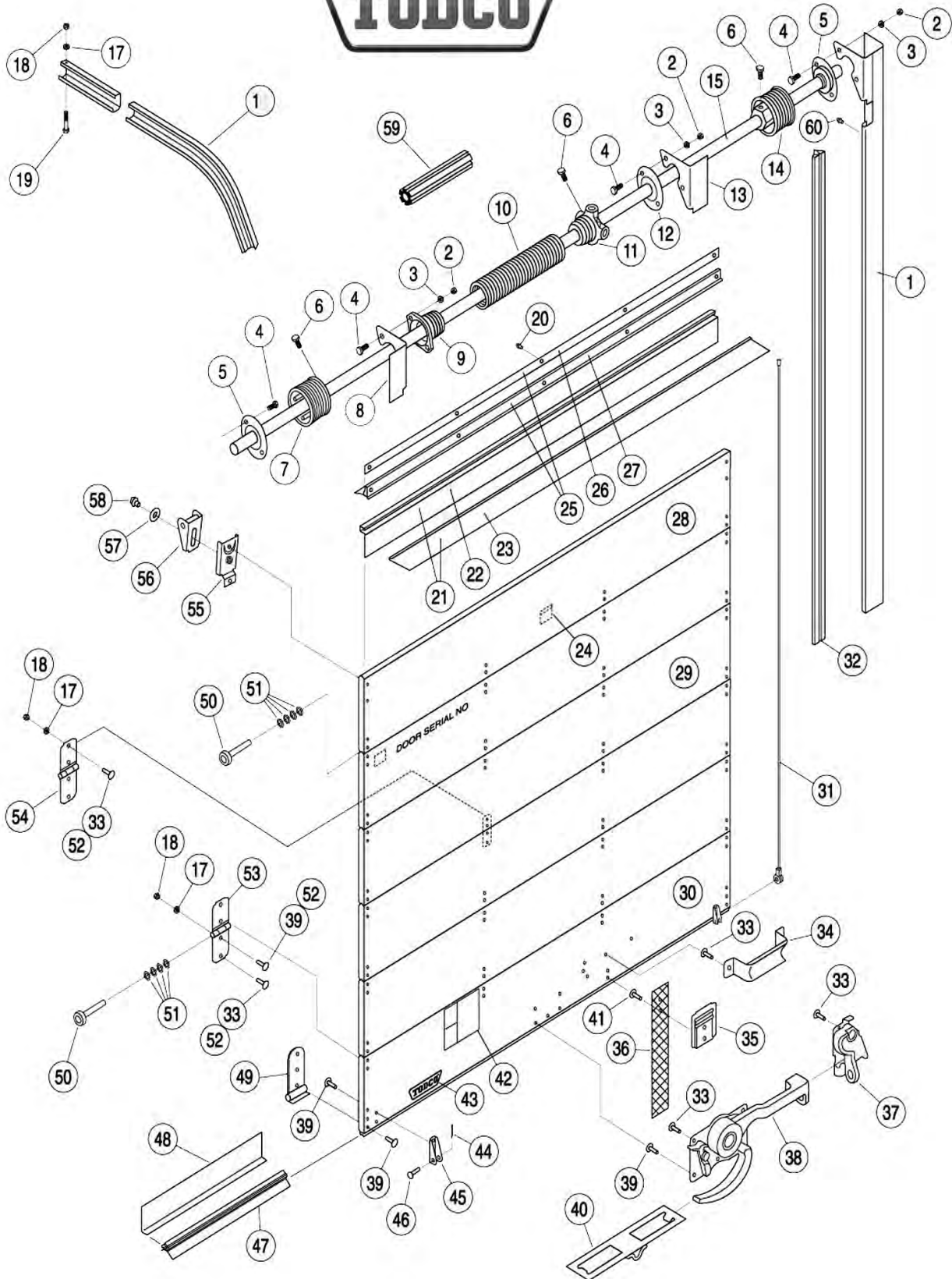
Panels are routed extra long on one side to facilitate hardware installation if trimming panel is necessary.



Part No.	Description
29016-1-11x98	11" high, 98" wide, 3/4", plastic covered. (Also available in 90" wide.)
29016-1-12x98	12" high, 98" wide, 3/4", plastic covered. (Also available in 93" wide.)
29016-1-13x98	13" high, 98" wide, 3/4", plastic covered.
29016-1-15x98	15" high, 98" wide, 3/4", plastic covered. (Also available in 93" wide.)
29016-1-16x98	16" high, 98" wide, 3/4", plastic covered.
29016-1-18x98	18" high, 98" wide, 3/4", plastic covered.
29020-11x98	11" high, 98" wide, 3/4", white, aluminum covered.
29020-12x98	12" high, 98" wide, 3/4", white, aluminum covered.
29020-13x98	13" high, 98" wide, 3/4", white, aluminum covered.
29020-15x98	15" high, 98" wide, 3/4", white, aluminum covered.



# TODCO 3/4" DOOR ASSEMBLY



**TODCO 3/4" DOOR ASSEMBLY**

Item	Part No.	Description
1	49014-1	Vertical Track Assembly - L.H. (Curbside)
	49014-2	Vertical Track Assembly - R.H. (Roadside)
2	80352-518	Hex Nut - 5/16" NC
3	80322-319	Lock Washer - 5/16"
4	89186-3	Hex Head Bolt - 5/16" NC x 7/8"
5	51038	Bearing Assembly
6	80300-2414	Hex Head Set Screw - 3/8" NC x 7/8"
7	59129-2	Cable Drum (Alum)- R.H. (Roadside) to 105" Dr. Hgt.
	59157-4	Cable Drum (Alum)- R.H. (Roadside) 105" to 120" Dr. Hgt.
8	51036-2	Spring Anchor Bracket
9	51043	Spring Anchor Plug 1-3/4" I.D. Spring
	59024	Spring Anchor Plug 2-1/2" I.D. Spring
10	51042	Spring - 1-3/4" I.D.
	59031	Spring - 2-1/2" I.D.
11	59158	Spring Winding Plug 1-3/4" I.D. Spring
	59159	Spring Winding Plug 2-1/2" I.D. Spring
12	59083	Bearing Assembly - Support Bracket
13	51036-1	Support Bracket - L.H. (Curbside)
14	59129-1	Cable Drum - (Alum) L.H. (Curbside) to 105" Door Hgt.
	59157-3	Cable Drum - (Alum) L.H. (Curbside) 105" to 120" Dr. Hgt.
15	59290	Counterbalance Shaft
16	49702-1	Horizontal Track - L.H. (Curbside)
	49702-2	Horizontal Track - R.H. (Roadside)
17	80322-255	Lock Washer - 1/4" NC
18	80352-420	Hex Nut - 1/4" NC
19	80105-414	Hex Head Bolt - 1/4" NC x 1-3/4"
20	89100-2	Drive Rivet 3/16" Dia. X 15/32" LG.
21	70001	Head Seal Assembly (Panel Mounted)
22	69790	Retainer - Head Seal (Panel Mounted)
23	69718	Head Seal (Panel Mounted)
24	70319	Warning Sticker - Counterbalance
25	69770	Head Seal Assembly (Header Mounted)
26	61403	Retainer - Head Seal (Header Mounted)
27	61402	Head Seal (Header Mounted)
28	29013	Top Panel - ToughShell No Hardware
	29017	Top Panel - Aluminum Covered
29	29014	Intermediate Panel - ToughShell Coated - No Hardware
	29018	Intermediate Panel - Aluminum Covered - No Hardware
30	29016**	Bottom Panel - ToughShell Coated. **Additional sizes needed
	29020**	Bottom Panel - Aluminum Covered. **Additional sizes needed
31	51044	Cable Assembly - 110" LG. - to 100" Door Height
	59004	Cable Assembly - 115" LG. 100" to 105" Door Height
	59003	Cable Assembly - 130" LG. 105" to 120" Door Height
	61390	Side Seal - Pair
32	89210-0032	Rivet - 1" LG.
33	61401	Lift Handle
34	69832	Pull Strap Retainer
35	80844-1408	Pull Strap - 30" Straight Standard (44" LG.)
36	69572	Keeper Assembly
37	69571	Maximum Security Lock Assembly - Standard
38	70223	Maximum Security Lock Assembly - Offset Lever Arm
39	89210-0036	Rivet - 1-1/8" LG.
40	70093	Catch Box
41	89210-0044	Rivet - 1-3/8" LG.
42	70318	Warning Sticker - Safety Notice
43	69793	Name Plate
44	80401-316	Cotter Pin - 3/32" Dia.
45	61204	Cable Anchor Bracket
46	61026	Cable Anchor Pin
47	80840	Bottom Seal
48	61191	Bottom Angle
49	61352	Bottom Fixture
50	61174	Roller
51	80020	Spacer Washer-Roller
52	80015-0040	Step Bolt - 1/4" NC x 1-1/4"
53	69035	End Hinge
54	61196	Center Hinge
55	69432	Base - Adjustable Top Fixture
56	69431	Slide - Adjustable Top Fixture
57	80302-2436	Flatwasher - 3/8"
58	89049	E-Lok Bolt - 3/8" NC
59	59092	Filler Plug - 2-1/2" I.D. Spring
60	89100-1	Drive Rivet - 3/16" Dia. x 9/32" LG.

Todco identifies right hand and left hand parts as if **you are standing inside the trailer facing towards the rear.** *This pertains only to Todco.*

**COUNTERBALANCE ASSEMBLIES**

(Counterbalance shafts assembled with springs and related parts)

15A	<b>59292T</b>	Counterbalance Assembly, Outside Cables, 98" Shaft
15B	<b>59174-90T</b>	Counterbalance Assembly, Outside Cables, 90" Shaft
15C	<b>59209T</b>	Counterbalance Assembly, Shallow Header, 96" Shaft Up to 105" door height.
15D	<b>59220T</b>	Counterbalance Assembly, Shallow Header, 96" Shaft 105"-112" door height.

**COUNTERBALANCE ASSEMBLIES**

Every TODCO counterbalance assembly has been manufactured to meet a custom door specification. TO HELP ENSURE THAT YOU RECEIVE THE CORRECT REPLACEMENT PART OR ASSEMBLY, PLEASE PROVIDE THE DOOR SERIAL NUMBER.

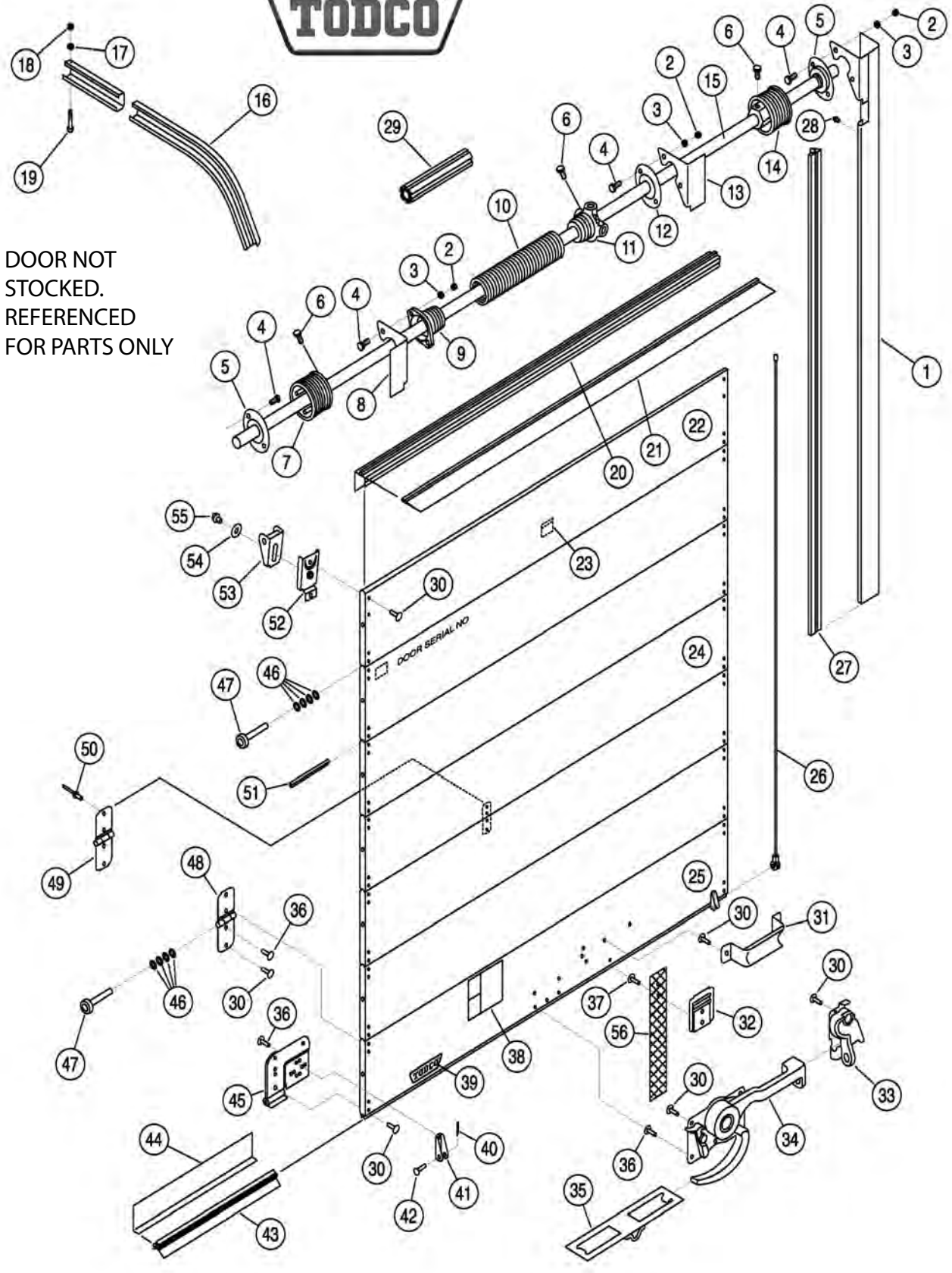
This can be found on the metal tag attached to the inside upper right-hand corner of the door.

If the serial number is unavailable, we must have the following information:

- 1) Inside diameter (I.D.) of the torsion spring.
- 2) Length of the torsion spring.
- 3) Number of coils within 10" of the torsion spring.
- 4) Length of the shaft.
- 5) Part number on each of the 2 cable drums.



**TODCO 1 1/8" POLAR GUARD FIBERGLASS INSULATED DOOR ASSEMBLY**



DOOR NOT STOCKED. REFERENCED FOR PARTS ONLY



**TODCO 1 1/8" POLAR GUARD FIBERGLASS INSULATED DOOR ASSEMBLY**

<b>Item</b>	<b>Part No.</b>	<b>Description</b>	<b>Item</b>	<b>Part No.</b>	<b>Description</b>
1	49593-1	Vertical Track Assembly-L.H. (Curbside)	25	29641**	Bottom Panel - 15"
	49593-2	Vertical Track Assembly-R.H. (Roadside)			(With Hardware, No Lock)
2	80352-518	Hex Nut - 5/16" NC	26	51044	Cable Assembly - 110" Long
3	80322-319	Lock Washer - 5/16"			(To 100" Door Height)
4	89186-3	Hex Head Bolt - 5/16" NC X 7/8"		59004	Cable Assembly - 115" Long
5	51038	Bearing Assembly			(100" To 105" Door Height)
6	80300-2414	Hex Head Set Screw 3/8" NC X 7/8"		59003	Cable Assembly - 130" Long
7	59129-2	Cable Drum (Alum) - R.H.			(105" TO 120" Door Height)
		(Roadside) To 105" Dr. Hgt.	27	61390	Side Seal - Pair
	59157-4	Cable Drum (Alum) - R.H.	28	89100-1	Rivet 3/16" Dia. X 9/32"
		(Roadside) 105" To 120" Dr. Hgt.	29	59092	Filler Plug - 2-1/2" I.D. Spring
8	51036-2	Spring Anchor Bracket	30	89291-0044	Rivet - 1-3/8" Stainless Steel
9	51043	Spring Anchor Plug 1-3/4" I.D. Spring		80015-0052	Step Bolt - 1/4" NC X 1-5/8"
	59024	Spring Anchor Plug 2-1/2" I.D. Spring	31	61401	Lift Handle
10	51042*	Spring- 1-3/4" I.D.	32	69832	Pull Strap Retainer
	59031*	Spring- 2-1/2" I.D.	33	69572	Keeper Assembly
11	59158	Spring Winding Plug 1-3/4" I.D. Spring	34	69571	Maximum Security Lock
	59159	Spring Winding Plug 2-1/2" I.D. Spring		70223	Maximum Security Lock
12	59083	Bearing Assembly Support Bracket			Offset Lever Arm
13	51036-1	Support Bracket -L.H. - (Curbside)	35	70093	Catch Box
14	59129-1	Cable Drum (Alum) - L.H.	36	89291-0048	Rivet 1-1/2" Stainless Steel
		(Curbside) To 105" Door Hgt.	37	89291-0052	Rivet 1-5/8" Stainless Steel
	59157-3	Cable Drum (Alum) - L.H.	38	70318	Warning Sticker - Safety Notice
		(Curbside) 105" To 120" Dr. Hgt.	39	69793	Name Plate
15	59290	Counterbalance Shaft	40	80401-316	Cotter Pin - 3/32" Dia.
16	49702-1	Horizontal Track - L.H.(Curbside)	41	61204	Cable Anchor Bracket
	49702-2	Horizontal Track - R.H.(Roadside)	42	61026	Cable Anchor Pin
17	80322-255	Lock Washer - 1/4" NC	43	70084	Bottom Seal
18	80352-420	Hex Nut - 1/4" NC	44	69110	Bottom Angle
19	80105-414	Hex Head Bolt - 1/4" NC x 1-3/4"	45	70082-2	Bottom Fixture
20	70083	Top Cap			- R.H. (Roadside)
21	69718	Head Seal - Panel Mounted		70082-1	Bottom Fixture
22	29652	Top Panel w/ Top Cap			- L.H. (Curbside)
		(Specify Panel Height & Weight)	46	80020	Space Washer - Roller
23	70319	Warning Sticker - C/B	47	69162	Roller - Sealed
24	29650	Intermediate Panel - 11"	48	69035	End Hinge
		(Specify Panel Length)	49	61196	Center Hinge
	29651	Intermediate Panel - 15"	50	89113-1	Blind Rivet-1/4" Dia. X 1/4"
		(Specify Panel Length)	51	69989	Joint Seal
25	29640**	Bottom Panel - 11"	52	69432	Base - Adjustable Top Fixture
		(With Hardware, No Lock)	53	69431	Slide - Adjustable Top Fixture
			54	80302-2436	Flatwasher - 3/8"
			55	89049	E-LOK Bolt - 3/8" NC
			56	80844-1408	Pull Strap - 30" Straight
					Standard - (44" LG.)

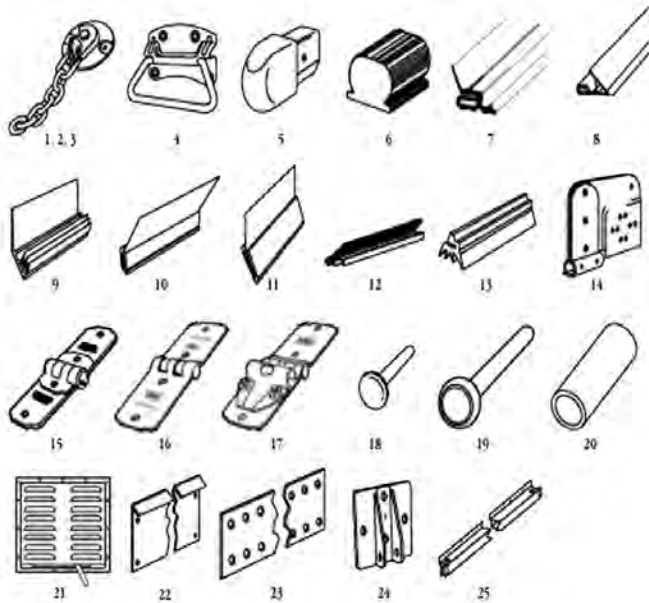
\*\* Parts need additional sizes, to determine part number.

**Note:**  
Some items will  
have to be  
special ordered.





**TODCO 3/4" DRY FREIGHT ACCESSORY PARTS**



<b>Part No.</b>	<b>Description</b>
69807T	Lifeguard Lock assembly
70223T	MAXIMUM security lock assy
70493T	Bottom bracket, Armour plate
70465-2816	Reinforcement strap

**TODCO ROLLARAMP® PARTS:**

<b>Part No.</b>	<b>Description</b>
39504-1	Handle, breakaway, left hand
39504-2	Handle, breakaway, right hand
39542T	Ramp hook, for 16' ramps



<b>Item</b>	<b>Part No.</b>	<b>Description</b>	<b>Item</b>	<b>Part No.</b>	<b>Description</b>
1	61223	Back Plate - Safety Chain	16	70238	Center Hinge - High Strength
2	61229	Safety Chain		61196.0000.38	Center Hinge - EverWare
3	69020	Safety Chain Lock Assbly	17	70311	End Hinge - Removable Roller
4	69325	Drop Lift Handle			
5	69353	Head Protector (Yellow)	18	89291-0032	Rivet - 1" Stainless Steel
6	61398	Bumper Stop (Black)		89291-0036	Rivet - 1-1/8" Stainless Steel
7	70131	Side Seal - Dual Lip		89291-0040	Rivet - 1-1/4" Stainless Steel
8	69840	Side Seal - Extended Lip		89291-0042	Rivet - 1-5/16" Stainless Steel
9	70338	Side Seal Assbly - Push in 1/2" Track Spacing.		89291-0044	Rivet - 1- 3/8" Stainless Steel
10	69922	Side Seal Assembly		89291-0048	Rivet - 1-1/2" Stainless Steel
11	70105	Side Seal Assembly Secondary	19	69162	Roller - 1" Sealed
12	70232	Side Seal Assembly - 1" Brush		70305	Roller - 1" Sealed (Precision Machined)
	70313	Side Seal Assembly - 1-1/2" Brush	20	51078	Spring Silencer Boot
13	89204	Bottom Seal - Heavy Duty	21	69085	Polar Vent - Aluminum
14	69964-1	Bottom Fixture Assembly H.D./L.H. (Curbside)	22	70306-0512	Forklift Plate - Aluminum (16" Long)
	69964-2	Bottom Fixture Assembly H.D./R.H. (Roadside)		70306-1152	Forklift Plate - Aluminum (36" Long)
15	70236	End Hinge - High Strength	23	69111	Reinforcement Strap
	69035.0000.38	End Hinge - EverWare	24	59193	Heavy Duty Cable Anchor Bracket
			25	39582	Load Bar

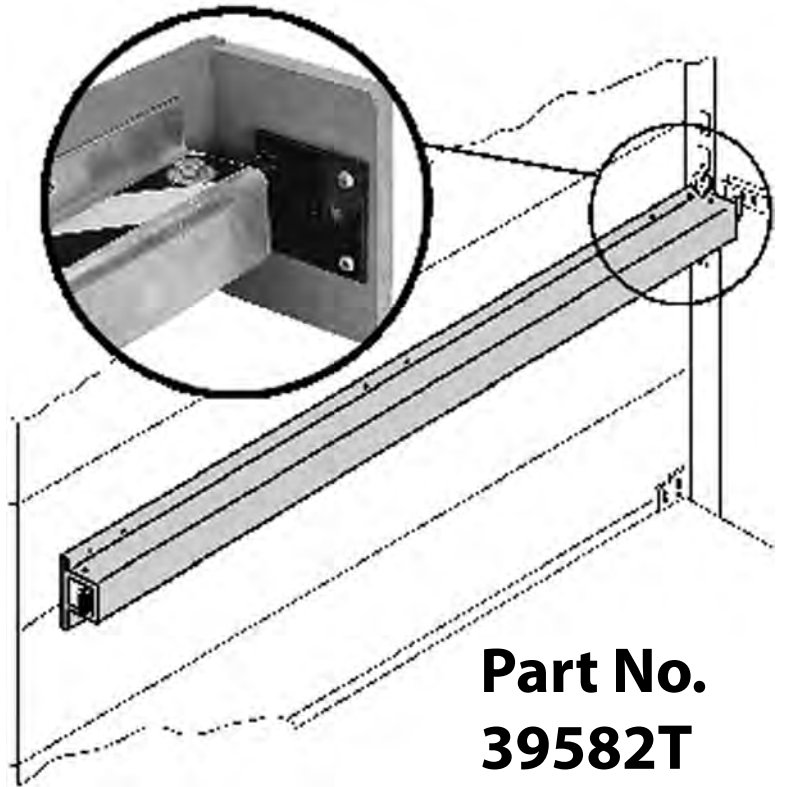


**TODCO LOAD BAR DOOR SAVER**

**If you haul mail carts or other cargo that may be unsecured, TODCO DoorGuard™ will protect your doors from knocks and bangs.**



- One size fits all 96" to 102" wide trailers.
- Kits include all necessary hardware and fasteners for your specific door, plus installation instructions.



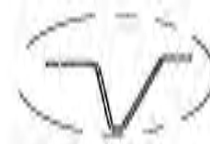
**Part No.  
39582T**

Universal Door Saver load bar.  
U.S. Post Office Spec.  
Complete with catch assembly and camtainers.

**Hyundai Door Track Protector**

**Part No. HY20044476**  
Track Protector - LH. 36"  
113-19139 - Hot Dipped Galvanized.

**Part No. HY20044477**  
Track Protector - RH. 36"  
113-09139 - Hot Dipped Galvanized.





**TODCO GENUINE REPLACEMENT PARTS**

**Steel Rollers, 1" Diameter**

<b>Part No.</b>	<b>Application</b>
<b>1190653</b>	Dry & Insulated Doors
<b>61174T</b>	Dry & Insulated Doors
<b>69162T</b>	Sealed roller
<b>70305T</b>	Sealed Precision roller



**Steel Roller, 2" Diameter**

<b>70224T</b>	2" roller, 3" shaft
---------------	---------------------

Look at just about any roll up door lock in the industry, and it'll look familiar. The basic design originated with TODCO over 2.8 million locks ago. And while it's been copied, it's never been matched. The TODCO Maximum Security lock is stronger, tougher and operates with more assurance.

**Self-adjusting.** Our specially designed hook utilizes gravity (not springs) to keep the door tight against the sill, even on the bumpiest of roads. This prolongs the life of the door, and better protects your cargo.

**Rust protection.** Zinc coating extends the life of the lock, and helps ensure years of reliable operation.

**Rear Lock & Keeper**

<b>Part No.</b>	<b>Description</b>
<b>69571T</b>	Maximum Security Lock
<b>69572T</b>	Keeper Assembly
<b>70057T</b>	Lock Shim, 3/8"
<b>70058T</b>	Keeper Shim, 3/8"



**Lift Handle**

<b>Part No.</b>	<b>Application</b>
<b>61401T</b>	Dry & insulated doors



**Bearing Assembly**

<b>Part No.</b>	<b>Application</b>
<b>51038T</b>	Dry & insulated doors



**Bottom Fixtures**

<b>Part No.</b>	<b>Application</b>
<b>61352T</b>	Dry freight door (shown)
<b>69986-1T</b>	Curbside
<b>69986-2T</b>	Curbside
<b>70125T</b>	Top half roller cover for 69986-1T/69986-2T



**Center Hinge**

<b>Part No.</b>	<b>Application</b>
<b>61196T</b>	Dry & insulated doors



**End Hinges**

<b>Part No.</b>	<b>Application</b>
<b>69035T</b>	Dry & insulated doors
<b>70311T</b>	2 Piece Removable
<b>70236T</b>	Heavy Duty End Hinge



**Adj. Top Fixture Assembly**

<b>Part No.</b>	<b>Applications</b>
<b>69433T</b>	Assembly Dry, 1-1/8" insulated
<b>69431T</b>	Slide of top fixture
<b>69432T</b>	Base of top fixture



**Cable Drums** (3/8"NC x 7/8" Hex head set screw)

<b>Part No.</b>	<b>Description</b>
<b>59129-1T</b>	Up to 105" cable (Curbside)
<b>59129-2T</b>	Up to 105" cable (Roadside)
<b>59157-3T</b>	105" to 120" cable (Curbside)
<b>59157-4T</b>	105" to 120" cable (Roadside)



**Pull Straps**

<b>Part No.</b>	<b>Application</b>
<b>80844-1T</b>	50' roll (Bulk)
<b>70393T</b>	30" long, straight



**Pull Strap Retainer**

<b>69832T</b>	Various
---------------	---------






## WHITING ROLL-UP DOOR ASSEMBLIES

### The roll-up door that made Whiting famous

The world's first practical roll-up truck/trailer doors, introduced by Whiting in 1953. Now better than ever! Designed and built by Whiting in their own plants with heavy-duty components manufactured with the finest quality materials, their PREMIUM QUALITY Roll-up Doors are the finest quality dry freight roll-up doors on the market. Parts designed for quick and easy replacement save downtime so Whiting doors cost less to own. With Whiting doors you get World Class Quality...Made in the U.S.A.!

### Standard Features:

- Premium grade 7 ply, 3/4" panels manufactured with a medium density overlay (MDO) laminated to smooth hardwood outer veneers of Transportation Core™ plywood, all designed for optimum strength and appearance.
- 2" track and nylon rollers for durability.
- Tongue and groove joint.
- 2 cable balancer with independent spring for each cable.
- Springs treated with rust preventative.
- 4 rows of hinges.
- Patented roller change hinge design.
- Rigid bottom steel U-channel or aluminum channel with replaceable seal.
- Coated steel or stainless steel rivets.
- Prime painted at factory.
- Door hardware E-COATED.



**FOR A WHITING PREMIUM 2" ROLLER DRY FREIGHT DOOR ASSEMBLY TO COME COMPLETE WITH TRACK AND COUNTERBALANCE PUT THE WORD "KIT" ON THE END OF THE PART NUMBER:** For Example:  
WH90x90BS is a drop in door only.  
WH90x90KIT comes with drop-in door and track and counter balance.



### KITS have these parts included:

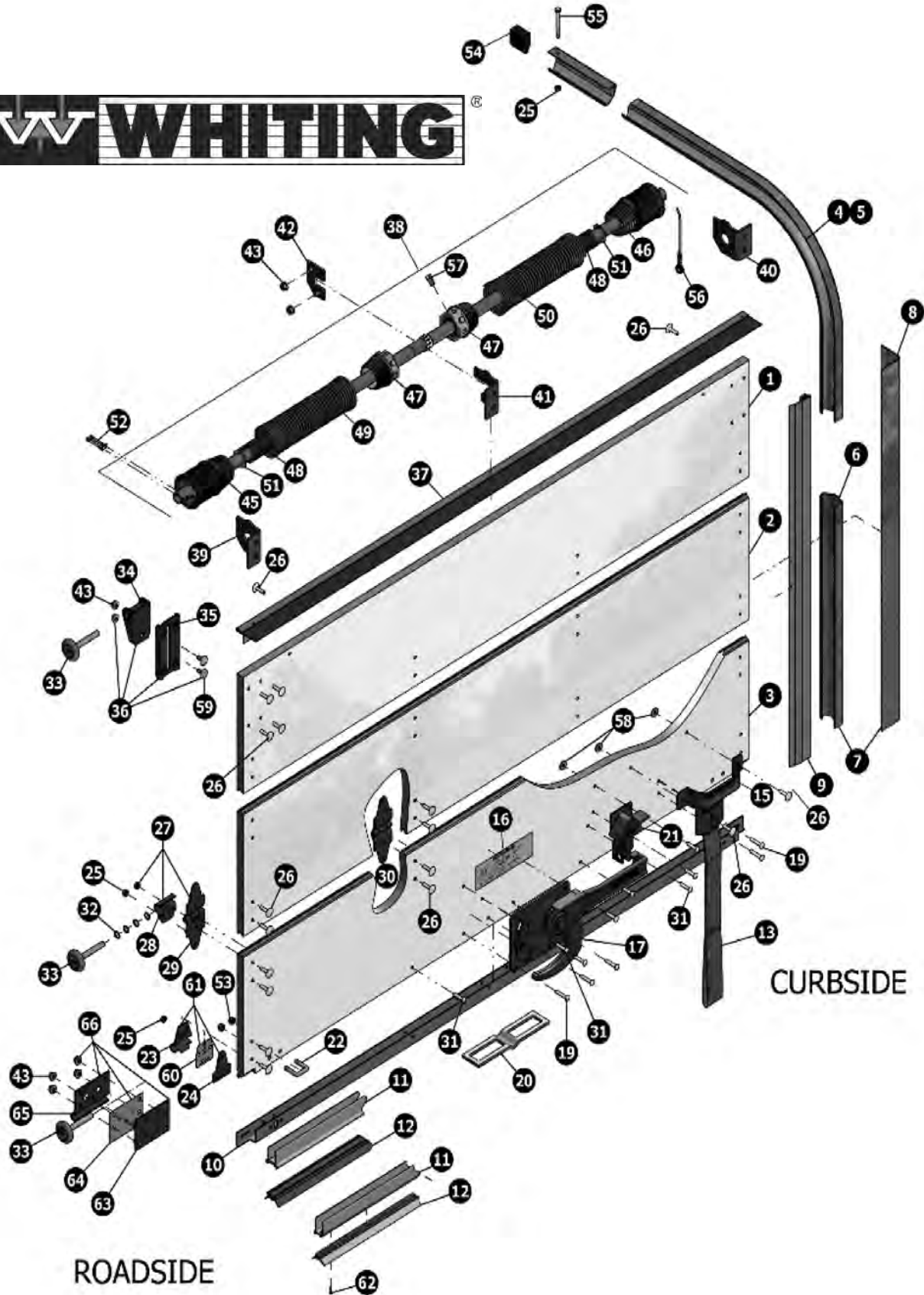
**Counter balance, LH & RH Horizontal tracks, LH & RH Vertical tracks.**

**NOTE: Side seals are not included with door kits. Order separately if desired. "BS" Doors and Door Kits have bottom seal included.**

Door Part No.	Nominal Size	Actual Door Size	For Door Opening Size	Door Stack - Panel Sizes - Info
WH90X90BS	90x90	90Wx90H	87 <sup>3</sup> / <sub>4</sub> x87 <sup>3</sup> / <sub>4</sub>	1 11.5" Bottom, 4 15.5" Int., 1 16.5" Top
WH90X90BSKIT	90x90	90Wx90H	87 <sup>3</sup> / <sub>4</sub> x90	1 11.5" Bottom, 4 15.5" Int., 1 16.5" Top
WH90X100BS	90x100	90Wx100H	87 <sup>3</sup> / <sub>4</sub> x97 <sup>3</sup> / <sub>4</sub>	1 15" Bottom, 3 15" Int., 2 11.5" Int., 1 17" Top
WH90X100BSKIT	90x100	90Wx100H	87 <sup>3</sup> / <sub>4</sub> x100	1 15" Bottom, 3 15" Int., 2 11.5" Int., 1 17" Top
WH90X100BSWH	90x100	90Wx100H	87 <sup>3</sup> / <sub>4</sub> x97 <sup>3</sup> / <sub>4</sub>	1 15" Bottom, 3 15" Int., 2 11.5" Int., 1 17" Top
WH90X100BSWHKIT	90x100	90Wx100H	87 <sup>3</sup> / <sub>4</sub> x100	1 15" Bottom, 3 15" Int., 2 11.5" Int., 1 17" Top
WH98X100BS	98x100	98Wx100H	95 <sup>3</sup> / <sub>4</sub> x97 <sup>3</sup> / <sub>4</sub>	1 15" Bottom, 3 15" Int., 2 11.5" Int., 1 17" Top
WH98X100BSKIT	98x100	98Wx100H	95 <sup>3</sup> / <sub>4</sub> x100	1 15" Bottom, 3 15" Int., 2 11.5" Int., 1 17" Top
WH98X107BS	98x107	98Wx107H	95 <sup>3</sup> / <sub>4</sub> x107	1 15" Bottom, 5 15" Int., 1 17" Top
WH98X107BSKIT	98x107	98Wx107H	95 <sup>3</sup> / <sub>4</sub> x107	1 15" Bottom, 5 15" Int., 1 17" Top
WH98X107BSWH	98x107	98Wx107H	95 <sup>3</sup> / <sub>4</sub> x107	1 15" Bottom, 5 15" Int., 1 17" Top (White w/bottom seal)
WH98X107BSWHKIT	98x107	98Wx107H	95 <sup>3</sup> / <sub>4</sub> x107	1 15" Bottom, 5 15" Int., 1 17" Top (White w/bottom seal)



# WHITING PREMIUM 3/4" DRY FREIGHT DOOR ASSEMBLY



**WHITING PREMIUM 3/4" DRY FREIGHT DOOR ASSEMBLY**

Item	Part No.	Description
2	WH242	INTERMEDIATE PANEL - PLASTIC - SHIP LAP JOINT (SPECIFY LENGTH & WIDTH)
2	WH342	INTERMEDIATE PANEL - PLASTIC - TONGUE & GROOVE JOINT (SPECIFY LENGTH & WIDTH)
2	AND OTHERS	OTHER PANEL TYPES AVAILABLE TO ORDER
3	WH243	BOTTOM PANEL PLAIN - PLASTIC - SHIP LAP JOINT (SPECIFY LENGTH & WIDTH)
3	WH343	BOTTOM PANEL PLAIN - PLASTIC - TONGUE & GROOVE JOINT ( SPECIFY LENGTH & WIDTH)
3	WH345	BOTTOM PANEL PLAIN - PLASTIC - TONGUE & GROOVE JOINT WITH CUTOUT AND SEAL ( SPECIFY LENGTH & WIDTH)
3	WH353	BOTTOM PANEL PLAIN -ALUMINUM CLAD- TONGUE & GROOVE JOINT WITH CUTOUT AND SEAL ( SPECIFY LENGTH & WIDTH)
4	<b>WH11-2</b>	2" HORIZONTAL TRACK, CURBSIDE, 8" RADIUS, 130" LONG
5	<b>WH11-3</b>	2" HORIZONTAL TRACK, ROADSIDE, 8" RADIUS, 130" LONG
6	<b>WH1031</b>	2" VERTICAL TRACK, 130" LONG (ROADSIDE OR CURBSIDE)
7	<b>WH2275-1-100</b>	VERTICAL TRACK AND MOUNTING ANGLE ASSEMBLY - CURBSIDE (FOR UP TO 100" DOOR)
7	<b>WH2275-1-107</b>	VERTICAL TRACK AND MOUNTING ANGLE ASSEMBLY - CURBSIDE (FOR UP TO 107" DOOR)
7	<b>WH2275-2-100</b>	VERTICAL TRACK AND MOUNTING ANGLE ASSEMBLY - ROADSIDE (FOR UP TO 100" DOOR)
7	<b>WH2275-2-107</b>	VERTICAL TRACK AND MOUNTING ANGLE ASSEMBLY - ROADSIDE (FOR UP TO 107" DOOR)
8	WH61	MOUNTING ANGLE (SPECIFY LENGTH & SIZE)
9	<b>WH5423</b>	SIDE SEAL, 110" LONG
10	<b>WH18-3X96</b>	BOTTOM U-CHANNEL, 96"
10	<b>WH1801</b>	BOTTOM U CHANNEL SEAL RETAINER - ALUMINUM
12	<b>WH1676X96</b>	BOTTOM SEAL, 96" LONG
13	WH9723	PULL DOWN STRAP (WH9723 = 19" LONG, WH9723-1 = 32" LONG WH9723-11 = 60" LONG )
15	<b>WH1715</b>	GRAB HANDLE
16	WH232323	DO NOT REMOVE DECAL
17	<b>WH77</b>	LOCK ASSEMBLY, NO KEEPER
19	WH10-1002-9	RIVET, 1/4" X 1-5/16", 1/2" DIA. HEAD
20	<b>WH2804</b>	LATCH PLATE
21	<b>WH7515</b>	HANDLE KEEPER
22	<b>WH70-13</b>	CABLE ANCHOR, 1-1/4" U-BOLT
23	<b>WH1021</b>	BOTTOM ROLLER SHAFT COVER
24	<b>WH1370</b>	BOTTOM ROLLER BRACKET STUD PLATE
25	WH10-1022-1	KEP NUT, 1/4-20
26	WH10-1002-3	RIVET, 1/4 X 1, 3/4" DIA. HEAD, CADMIUM PLATED STEEL.
27	<b>WH1209A</b>	ROLLER HINGE COMPLETE WITH COVER CLAMP AND NUTS
28	<b>WH1208</b>	ROLLER HINGE COVER CLAMP
29	<b>WH1207</b>	ROLLER HINGE
30	<b>WH15</b>	CENTER HINGE
31	WH10-1002-11	RIVET, 1/4" X 1-1/8", 1/2" DIA. HEAD
32	WH6	SPACER WASHER
33	<b>WH3228</b>	2" NYLON ROLLER (PART NUMBER 1190654 CAN BE SUBSTITUTED)
33	<b>WH2996</b>	2" STEEL ROLLER (PART NUMBER 1190664 CAN BE SUBSTITUTED)
34	<b>WH6943</b>	TOP CLOSURE SLIDE
35	<b>WH1264</b>	TOP CLOSURE BASE WITH NUTS AND BOLTS
36	<b>WH6944</b>	TOP CLOSURE ASSEMBLY COMPLETE
37	<b>WH4032-98</b>	TOP SEAL, 98" LONG
38	<b>WH2376</b>	BALANCER ASSEMBLY, 87" OR 96"
39	<b>WH2524</b>	BALANCER BRACKET - ROADSIDE
40	<b>WH2523</b>	BALANCER BRACKET - CURBSIDE
41	<b>WH2525</b>	BALANCER BRACKET, CENTER
42	<b>WH2526</b>	CLAMP ASSEMBLY
43	WH10-1063-1	SELF LOCKING NUT, 5/16"-18
44	<b>WH2528</b>	BALANCER SHAFT, 96" LONG
45	<b>WH2547</b>	CABLE DRUM AND BEARING ASSEMBLY - ROADSIDE
46	<b>WH2548</b>	CABLE DRUM AND BEARING ASSEMBLY - CURBSIDE
47	<b>WH2518</b>	WINDING CONE
48	WH2471	SPRING SPACER
49	WH2704	TORSION SPRING - ROADSIDE, LH WOUND
50	WH2705	TORSION SPRING - CURBSIDE, RH WOUND
51	WH2522	THRUST WASHER
52	WH10-1009-8	COTTER PIN (3/16" X 1-1/2")
53	WH10-1033-2	TORQUE NUT (5/16"-18)
54	WH83	2" TRACK STOP BUMPER
55	WH10-1010-3	BOLT, 1/4"-20 X 2-1/2"
56	WH1-xx	1/8" STAINLESS STEEL CABLE WITH 5/16" EYE. (SEE REPLACEMENT CABLES)
57	WH2699	SET SCREW 3/8-16 X 5/8
58	WH10-1006-1	WASHER, 1/4 X 3/4
59	WH2370	BOLT, 5/16 X 5/8
60	WH5726	WEAR PLATE, FOR DOORS WITH BOTTOM SEAL
61	<b>WH1371-A</b>	COMPLETE BOTTOM BRACKET WITH COVER
62	WH10-1068-1	DRIVE SCREW (13 X 3/4)
63	WH5509	STUD PLATE
64	WH5504	WEAR PLATE
65	WH5502	BOTTOM ROLLER CLAMP
66	<b>WH5600</b>	BOTTOM ROLLER BRACKET ASSEMBLY

**Note:**

**Curbside and roadside** parts for Whiting doors are identified as if you were standing outside, at the rear of the vehicle, facing forward.





## WHITING ROLL-UP DOOR PANELS

### Standard Features:


Premium grade 7 ply, 3/4" panels manufactured with a medium density overlay (MDO), laminated to smooth hardwood outer veneers of Transportation Core™ plywood, all designed for optimum strength and appearance.

Tongue-and-groove type or ship lap joint. Panels are prime-painted and plastic coated.



### INTERMEDIATE PANELS

Part No.	Description
<b>WH242-12x98</b>	12" high, 98" wide, 3/4", primed, ship lap joint.
<b>WH242-15x98</b>	15" high, 98" wide, 3/4", primed, ship lap joint.
<b>WH342-11x98</b>	11" high, 98" wide, 3/4", primed, tongue and groove.
<b>WH342-11.5x98</b>	11.5" high, 98" wide, 3/4", primed, tongue and groove.
<b>WH342-12x98</b>	12" high, 98" wide, 3/4", primed, tongue and groove.
<b>WH342-15x98</b>	15" high, 98" wide, 3/4", primed, tongue and groove.



### BOTTOM PANELS

Part No.	Description
<b>WH243-15x98</b>	15" high, 98" wide, 3/4", primed, plain ship lap joint, no channel or seal.
<b>WH343-11.5x98</b>	11.5" high, 98" wide, 3/4", primed, tongue and groove, plain ship lap joint, no channel or seal.
<b>WH345-2-15x98</b>	15" high, 96" wide, 3/4", primed, tongue & groove, with steel u-channel, no channel or seal.
<b>WH345-3-11x98</b>	11" high, 98" wide, 3/4", primed, tongue & groove, with aluminum channel and seal.
<b>WH345-3-12x98</b>	12" high, 98" wide, 3/4", primed, tongue & groove, with aluminum channel and seal.
<b>WH345-3-15x98</b>	15" high, 98" wide, 3/4", primed, tongue & groove, with aluminum channel and seal.
<b>WH353-15x98</b>	11" high, 98" wide, 3/4", aluminum clad, tongue & groove, white, no channel or seal.





**GENUINE WHITING REPLACEMENT PARTS**

**Lock Assembly, Less keeper**

<b>Part No.</b>	<b>Application</b>
WH77	For 3/4" door
WH77-1	Offset, for 3/4" door
WH4077	Rear Cam lock
WH77KIT	Lock & Keeper Kit



**Lock keeper**

<b>Part No.</b>	<b>Application</b>
WH7515	For 3/4" door

**2" Patented Steel Roller**

<b>Part No.</b>	<b>Application</b>
WH2996	2" steel (1190664)



**2" Steel Roller with 5" Shaft**

WH2996-3	Roller with 5" Shaft
----------	----------------------

**2" Nylon Roller**

<b>Part No.</b>	<b>Application</b>
WH3228	2" nylon roller (1190654)



**Roller Hinge w/Cover**

<b>Part No.</b>	<b>Application</b>
WH1209A	Assy. 3/4" & insulated doors

WH1207	Hinge, less WH1208 cover
WH1208	Cover clamp only for 1209



**Center Hinge**

<b>Part No.</b>	<b>Application</b>
WH15	3/4" & insulated doors
WH2915	For Cargo Saver Door
WH33	Hinge pin, knurled and hardened for WH15



**Top Closure Bracket**

<b>Part No.</b>	<b>Application</b>
WH6944	Assembly - Both Pcs.
WH6943	Slide bracket only
WH1264	Base only, includes bolts and nuts

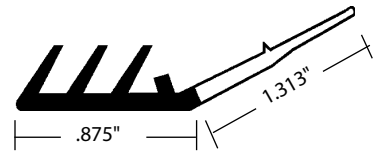



**Double Cable Balancer Assembly For Whiting Premium 3/4" Door**

<b>Part No.</b>	<b>Application</b>	<b>Brackets</b>		
WH2528	Operator Shaft - 96"	<b>Curbside</b>	<b>Center</b>	<b>Roadside</b>
WH2376-87	For 96" wide trailers	WH2523	WH2525 & WH2526	WH2524
WH2376-93H	For 112" wide trailers	WH2523	WH2525 & WH2526	WH2524
WH2376-96	For 102" wide trailers	WH2523	WH2525 & WH2526	WH2524

**Part No. Application**

<b>(A) Bottom Bracket With Cover &amp; Plate</b>	Bracket for bottom roller
WH1371-A	
<b>(B) Bottom Roller Brk't Stud Plate</b>	Component of WH1371
WH1370	
<b>(C) Bottom Roller Shaft Cover</b>	Component of WH1371
WH1021	



**Side Seal**

<b>Part No.</b>	<b>Application</b>
WH5423	3/4" & 1" doors, 110"
WH7470	Insulated doors, 110"

**Latch Plate**

<b>Part No.</b>	<b>Application</b>
WH2804	3/4" doors



**Door Pull Straps**

<b>Part No.</b>	<b>Application</b>
WH9723	19" Door Pull Strap
WH9723-1	32" Door Pull Strap
WH9723-11	60" Door Pull Strap

**Cable Drum & Bearing Assemblies**

<b>Part No.</b>	<b>Application</b>
WH2547	Roadside
WH2548	Curbside

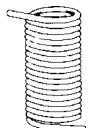


**Spring length** is measured when the spring is relaxed.

**Wire diameter** is indicated by a paint marking on one end of the spring. When ordering, this color should be reported, if visible.

**Spring length and wire diameter** can also be found stamped on their center of the balancer shaft, or on a tag also near the center of the shaft.

Left hand Wound  
(Counterclockwise)  
Roadside





## ROLL-UP DOOR CABLES

**All door cables** are 7 x 19 preformed galvanized (GA) or stainless steel aircraft cable.

Fittings are all aluminum. **Cables sold in pairs only.** Each pair tagged with the Fleetcraft Part Number.

### TODCO ROLL-UP DOOR CABLE SELECTIONS

Length (")	Type	Eye Size	Color Code	Part No. Number
110	SS	5/16"	Red	<b>1014245</b>
110	GA	5/16"	Gray	<b>1014245GA</b>
115	SS	5/16"	Blue	<b>1014246</b>
115	GA	5/16"	Black	<b>1014246GA</b>
120	SS	1/4"	Orange	<b>1014247</b>
125	GA	1/4"	Blue	<b>1014259GA</b>
130	SS	5/16"	Yellow	<b>1014248</b>
130	GA	5/16"	Green	<b>1014248GA</b>
130	SS	1/4"	Yellow	<b>1014249</b>



**Note:** The spools on Whiting cables with 5/16" eyes are beveled on one side for ease of installation on U-bolt style cable anchors. Whiting cables with 7/16" I.D. diameter spools are for attachment to bottom roller shafts.

### WHITING ROLL-UP DOOR CABLE SELECTIONS

Length (")	Type	Eye Size	Color Code	Part No. Number
105	SS	7/16"	Yellow	<b>1014250</b>
105	GA	7/16"	Yellow	<b>1014250GA</b>
110	SS	7/16"	Brown	<b>1014252</b>
110	GA	7/16"	Brown	<b>1014252GA</b>
115	SS	7/16"	Green	<b>1014255</b>
115	GA	7/16"	Green	<b>1014255GA</b>
115	SS	5/16"	Green	<b>1014256</b>
115	GA	5/16"	Green	<b>1014256GA</b>
125	SS	5/16"	White	<b>1014251</b>
125	GA	5/16"	White	<b>1014251GA</b>
125	SS	7/16"	Red	<b>1014253</b>
125	GA	7/16"	Red	<b>1014253GA</b>
130	SS	7/16"	N/C	<b>1014254</b>
130	GA	7/16"	N/C	<b>1014254GA</b>
135	SS	7/16"	Blue	<b>1014257</b>



## FLEETCRAFT ROLL-UP DOOR ASSEMBLIES

### Fleetcraft

### Features & Benefits Comparison:

### Competitors

- The Fleetcraft Top Seal is made of aluminum and therefore won't leave rust streaks running down the face of the door.
- Medium Density Overlay(MDO) is primed during lamination creating a smoother finish and improved barrier against moisture. Get a longer lasting door panel!
- All doors are traceable by serial number.
- Professionally packed for protection during shipping. Hardware is neatly packed and checked by weight to account for all necessary components.
- All panel routes and holes are machined by CNC for a complete consistent tight fit. CNC machined panels ensure rivets are installed in a tight straight line. (Computer Numerical Control.)
- Replacement door operator/counterbalance comes boxed to ensure damage free product.
- Some competitors use an uncoated mild steel top seal retainer which leads to rust streaks running down the face of the door.
- MDO is pre-primed on roll which can lead to micro-cracking of primer, allowing water to seep through, adding weight, and causing premature panel rotting.
- Components are un-organized lengthening the installation process. Hardware is in multiple bags which can lead to wait time on missing components.
- In some cases, chalk lines and human judgement are used. Human error in the layout process can lead to components being crooked with undesirable stress points.
- Bulk shipment of operators can lead to damages and complicated reshipment.





## FLEETCRAFT ROLL-UP DOOR ASSEMBLIES

### FLEETCRAFT "GENERAL PURPOSE" DOOR ASSEMBLIES

**GENERAL PURPOSE IN WHITE: THE LETTERS "WH" ARE AFTER THE PART NUMBER:**

Example: GP90x100 is a drop in door only, and GP90x100WH is the same door in White. Then, GP90X100WHKIT comes with white drop-in door and track and counterbalance; tongue and groove panels, and 1" rollers.

Drop-in door includes hardware only. 99900T is the track and operator kit.

Side seals are not included. Order separately if desired.



Door Part No.	Nominal Size	Actual Door Size	For Opening Size	Door Stack / Panel Sizes
GP90X90WH	90x90	90Wx90H	87 <sup>3</sup> / <sub>4</sub> x87 <sup>3</sup> / <sub>4</sub>	All panels 15"
GP90X90WHKIT	90x90	90Wx90H	87 <sup>3</sup> / <sub>4</sub> x87 <sup>3</sup> / <sub>4</sub>	All panels 15"
GP90X100	90x100	90Wx100H	87 <sup>3</sup> / <sub>4</sub> x100	1 15" Bottom, 3 15" Int., 2 11" Int., 1 18" Top
GP90X100KIT	90x100	90Wx100H	87 <sup>3</sup> / <sub>4</sub> x100	1 15" Bottom, 3 15" Int., 2 11" Int., 1 18" Top
GP98X105	98x105	98Wx105H	95 <sup>3</sup> / <sub>4</sub> x105	All panels 15"
GP98X105KIT	98x105	98Wx105H	95 <sup>3</sup> / <sub>4</sub> x105	All panels 15"
GP98X105WH	98x105	98Wx105H	95 <sup>3</sup> / <sub>4</sub> x105	All panels 15"
GP98X105WHKIT	98x105	98Wx105H	95 <sup>3</sup> / <sub>4</sub> x105	All panels 15"
GP98X107	98x107	98Wx107H	95 <sup>3</sup> / <sub>4</sub> x107	1 15" Bottom, 5 15" Int., 1 17" Top
GP98X107KIT	98x107	98Wx107H	95 <sup>3</sup> / <sub>4</sub> x107	1 15" Bottom, 5 15" Int., 1 17" Top
GP98X107WH	98x107	98Wx107H	95 <sup>3</sup> / <sub>4</sub> x107	1 15" Bottom, 5 15" Int., 1 17" Top
GP98X107WHKIT	98x107	98Wx107H	95 <sup>3</sup> / <sub>4</sub> x107	1 15" Bottom, 5 15" Int., 1 17" Top
GP96X112WH	96x1112	96Wx112H	93 <sup>3</sup> / <sub>4</sub> x112	1 11" Bottom, 8 11" Int., 1 13" Top
GP96X112WH	96x1112	96Wx112H	93 <sup>3</sup> / <sub>4</sub> x112	1 11" Bottom, 8 11" Int., 1 13" Top

### FLEETCRAFT GP COMPOSITE DOOR ASSEMBLIES (2" Rollers, Tongue In Groove, 1/2" thick panels)

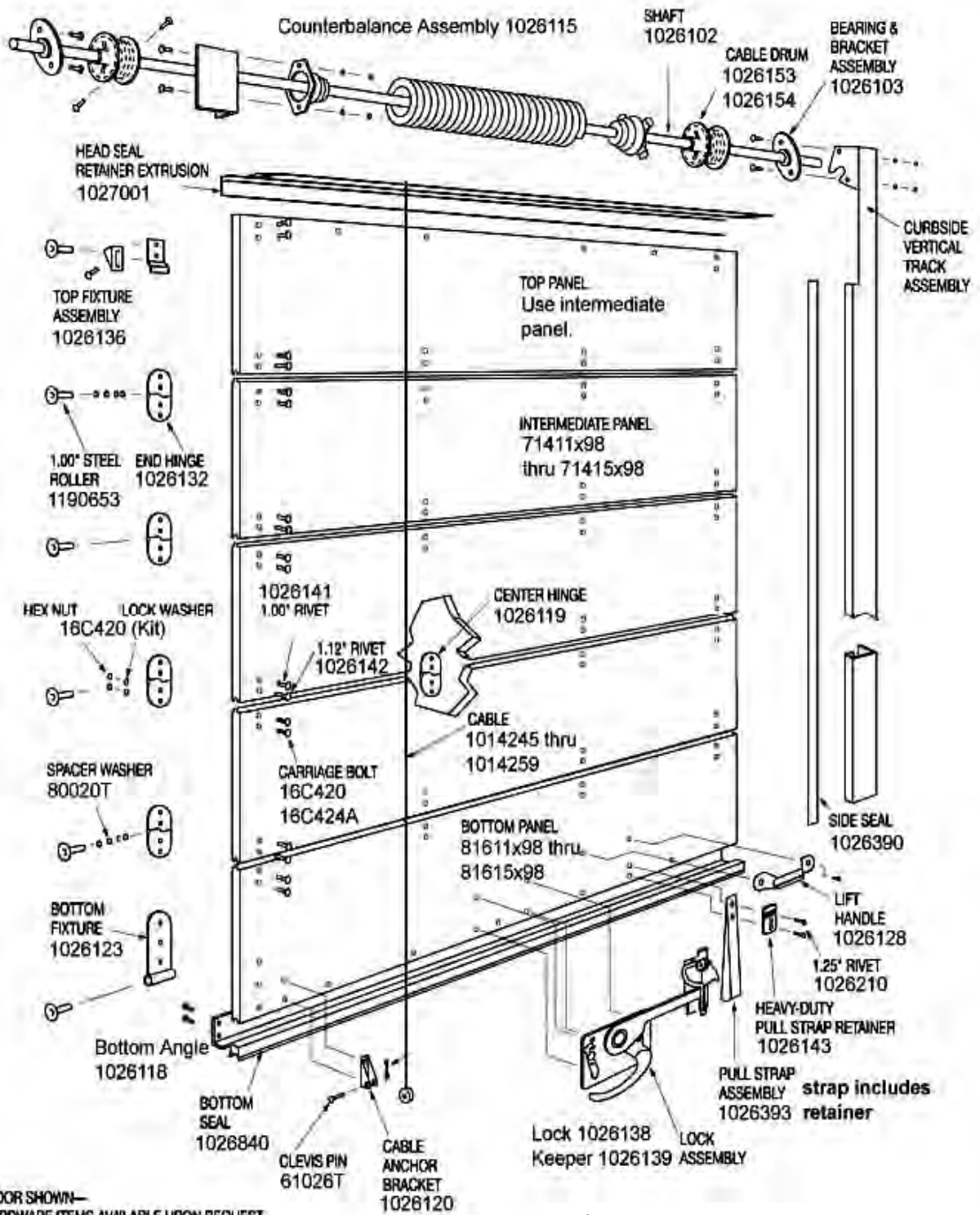
Door	Nominal	Actual Door	For Opening	
GPC98X105WH	98x105	98Wx105H	95 <sup>3</sup> / <sub>4</sub> x105	All panels 15"
GPC98X105WHKIT	98x105	98Wx105H	95 <sup>3</sup> / <sub>4</sub> x105	All panels 15"
GPC98X107WH	98x107	98Wx107H	95 <sup>3</sup> / <sub>4</sub> x107	1 15" Bottom, 5 15" Int., 1 17" Top
GPC98X107WHKIT	98x107	98Wx107H	95 <sup>3</sup> / <sub>4</sub> x107	1 15" Bottom, 5 15" Int., 1 17" Top

### FLEETCRAFT "GENERAL WORK" DOOR ASSEMBLIES (2" Rollers, Tongue In Groove)

Door	Nominal	Actual Door	For Opening	
GW90X90WH	90x90	90Wx90H	87 <sup>3</sup> / <sub>4</sub> x87 <sup>3</sup> / <sub>4</sub>	All panels 15"
GW90X90WHKIT	90x90	90Wx90H	87 <sup>3</sup> / <sub>4</sub> x87 <sup>3</sup> / <sub>4</sub>	All panels 15"
GW98X107WH	98x107	98Wx107H	95 <sup>3</sup> / <sub>4</sub> x107	1 15" Bottom, 5 15" Int., 1 17" Top
GW98X107WHKIT	98x107	98Wx107H	95 <sup>3</sup> / <sub>4</sub> x107	1 15" Bottom, 5 15" Int., 1 17" Top



**FLEETCRAFT ROLL-UP DOOR ASSEMBLIES - GP DOOR REPLACEMENT PARTS**

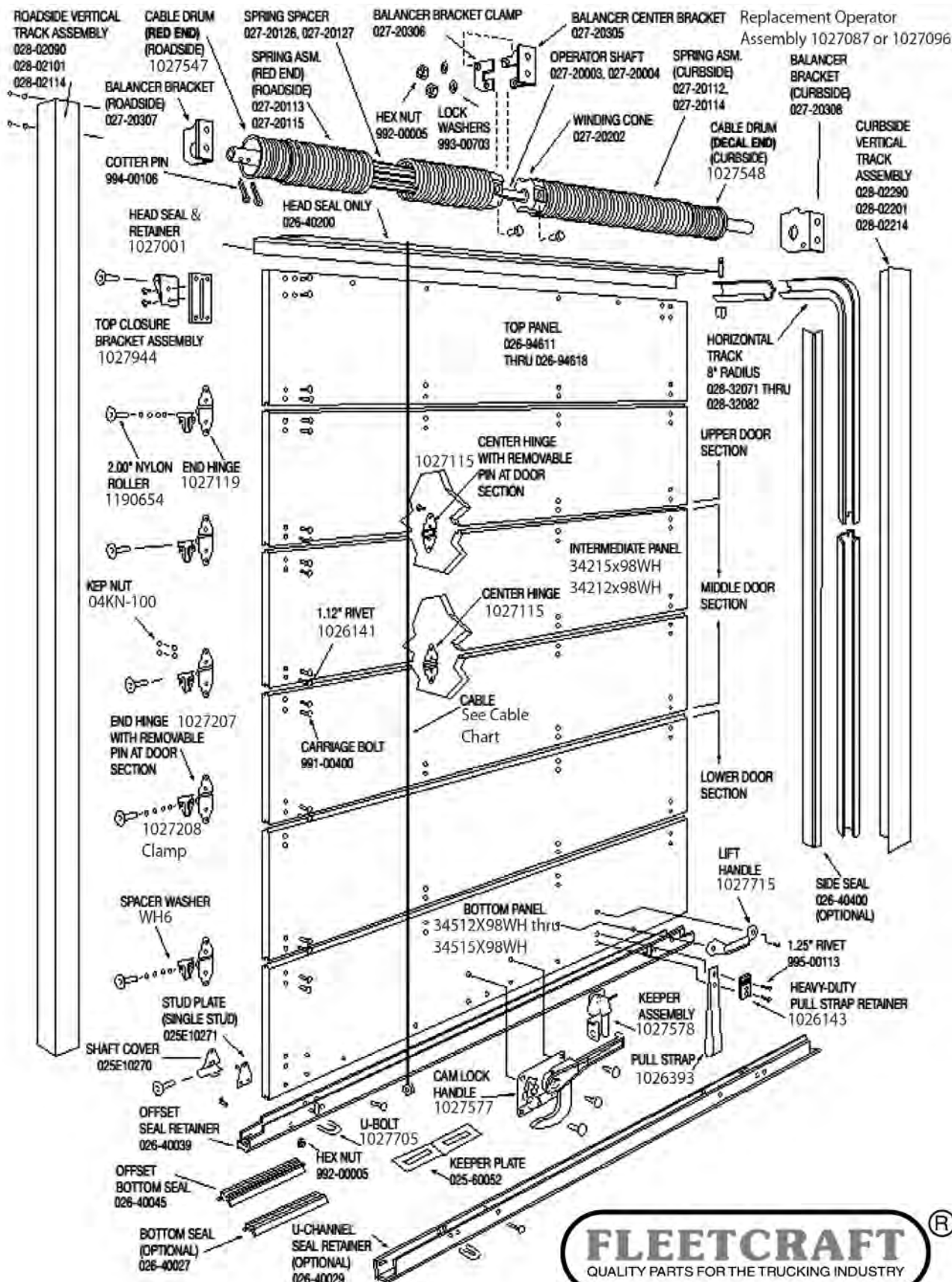


STANDARD DOOR SHOWN—  
OPTIONAL HARDWARE ITEMS AVAILABLE UPON REQUEST

Track & Operator Kit = Part No. 99900T

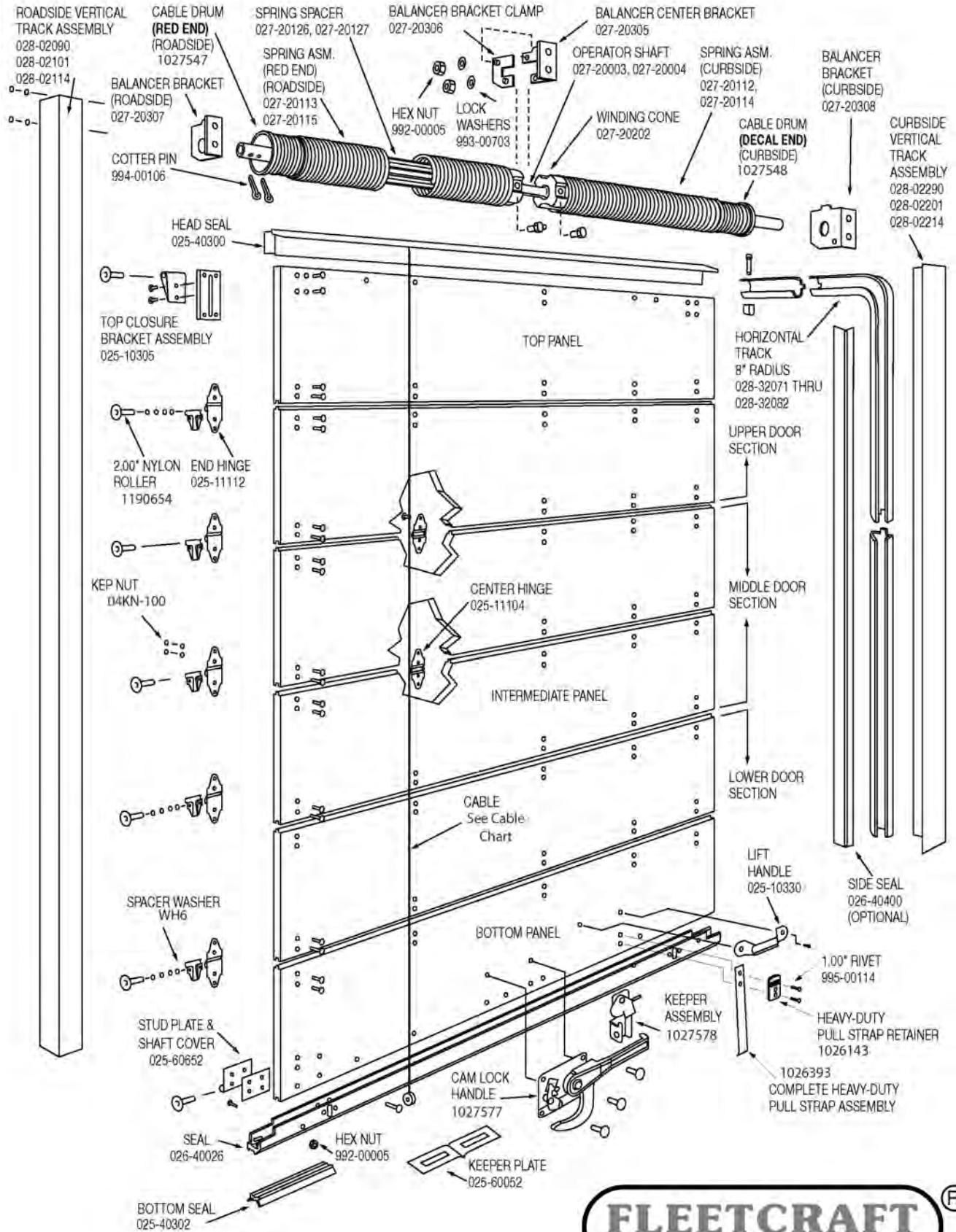


**FLEETCRAFT ROLL-UP DOOR ASSEMBLIES - GW DOOR REPLACEMENT PARTS**





# FLEETCRAFT ROLL-UP DOOR - GPC 1/2" COMPOSITE DOOR REPLACEMENT PARTS





**FLEETCRAFT ROLL-UP DOOR ASSEMBLIES - GPC DOOR SPECIFICATIONS**

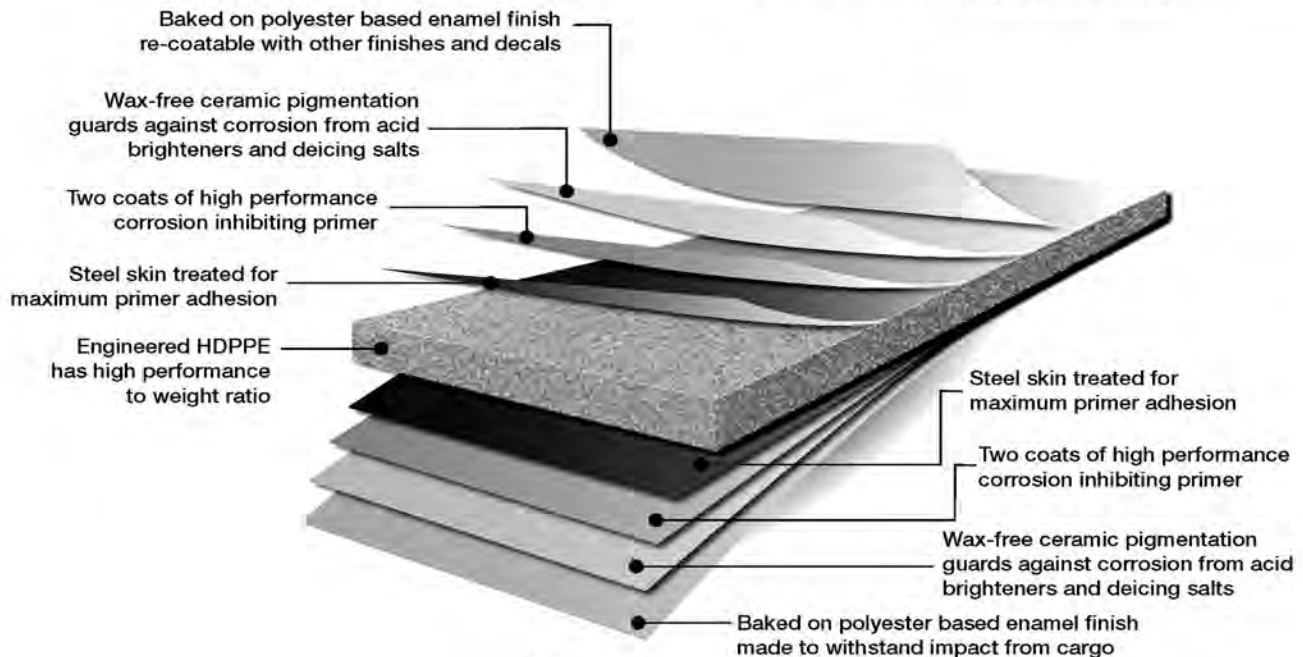
**NEW ToughTrak® Steel Clad Roll-Up Door**

**Features**

- 1/2" (13mm) composite panel thickness
- High density polyethylene core
- Baked on white enamel finish
- Panels are paintable
- Includes all hardware, steel lock assembly with keeper plate, stainless steel 7 x 19, 1/4 eye cables, heavy-duty lift handle, and 18" pull strap assembly
- Dual spring operator
- W-Style cam lock assembly (025-10577 & 025-10578)
- Adjustable top bracket assembly
- Head seal extrusion with rubber seal
- Tongue and groove seals
- Stainless steel rivets/E-coat/powder coated components
- E-coat/powder coated lock and keeper
- Cable drums are grooved to prevent cables from binding or wearing prematurely
- Uses 2.00" nylon roller
- Flexible PVC bottom seal with aluminum seal retainer
- End hinges have removable covers to allow easy roller replacement
- Dual durometer side seals are included on complete door assemblies
- Doors custom manufactured to meet exact specifications
- Doors packaged individually to prevent damage
- All hardware packaged and weighed to verify accuracy
- Complete doors use right angle channel mounting angle



• Universal Drop In (UDI) Doors and Complete-UDI Doors are shipped with hardware loose on both sides. Complete Replacement Doors and Replacement Doors have all hardware attached; please specify when ordering.



**FLEETCRAFT GP COMPOSITE DOOR ASSEMBLIES  
(2" Rollers, Tongue In Groove, 1/2" thick panels)**

Door	Nominal	Actual Door	For Opening	
GPC98X105WH	98x105	98Wx105H	95 <sup>3</sup> / <sub>4</sub> x105	All panels 15"
GPC98X105WHKIT	98x105	98Wx105H	95 <sup>3</sup> / <sub>4</sub> x105	All panels 15"
GPC98X107WH	98x107	98Wx107H	95 <sup>3</sup> / <sub>4</sub> x107	1 15" Bottom, 5 15" Int., 1 17" Top
GPC98X107WHKIT	98x107	98Wx107H	95 <sup>3</sup> / <sub>4</sub> x107	1 15" Bottom, 5 15" Int., 1 17" Top





**FLEETCRAFT OVERHEAD DOOR PARTS (TODCO STYLE)**



**Counterbalance Assembly**

**Part No. Interchanges with**  
**1026115** 59292

With 1<sup>3</sup>/<sub>4</sub>" diameter spring, 98" shaft

**Counterbalance Shaft**

**1026102** 51037



**Bearing Assembly**

**Part No. Interchanges with**  
**1026103** 51038

For 1" diameter shaft



**Cable Drums**

**Part No. Interchanges with**

**1026153** 59157-3 (Curbside)

**1026154** 59157-4 (Roadside)



**Rear Lock**

**Part No. Interchanges with**  
**1026138** 69571

Spring assisted for positive lock;  
Cast steel, zinc plated.



**Rear Lock Keeper**

**Part No. Interchanges with**  
**1026139** 69572

Cast, zinc plated



**Lift handle**

**Part No. Interchanges with**

**1026128** 61401

Heavy duty, zinc plated



**Safety Chain Assembly(Chain & Keeper)**

**Part No. Interchanges with**

**1026131** 69020

Cast steel, spring loaded, Zinc finish

**Keeper Assembly**

**1026121** 61223, WH4110

**Chain Assembly**

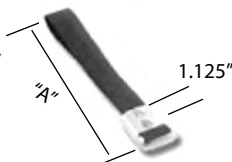
**1026122** 61229, WH4126



**Door Pull Strap Assembly**

**Part No. "A" Description**

**1026393** 30" Strap assembly



**Top Fixture Assembly**

Includes base, slide, & hardware

**Part No. Interchanges with**

**1026136** 69433

Top fixture base Only

**1026134** 69432

Slide Only

**1026431** 69431



**Center Hinge**

**Part No. Interchanges with**

**1026119** 61196

Zinc plated - Pack = 25



**End Hinge**

**Part No. Interchanges with**

**1026132** 69035

Zinc plated - Pack = 25



**Bottom Fixture**

**Part No. Interchanges with**

**1026123** 61352

Zinc plated



**Anchor Bracket - for door cable**

**Part No. Interchanges with**

**1026120** 61204

Zinc plated



**Steel Roller, 1" Diameter**

**Part No. Application**

**1190653** Steel - Pack = 50



**Seals**

**Part No. Type / Interchange**

**1026390** (A) Side 130" / 61390

**1026840** (B) Bottom 98" / 80840

**1027001** (C) Head 98" / 70001



**Pull Strap Retainer**

**Part No. Interchanges with**

**1026143** 69832

Galvanized;  
universal applications





**FLEETCRAFT OVERHEAD DOOR PARTS - WHITING STYLE**



**Balancer Assembly**

Double cable style.

Part No.	Description
1027087	87" long shaft .187 x 31" spring
1027096	96" long shaft .187 x 31" spring



**Cable Drums**

Part No.	Interchanges with
1027547	WH2547
1027548	WH2548



**Whiting Style Rear Lock & Handle Keeper**

Part No.	Description
1027577	Interchanges w/ WH77 lock
1027578	Handle keeper, use w/ lock



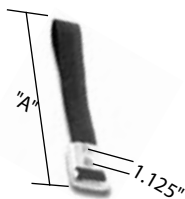
**Lift Handle**

Part No.	Interchanges with
1027715	WH1715



**Door Pull Strap Assembly**

Part No.	"A"	Description
1518	18"	Strap assembly
1524	24"	Strap assembly
1532	32"	Strap assembly



**End Hinge and Roller Cover**

Part No. Interchanges with Complete Assembly

1027119	WH1209A
1027207	WH1207
1027208	WH1208

Roller Hinge Only

Cover Clamp Only



**Center Hinge**

Part No. Interchanges with

1027115	WH15,
	Zinc plated



**Top Closure Assembly**

Adjusts top panel for firm seal

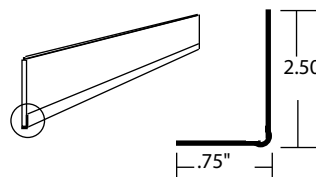
Part No.	Interchanges with
1027944	WH6944



**Bottom Angle**

Steel angle used on bottom of bottom panels. For GP Door or "T" Style applications. Interchanges 61191/WH4034

Part No.	Description
1026118	95 1/4" long, zinc plated



**Steel & Nylon Rollers, 2" Diameter**

Part No.	Application
1190664	Steel
1190654	Nylon



**U-BOLT**

Part No.	Description
1027705	1-1/2" (WH70-5)



**FLEETCRAFT ROLL-UP DOOR PANELS****TODCO-STYLE**

<b>Part No.</b>	<b>Description</b>
<b>71411X98</b>	11" intermediate panel
<b>71412X98</b>	12" intermediate panel
<b>71415X98</b>	15" intermediate panel
<b>71418X98</b>	18" intermediate panel
<b>71411X98WH</b>	11" white intermediate panel
<b>71413X98WH</b>	13" white intermediate panel
<b>71412X98WH</b>	12" white intermediate panel
<b>71415X98WH</b>	15" white intermediate panel

<b>81611X90</b>	11" bottom (90" wide)
<b>81611X98</b>	11" bottom
<b>81612X98</b>	12" bottom
<b>81615X90</b>	12" bottom panel (90" wide)
<b>81615X98</b>	15" bottom
<b>81611X98WH</b>	11" white bottom panel
<b>81612X98WH</b>	12" white bottom panel
<b>81613X98WH</b>	13" white bottom panel
<b>81615X98WH</b>	15" white bottom panel


**WHITING-STYLE**

<b>Part No.</b>	<b>Description</b>
<b>34211.5X98</b>	11.5" intermediate panel
<b>34211X98WH</b>	11" white intermediate panel
<b>34212X98WH</b>	12" white intermediate panel
<b>34215X98WH</b>	15" white intermediate panel
<b>34512X98WH</b>	12" white bottom panel
<b>34515X98WH</b>	15" white bottom panel

**Fleetcraft Whiting-Style Panel Specifications:**

No routes. 98" wide. Unless noted. Primed or White. Tongue in Groove.

Bottom panels have bottom seal and aluminum retainer.



3/4"  
Tongue  
in  
Groove  
style

**Fleetcraft Todco-Style Panel Specifications:**

6" routes.

98" wide. Unless noted.  
Primed or White.

Bottom panels have hardware installed on one end, come with bagged hardware, and pull strap.

**DOOR RIVETS**

<b>Part No.</b>	<b>Size</b>
<b>1026141</b>	1"
Interchanges 80841 / WH10-1002-3	
<b>1026142</b>	1-1/8"
Interchanges 80842 / WH10-1002-36	
<b>1026210</b>	1-1/4"
Interchanges 89210 / WH10-1002-29	





## SWING DOORS AND SWING DOOR PART ACCESSORIES

Premium exterior grade plywood cores with a variety of facings to meet your specifications..

Facings include pre-painted aluminum, mill finish aluminum, pre-painted steel, stainless steel and galvanized steel.

**\*ABBREVIATIONS:**

**PPW:** Pre-painted White, **PPG:** Pre-painted Gray,

**MFA:** Mill Finish Aluminum, **HDG:** Heavy Duty Galvanized

### 1/2" DOORS

**Part Number**

**Description**

**1/2X4X10WH-MFA** PPW\* one side, MFA\* opposite. (120" tall)

### COMPOSITE DOOR

**1013878**

PPW one side. .512X49X110.5 (13MM THICK) (110.5" tall)



### 3/4" DOORS

**Part Number**

**Description**

**3/4X4X10SS** Stainless steel one side, galvanized steel opposite. (120" tall)

**3/4X4X10WH** PPW Aluminum one side, galvanized steel opposite. (120" tall)

**3/4X4X10WH-MFA** PPW Aluminum one side, mill finish aluminum opposite. (120" tall)  
(Some of our branches use Part Numbers: 1013870, or 1013872)

**3/4X4X110.5W-HDG** PPW Aluminum one side, heavy duty galvanized opposite. (110.5" tall)

**3/4X4X110.5WH-MFA** PPW Aluminum one side, mill finish aluminum opposite, (110.5" tall.)  
(Some of our branches use Part Numbers: 1013873, or 1013874)

**3/4X4X12WH-MFA** PPW Aluminum one side, mill finish aluminum opposite, (144" tall.)

**1013885 (25 PC ONLY)** PPW Aluminum one side, mill finish aluminum opposite, (110.5" tall.)

**1013887 (25 PC ONLY)** PPW Aluminum one side, mill finish aluminum opposite, (120" tall.)

### 1" DOORS AAR RAILROAD APPROVED

**Part Number**

**Description**

**1X4X110.5W-AAR** PPW .026 Steel one side, galvanized steel opposite, (110.5" tall.)

### 1-1/4" DOORS AAR RAILROAD APPROVED

**Part Number**

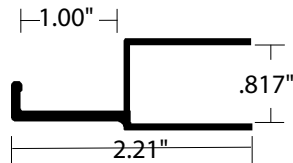
**Description**

**11/4X4X110.5W-AAR** PPW .026 Steel one side, galvanized steel opposite, (110.5" tall)

**SWING DOOR COMPONENTS****Aluminum  
Door Frame**

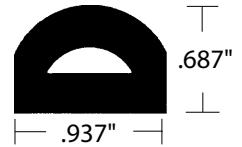
For 3/4" thick ply-metal doors.  
Used with X128 seal.  
10 foot long.

**Part No. X395X120**

**Compression Type  
Door Seal - Neoprene**

**Part No. X128**

Closed cell compression type seal  
for use with X395 aluminum door  
frame. Color black. Order by the foot.

**Corner Repair**

For 3/4" thick ply-metal doors.  
3/4"x18"x18"

**Part No. 1013875**

**Corner Tab Adhesive**

**Part No. Application**

**1013862** 4 oz. can w/brush in lid.  
Welds corner tabs to seal corners.

**Vinyl Corner Tabs**

**Part No. Application**

**1013859** 7/8" wide / 96 per bag


**1013860** 1-1/4" wide / 96 per bag

**Corner Reinforcement**

Heavy duty drop forged corner iron.

**Part No. Size**


**1010083** 12" x 12" x 1 1/2"

**Molded Corner Seal**

**Part No. Application**

**1014080** 3/4" door

**1014081** 1/2" door

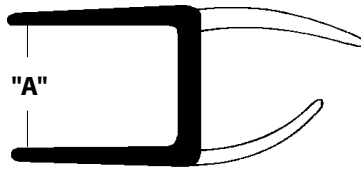




**SWING DOOR SEAL**

**Dual Durometer Seal**

A premium quality seal that stands up to severe service. Does not crack in the cold. Withstands warm weather without warping or distortion. Length - 14' Standard Carton Quantity: 15 (All Sizes)



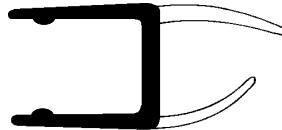
Door Seal Part No.	Door Thickness "A"
1013864	3/4" (Economy-20/carton)
1013865	1/2"
1013863	3/4"
1014044	1"
1014045	1 1/4"
1014076	1 1/2"
1014088	1/2" (Sea-Lok® brand)
1014090	3/4" (Sea-Lok® brand)

**SWING DOOR SEAL - "SUPER SEAL (SS)"**

**Dual Durometer "Super Seal"**

Moisture is the enemy of Ply-metal doors. Sealing beads on this seal contact the door surface when this seal is installed, helping to insure a waterproof installation.

Length - 14' - 15 per carton - 3/4" application.  
Part No. 3/4X14SS

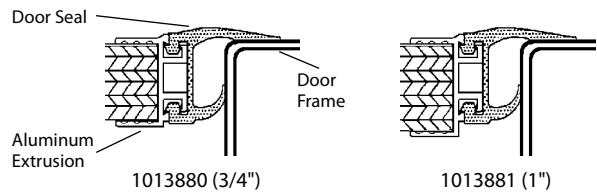


**SWING DOOR TRUSEALOR® DOOR SEALS**

**TRU-SEALOR® DOOR SEAL**

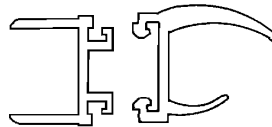
**Aluminum and Vinyl Seal Assemblies**

Door Size	Assembly Part No.	Includes These Components Door Extrusion	Door Seal
3/4"	1013880	1013868	1013867
1"	1013881	---	1013867



**Aluminum Extrusion - 14 feet length.**

Part No. 1013868 Application For 3/4" Panel For installation on door panel.

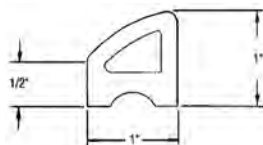


**Vinyl Door Seal - 14 feet length**

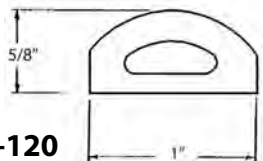
Part No. 1013867 For All Panel Sizes.

**SWING DOOR DOOR SEAL / TRAILMOBILE INNER SEAL**

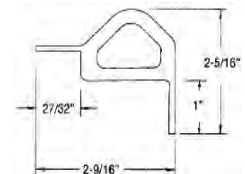
**Compression Door Seal**  
Part No. GD-DS01  
Interchanges Great Dane 45985



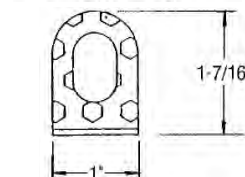
**Compression Door Seal**  
Part No. 90-4-1962-0-120



**Inner Seal**  
Part No. 90-4-1729-0-120  
10' piece.



**Inner Seal Adhesive Strip**  
Part No. 90-4-2236-0-114  
Self adhesive strip. 10' piece.





**INNER & OUTER GASKET - HYUNDAI**

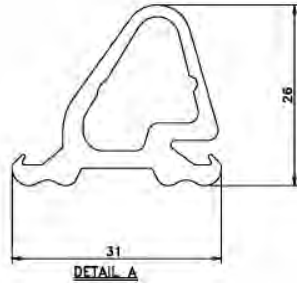
**INNER GASKETS**

**Part No. HY10005241**  
E18-167. LH - 1172x2582  
**Part No. HY10005242**  
E18-167. RH - 1172x2582

**Part No. HY10014203**  
E18-167. RH - 1172x2616  
Works with HY10014205  
Outer Gasket.

**Part No. HY10017163**  
E18-167. LH - 1172x2794  
**Part No. HY10017164**  
E18-167. RH - 1172x2794

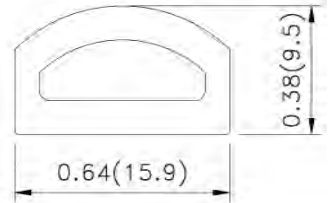
**Part No. HY10031141**  
E18-167. RH - 1160x2522



**OUTER GASKETS**

**Part No. HY10005263**  
E18-172. LH - 1263x2677  
**Part No. HY10005259**  
E18-172. RH - 1214x2686

**Part No. HY10005258**  
E18-172. LH - 1214x2686  
**Part No. HY10005264**  
E18-172. RH - 1263x2686

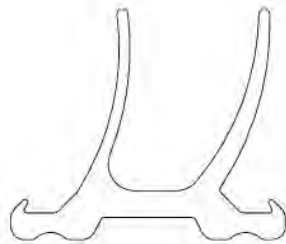


**Part No. HY10014205**  
E18-172. RH - 1263x2711  
Works with HY10014203  
Inner Gasket.

**INNER GASKETS**

**Part No. HY10017713**  
E18-193. LH - 1204x2720  
**Part No. HY10017714**  
E18-193. RH - 1184x2720

**Part No. HY10025012**  
E18-193. LH - 1195x2586  
**Part No. HY10025013**  
E18-193. RH - 1195x2586

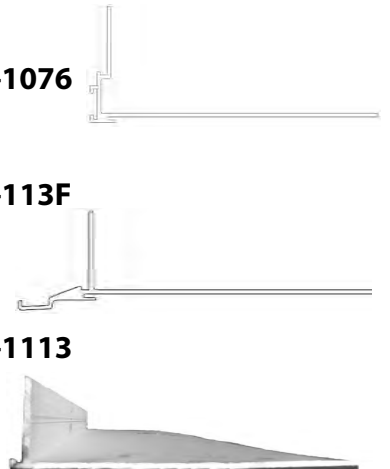


**OUTER FRAMES**

**Part No. HYE19-023-1076**  
107.375"

**Part No. HYE19-196-113F**  
113.938" Aluminum.


**Part No. HYE19-197-1113**  
XXX.XX" Aluminum.



**INNER FRAMES**

**Part No. HYE19-026-1072**  
PVC. 107.125  
**Part No. HYE19-168-108C**  
PVC. 108.75"

**Part No. HYE19-189-1134**  
PVC. 113.25"  
**Part No. HYE19-204-1116**  
PVC Door Frame: 111.625"  
3.75" wide x 1.38" tall hat.





## TRAILMOBILE SWING DOOR LOCK ROD KIT

### Part No. 700-532-13

Item	Description	Part No.	Qty
1	Top Cam	532-5-42	1
2	Top Cam Keeper	532-9-52	1
3	Top and Bottom Bearing Cover	532-6-32	2
4	Top and Bottom Cover Bushing	532-6-33	4
5	Bearing Cover Back Plate	532-6-31	4
6	Lock Rod Bearing Cover	532-6-30	2
7	Lock Rod Pipe	700-532-9	0
8	Lock Handle	532-1-46	1
9	Latch Assembly	532-A2-21	1
10A	Roadside Handle Bracket and Sleeve	700-532-14L	1
10B	Curbside Handle Bracket and Sleeve	700-532-14R	1
11	Bottom Cam	532-5-43	1
12	Bottom Cam Keeper	532-9-54	1

#### Note:

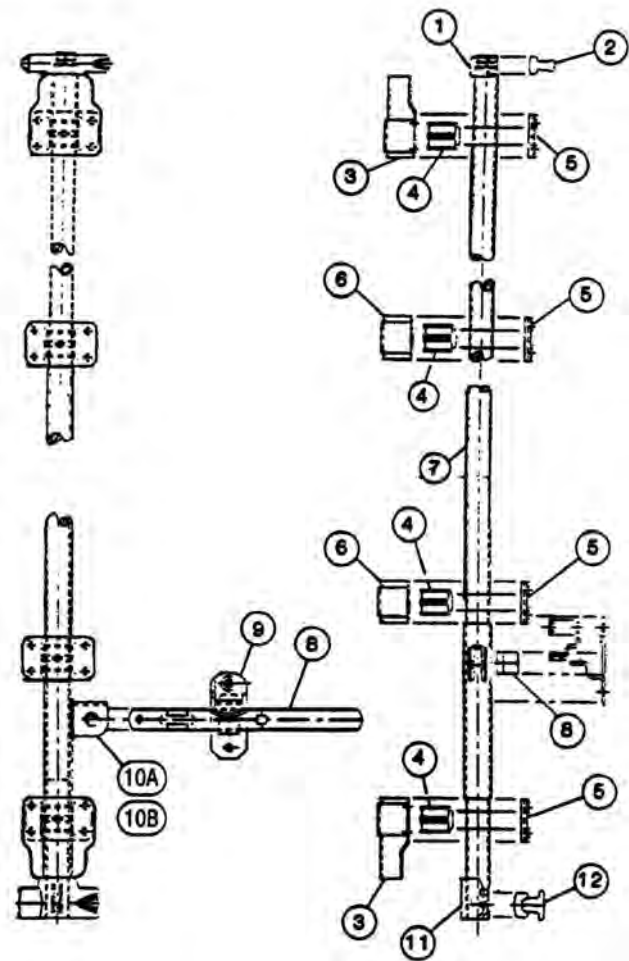
For stainless steel cam keepers,  
order:

**532-9-52-1 Top Cam Keeper**

**532-9-54-1 Bottom Cam Keeper**

Comes without lock rod.

Part Number 1039113 can be used.







# REAR DOOR LOCK HARDWARE

## Rear Door Lock Hardware Kit

Zinc plating on all steel components  
Can be installed on RH or LH door.

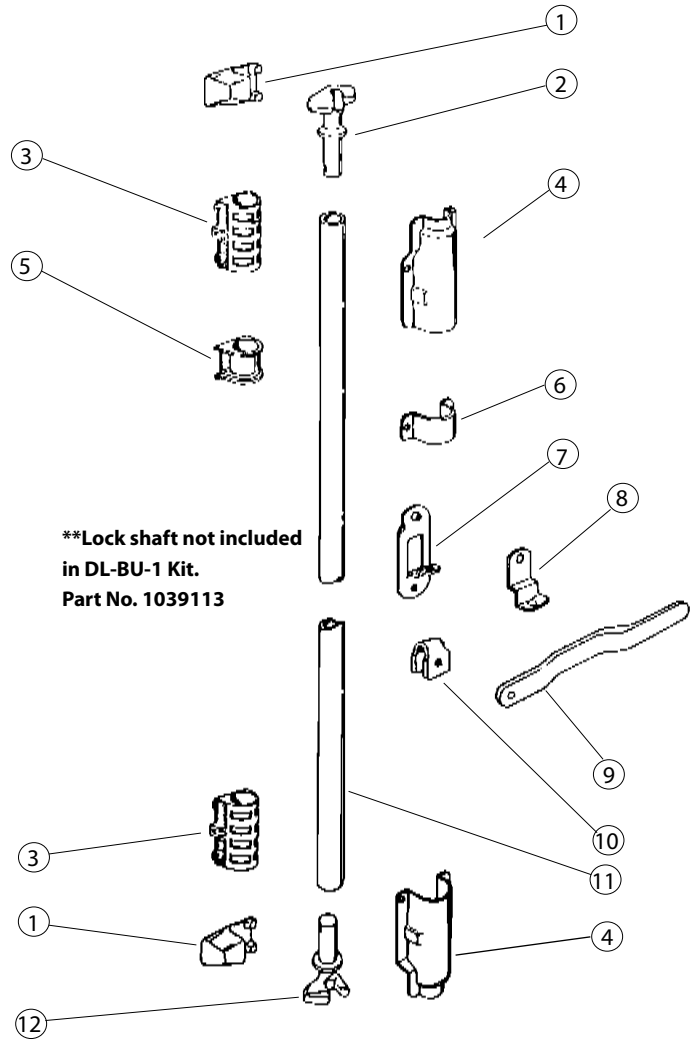
**Part No. DL-BU-1**    **\*\*Lock shaft not included.**

### Parts List

Item	Qty.	Description	Part No.
1	2	Keeper	<b>1064</b>
2	2	Rod end, top curbside	<b>4044</b>
3	2	Cam guide bearing	<b>4042PR</b>
4	2	Cam Guide	<b>4207</b>
5	2	Rod guide bushing	<b>4006PR</b>
6	1	Rod guide	<b>4005</b>
7	1	Seal plate	<b>4011</b>
8	1	Seal pin	<b>4012</b>
9	1	Lever handle	<b>4090</b>
10	1	Handle mount	<b>4208</b>
11	1	Lock Shaft**	<b>1039113</b>
12	1	Rod end, bottom curbside	<b>4043</b>

### Lock Shaft - Part No. 1039113

1 3/8" O.D. Hot Dipped Galvanized Tubing.  
120 Inch Length.



# MID-CAM REAR DOOR LOCK HARDWARE

## Extra Security For Rear Doors.

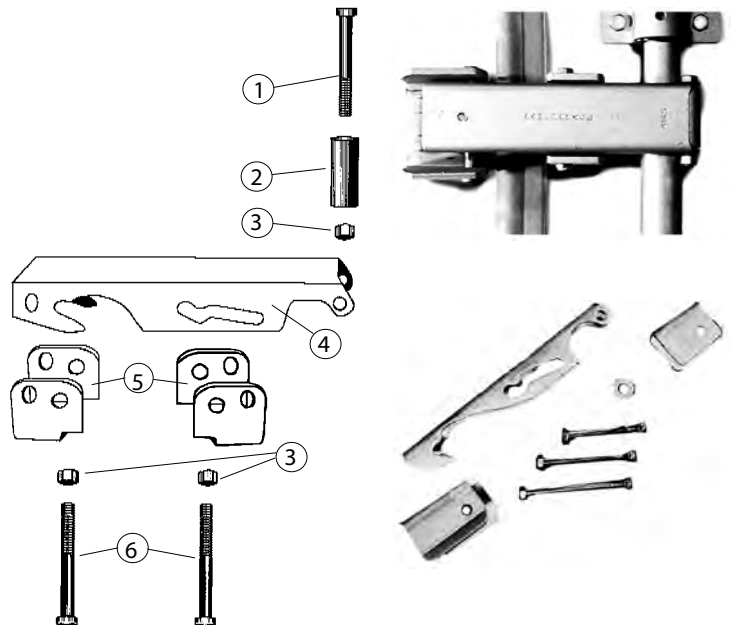
### MID-CAM REAR DOOR LOCK KIT

Zinc plated for long wear. An optional lock assembly for use with rear door lock hardware.

**Part No. MC6000**



Item	Description
1.	3/8" X 3" Plated Hex Bolt
2.	Cam Bearing
3.	3/8" Hex Lock Nut
4.	Cam Lock
5.	Lock Brackets
6.	3/8" X 4" Plated Hex Bolt





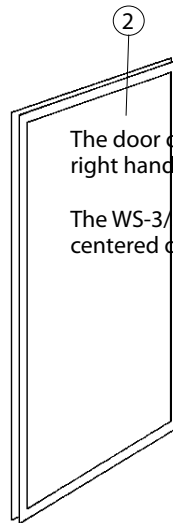
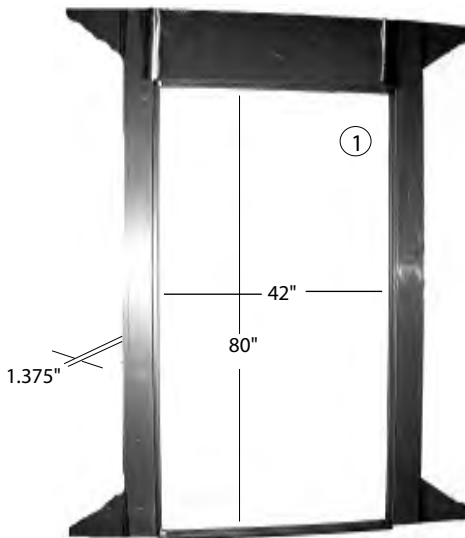
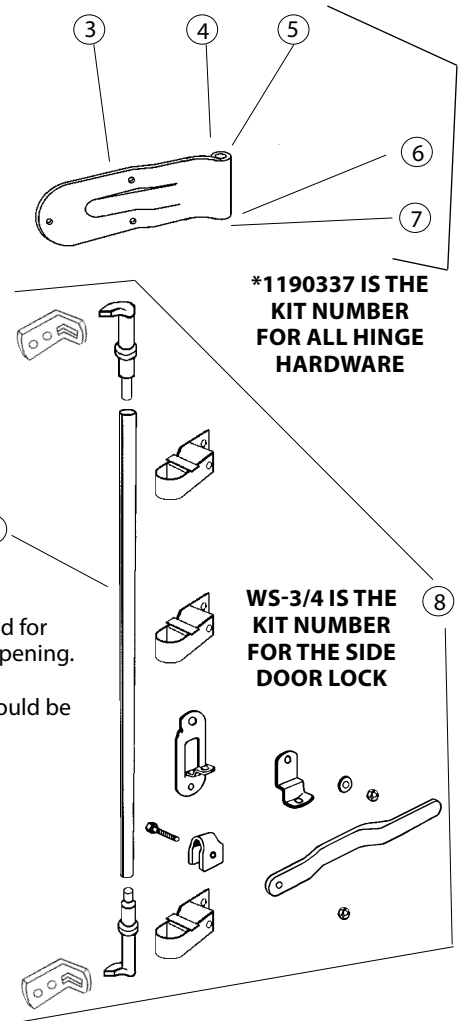
**TRAILER SIDE DOOR KIT**

**Part No. 1190338 SIDE DOOR KIT**

Door Opening 42" Wide, 80" High

**Parts List - KIT CONSISTS OF:**

Item	Part No.	Description	Qty.
1	1114610	Steel Frame, 95" High, 1-3/8" Post Thickness	1
2	1208943	3/4" Door, <b>With Gasket</b> , Undrilled	1
3	1010143	HINGE STRAP*	3
4	1010164	Hinge Bracket*	3
5	1153668	Hinge Pin*	3
6	1036612	Hinge Washer*	3
7	1F-316	Cotter Pin*	3
8	WS-3/4	Hardware Kit, Less Lock Rod Shaft (SEE BELOW)	1
9	7554-25	Lock Shaft, 3/4" X 54 1/4" (SEE BELOW)	1



**Note:**

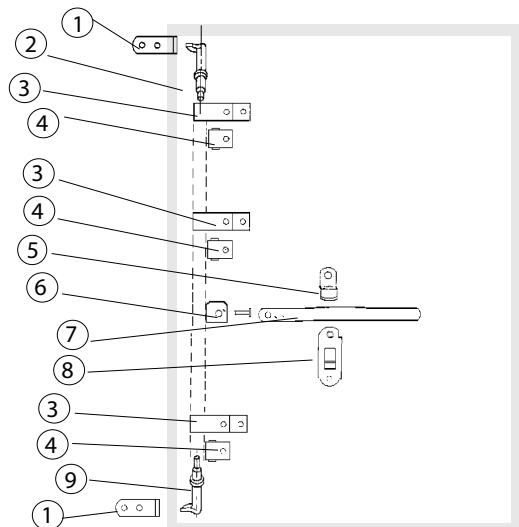
As a standard practice, reinforcements are added to trailers when installing a side door. Caution is urged if installing in trailer with higher or lower post height than 95". Additional reinforcements to both frame and trailer may be necessary. For Dry Van Trailers Only.

**SIDE DOOR LOCK - Part No. WS-3/4**

Zinc plating on all forged steel parts  
Can be installed for RH or LH opening.

**Note:** Lock shaft not included with Kit. Shaft is 3/4" pipe, 54 1/4" long. Order Separately under **Part No. 7554-25**

Item	Part No.	Description
1	4064	Cam Keeper
2	4148	Cam End (lever to right)
3	4085	Guide Plate
4	4077	Guide Plate
5	4012	Seal Pin
6	4208	Lever Mount
7	4090	Lock Rod Lever
8	4011	Seal Plate
9	4147	Cam End (lever to left)



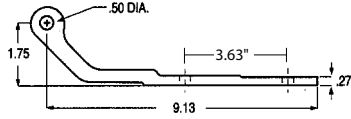
**Other lock kits available in stock!**



# REPLACEMENT DOOR HINGES

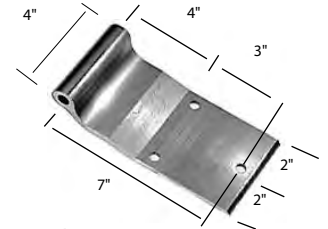
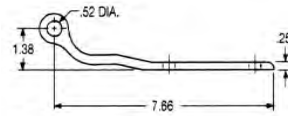
## DORSEY

**Part No. Description**  
**1010158** Aluminum,  
4 Hole Interchanges 2810093.  
Holes are .41" diameter.



## FRUEHAUF STYLE

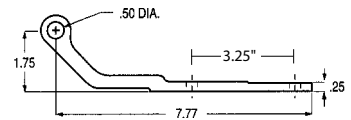
**Part No. Description**  
**1010172** Aluminum,  
3 Hole Hinge  
Interchange number  
DBA00158300



Holes are .41" diameter.


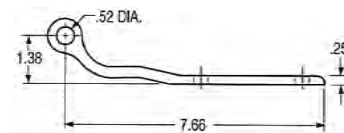
## DORSEY

**Part No. Description**  
**1010159** Aluminum, 3 Hole.  
Interchanges 2810919. Holes .50"



## FRUEHAUF STYLE

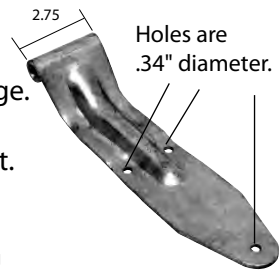
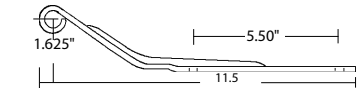
**Part No. Description**  
**1010168** 4 Hole Hinge  
Extruded aluminum,  
Interchanges BCF004678001



Holes are .41" diameter.

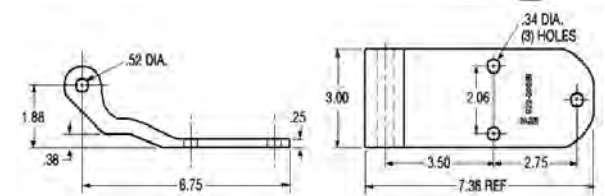
## DORSEY

**Part No. Description**  
**4101481** Steel 3 Hole Hinge.  
Zinc plated.  
Use with 4101483 hinge butt.




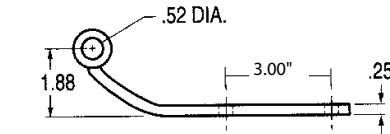
## GINDY STYLE

**Part No. Description**  
**022-00039** 3 Hole Hinge  
Extruded aluminum,  
Interchanges H04-B01073



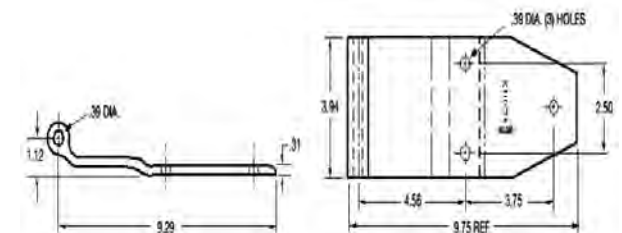
## FRUEHAUF STYLE

**Part No. Description**  
**DCE008681-001** 4 Hole Hinge,  
4" Wide. Steel, zinc plated.




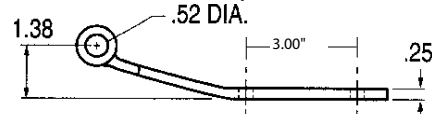
## GREAT DANE STYLE

**Part No. Description**  
**022-01058** 3 Hole Hinge  
Extruded aluminum,  
Interchanges 47563



## FRUEHAUF STYLE

**Part No. Description**  
**DCF003980-001** 4 Hole Hinge,  
4" wide, Steel, zinc plated.

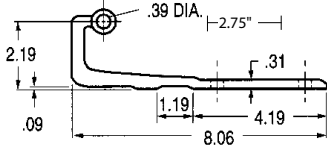




**REPLACEMENT DOOR HINGES**

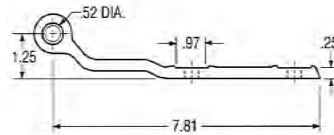

**GREAT DANE STYLE**

**Part No. Description**  
**1010145** 3 Hole Hinge  
 Extruded aluminum,  
 Interchanges 08206



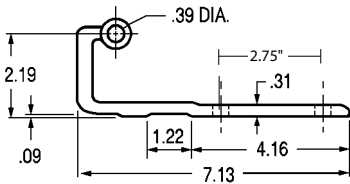
**GREAT DANE STYLE**

**Part No. Description**  
**1010167** 4 Hole Hinge  
 Extruded aluminum,  
 Interchanges 31800904



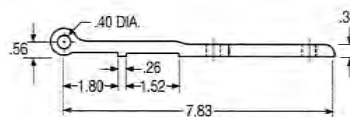

**GREAT DANE STYLE**

**Part No. Description**  
**1010146** 3 Hole Hinge  
 Extruded aluminum,  
 Interchanges 08138



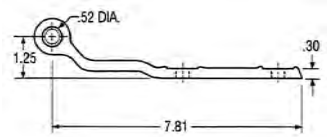
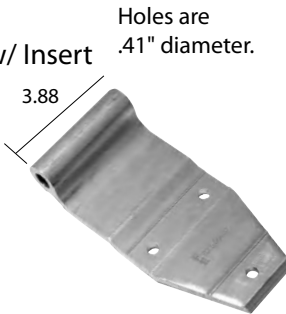
**GREAT DANE STYLE**

**Part No. Description**  
**1010169** 3 Hole Hinge  
 Extruded aluminum,  
 Interchanges 15152



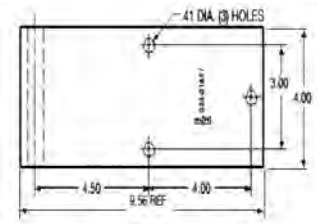
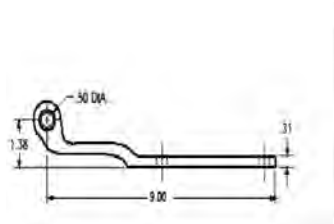

**GREAT DANE STYLE**

**Part No. Description**  
**1010157** 3 Hole Hinge w/ Insert  
 Extruded aluminum,  
 Interchanges 31801018



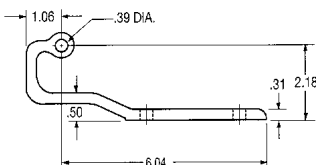

**HYUNDAI TRAILER**

**Part No. Description**  
**TRR7000C-AH** 3 Hole Hinge  
 Extruded Aluminum,  
 with bushing insert.



**GREAT DANE STYLE**

**Part No. Description**  
**1010163** 3 Hole Hinge  
 Extruded Aluminum,  
 Interchanges 42500813



**HYUNDAI TRAILER - Part No. HY10015902**

**Description - Nylon Bushing insert.**



**HYUNDAI TRAILER - Part No. HY10016045**

**Description - 4 Hole Hinge**  
 Hot Dipped Galvanized  
 with bushing insert.





# REPLACEMENT DOOR HINGES

**HYUNDAI TRAILER -**  
**Part No. HY10009668**  
**Description - 3 Hole Hinge**  
 (Bushing insert HY10015902 sold separately)



**HYUNDAI TRAILER -**  
**Part No. HY10015902**  
**Description - Nylon Bushing insert.**



**HYUNDAI TRAILER -**  
**Part No. HY10009669**  
**Description - 4 Hole Hinge**



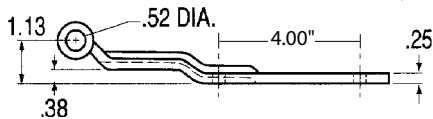
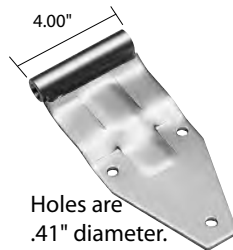
**HYUNDAI TRAILER -**  
**Part No. HY10020361**  
**Description - 4 Hole Hinge**



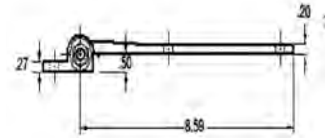
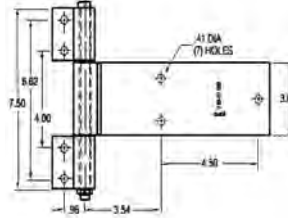
**HYUNDAI TRAILER -**  
**Part No. HY10011746**  
**Description - 4 Hole Hinge**



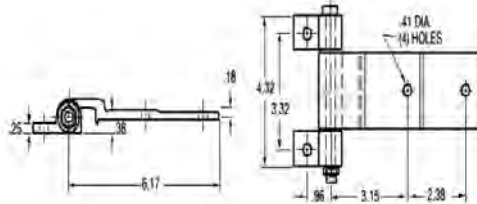
**KENTUCKY STYLE**  
**Part No. Description**  
**1010144 3 Hole Hinge**  
 Steel, zinc plated,  
 Interchanges A1-5984-50



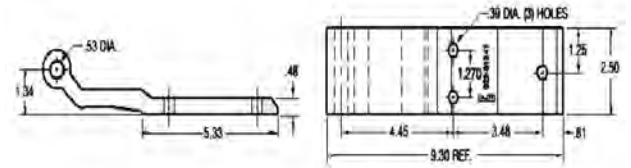
**KENTUCKY STYLE**  
**Part No. Description**  
**022-01035 3 Hole Hinge**  
 Hinge and butt assembly,  
 Interchanges 6616396000




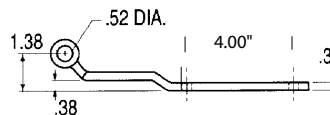
**KENTUCKY STYLE**  
**Part No. Description**  
**022-01040 2 Hole Hinge**  
 Hinge and butt assembly,  
 Interchanges 6616600000



**MANAC STYLE**  
**Part No. Description**  
**022-01041 3 Hole Hinge**  
 Interchanges V3K00002



**MINER STEEL HINGES**  
**Part No. Description**  
**H-1060-3 3 Hole Hinge, 5/16" Steel, .39 hole dia.**  
**H-1088 3 Hole Hinge, 1/4" Steel, .41 hole dia.**  
**H-1060-4 4 Hole Hinge, 5/16" Steel, .41 hole dia.**  
**H-1060-5-5 5 Hole Hinge, 5/16" Steel, .41 hole dia.**



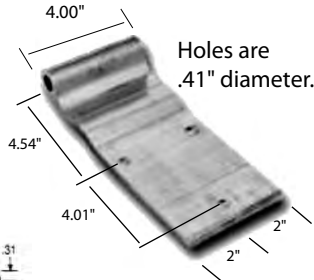
Great Replacements for Many kinds of Hinges!



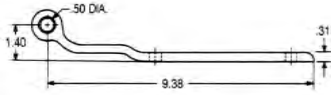
**REPLACEMENT DOOR HINGES**

**MONON STYLE**

**Part No. Description**  
**1010135** 3 Hole Hinge  
 Aluminum, with insert,  
 Interchanges ED045011

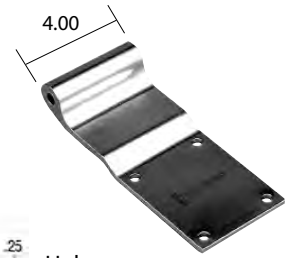


Holes are  
 .41" diameter.

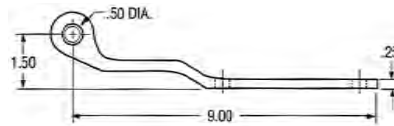


**STOUGHTON STYLE**

**Part No. Description**  
**1010166** 4 Hole Hinge  
 Extruded aluminum,  
 interchanges 04-08316




Holes are  
 .41" diameter.

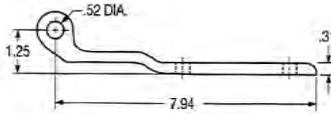


**MONON STYLE**

**Part No. Description**  
**1010183** 3 Hole Hinge  
 Extruded aluminum,  
 Interchanges PC1310

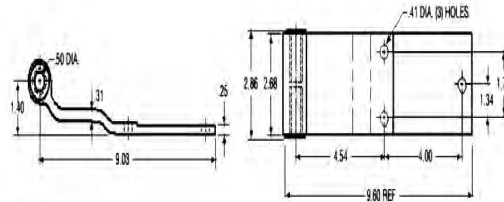


Holes are  
 .41" diameter.




**STOUGHTON STYLE**

**Part No. Description**  
**022-01081** 3 Hole Hinge  
 Extruded aluminum,  
 interchanges 04-86386-001

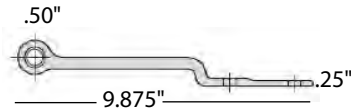


**MORGAN**

**Part No. Description**  
**MP-004188** 3 Hole  
 Aluminum



Holes are  
 .375" diameter.

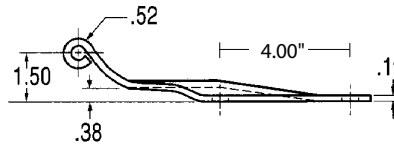


**STRICK**

**Part No. Description**  
**1010143** 3 Hole Hinge,  
 steel, zinc plated, interchanges  
 AA33C-0106-01, SK01361

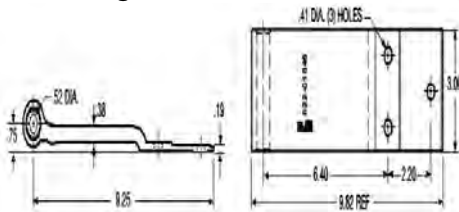


Holes are  
 .39" diameter.



**MORGAN**


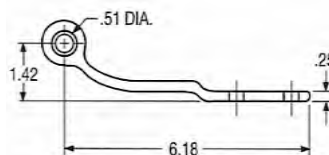
**Part No. Description**  
**022-01046** 3 Hole  
 Aluminum,  
 interchanges MP-004161



**STRICK**

**Part No. Description**  
**1010170** 3 Hole Hinge w/Insert,  
 Extruded aluminum, Interchanges  
 AA35F00100100, SK01475

Holes are  
 .41" diameter.

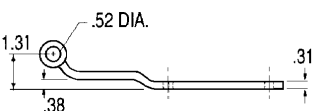


**PINES STYLE**

**Part No. Description**  
**1010160** 3 Hole Hinge,  
 2.62" Wide Aluminum,  
 interchanges AE54111



Holes are  
 .28" diameter.

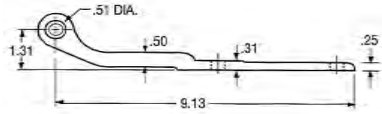
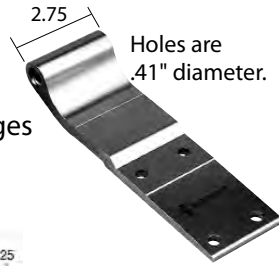




# REPLACEMENT DOOR HINGES

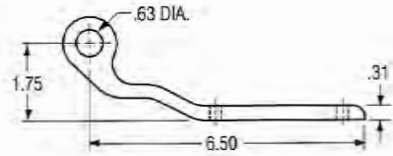

## STRICK

**Part No. Description**  
**1010171** 4 Hole Hinge  
 Extruded aluminum, Interchanges  
 AA35F00230100, SK01476



## TRAILMOBILE - 4 hole, extruded aluminum

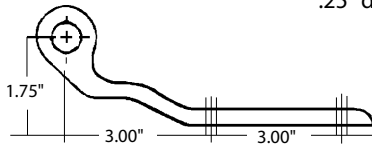
**Part No. Hole Sizes**  
**515-10-78-1** .25"  
**515-10-78-2** .39"



## TRAILMOBILE

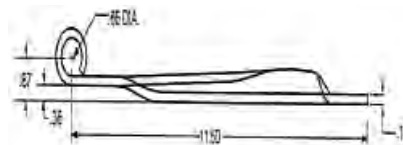
**Part No. Description**  
**515-10-65** Extruded Aluminum  
 3 Hole Hinge

Holes are .25" diameter.



## UTILITY STYLE

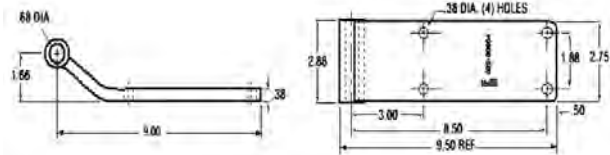
**Part No. Description**  
**1010165** 3 Hole Hinge, Steel Construction  
 Zinc Plated, Interchanges UTM-4950-004



Holes are .41" diameter.

## TRAILMOBILE

**Part No. Description**  
**515-A10-13** Extruded Aluminum  
 4 Hole Hinge

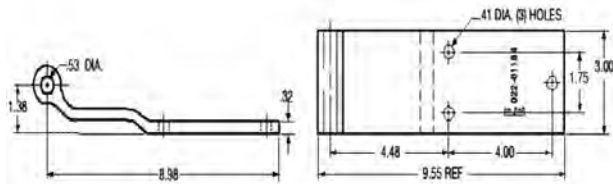


## UTILITY STYLE

**Part No. Description**  
**1010176** 3 Hole Hinge,  
 extruded aluminum,  
 Interchanges 3-4100-0022

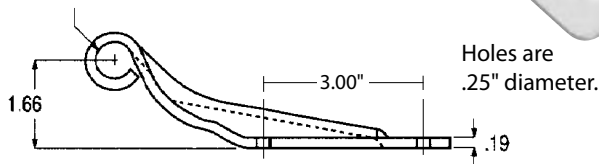
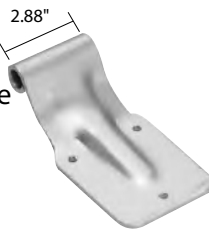


Holes are .41" diameter.



## TRAILMOBILE

**Part No. Description**  
**1010139** Steel, zinc plated, 3 hole  
 Interchanges 515-10-73A  
 .66 HOLE DIA.

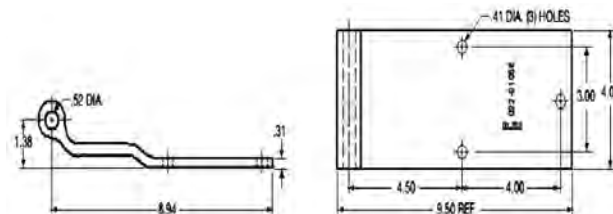


## UTILITY STYLE

**Part No. Description**  
**1010178** 3 Hole Hinge,  
 extruded aluminum,  
 Interchanges 3410019

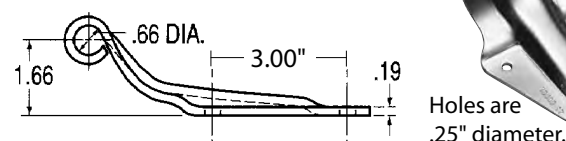


Holes are .41" diameter.



## TRAILMOBILE

**Part No. Description**  
**1010142** Steel, zinc plated,  
 3 Hole, Replaces 515-10-61A

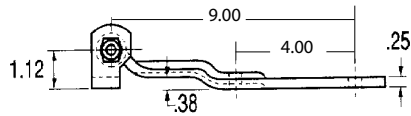




**REPLACEMENT DOOR HINGES**

**VARIOUS APPLICATIONS**

**Part No. Description**  
**1010147** Steel, zinc plated;  
sold as assembly only.  
Pin includes removable nut, bolt,  
washers, hingebut and pin.



Holes are  
.41" diameter.

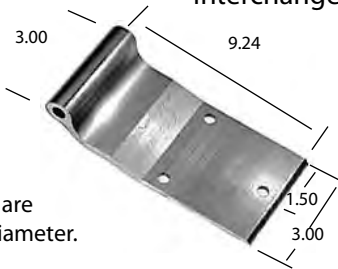
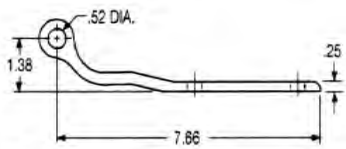
**FLEET ENGINEERS**  
INCORPORATED  
**Many Hinges provided  
by Fleet Engineers.**

**VANGUARD STYLE**

**Part No. Description**  
**1010137** Aluminum 3 Hole Hinge  
Interchanges RFP00127

**VANGUARD STYLE INSERT FOR 1010137**

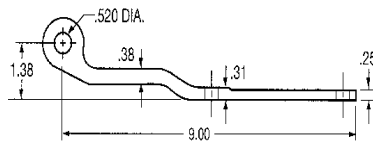
**Part No. Description**  
**022-01404** Insert only  
Interchanges BSH-0001



Holes are  
.41" diameter.

**WABASH STYLE**

**Part No. Description**  
**1010162** Extruded Aluminum  
4 Hole Hinge. Interchanges 21100291



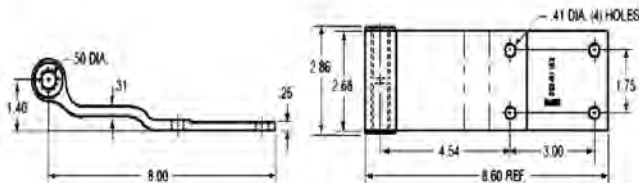
Holes are  
.41" diameter.

**Similar to WABASH STYLE**

**Part No. Description**  
**P108940A** Extruded Aluminum  
4 Hole Hinge, 2-3/4 x 8-1/2"  
Interchanges WAB06301272



Holes are  
.41" diameter.



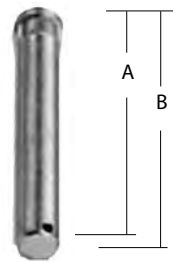




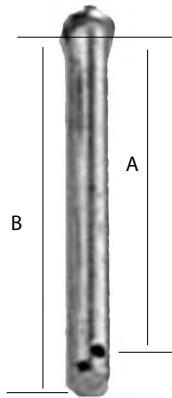
**REPLACEMENT TRAILER DOOR HINGE PINS**

**Hinge Pins - Steel, Zinc plated**

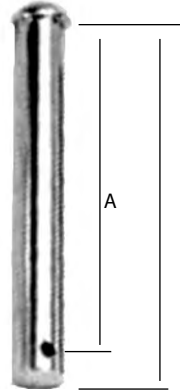
Part No.	Dia.	Length "A"	Length "B"	Hole Size	Application
<b>1010138</b>	5/8"	3 <sup>7</sup> / <sub>8</sub> "	4 <sup>1</sup> / <sub>16</sub> "	5/32"	Trailmobile
<b>1153666</b>	1/2"	5"	5 <sup>1</sup> / <sub>4</sub> "	5/32"	Miner Hinges
<b>1153667</b>	3/8"	4 <sup>27</sup> / <sub>32</sub> "	5"	1/8"	Great Dane
<b>1153668</b>	1/2"	3 <sup>7</sup> / <sub>8</sub> "	4 <sup>1</sup> / <sub>8</sub> "	5/32"	Various



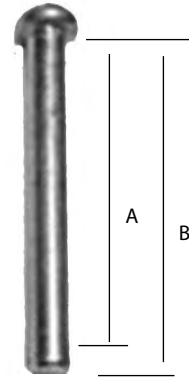
**1010138**



**1153666**



**1153667**




**1153668**



**REPLACEMENT DOOR HINGE BRACKETS (HINGE BUTTS)**

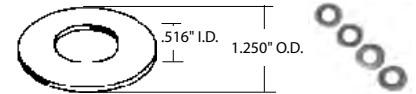
**Hinge Butts - Notched**

Part No.	Inside width	Height to hole center	
<b>1010136</b>	<b>3.00"</b>	<b>1.38"</b>	
<b>1010150</b>	<b>4.25"</b>	<b>1.25"</b>	
<b>HB-1156-6</b>	<b>4.25"</b>	<b>1.38"</b>	(Galvanized)
<b>HB-1156-6-P</b>	<b>4.25"</b>	<b>1.38"</b>	(Plain)
<b>515-11-37-2</b>	<b>3.00"</b>	<b>1.56"</b>	(Uses 5/8" pin.)
<b>WCF003981-001</b>	Fruehauf. Holes are .531". Base is 3/4".		
	<b>4.06"</b>	<b>1.18"</b>	



**Nylon Hinge Bearing Washer**

**Part No. 1036612**  
1/2" Hinge Pins.  
Use between bottom of hinge and hinge bracket.



**Hinge Butts - Straight**

Part No.	Inside width /	Height to hole center	
<b>1010164</b>	<b>3.18"</b>	<b>1.00"</b>	(Base is 1.188")
<b>1010151</b>	<b>4.25"</b>	<b>1.25"</b>	
<b>4101483</b>	<b>2.88"</b>	<b>2.13"</b>	
<b>515-11-29</b>	<b>2.88"</b>	<b>1.56"</b>	(Uses 5/8" pin.)
<b>MP-087226</b>	<b>3.13"</b>	<b>.875"</b>	
<b>SK01330</b>	<b>3.25"</b>	<b>1.50"</b>	



**Universal Hinge Bracket - 2 pc.**

**Part No. 1010156**  
For any width hinge.  
For 1/2" diameter hinge pins, hole = .50"



**Great Dane Style Hinge Butt**

**Part No. 700-515-149**  
1.5" tall. 1.4" thick. 3-3/16" long.  
3/8" hole, 1-1/8" bottom to hole.





**SWING DOOR HOLDERS AND DOOR HOLDBACKS**

**Wire Door Holder (A) 4" Assembly**

Assembly	Male Part Only	Female Part Only
<b>Part No.</b>	<b>Part No.</b>	<b>Part No.</b>
1037901-4-25	1037901-4-M	1037901-F



**Wire Door Holder (A) 6" Assembly**

1037901-6-25	1037901-6-M	1037901-F
--------------	-------------	-----------



**Heavy Duty Cast Door Holder, "T" (B) 4" Assembly**

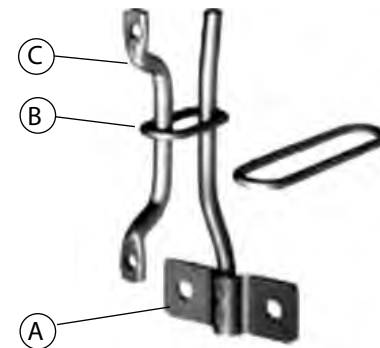
Assembly	Male Part Only	Female Part Only
<b>Part No.</b>	<b>Part No.</b>	<b>Part No.</b>
1037900	1037900-M	1037900-F

**Link Type Door Holder All Steel, Zinc plated finish**

<b>2" Link Assembly</b>	<b>4" Link Assembly</b>
<b>Part No. 1010380-2</b>	<b>Part No. 1010380-4</b>

**Individual Parts**

(A) Post & Bracket	<b>Part No. 1010381</b>
(B) 2" Link	<b>Part No. 1010382</b>
4" Link (Great Dane)	<b>Part No. 1010384</b>
(C) Anchor	<b>Part No. 1010383</b>




**Complete Kit - Part No. 1010149 (021-00051)**

**Set chain, snap assembly, lap link, anchor**

Approx. 7.5" from surface to clasp end. .25" holes on 2.63" centers. Zinc plated.

**Set chain, snap assembly, lap link**  
Part No. 021-00050

**Lap link only**  
Part No. 021-00053



7 1/2" approx.

**Pig-Tail Hold-Back**

**Part No. 022-00577**

Steel construction, Zinc plated finish, projection welded. Holes .38 diameter on 2" centers. 3.89" tall. 3.25" wide. Bracket 1.25".



**Fruehauf Style Door Holder**

**Part No. 1010148** Plastic coated cable.  
Approx 8.5" long.  
9/32" dia. holes on 1 1/2" centers



8 1/2" approx.

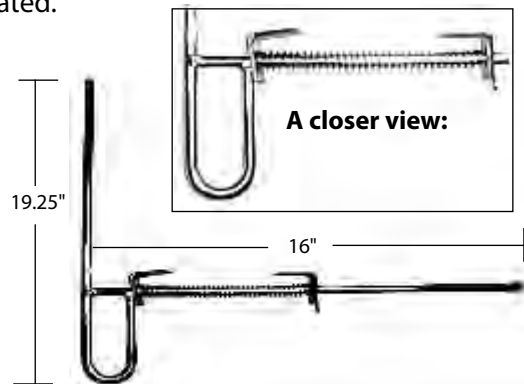
**Chain and Snap Hook Assembly**

**Part No. 700-515-33**



**Spring Loaded Door Holder**

**Part No. 1037902** Description: Steel 1/2" diameter rod, zinc plated.



19.25"

**A closer view:**

16"

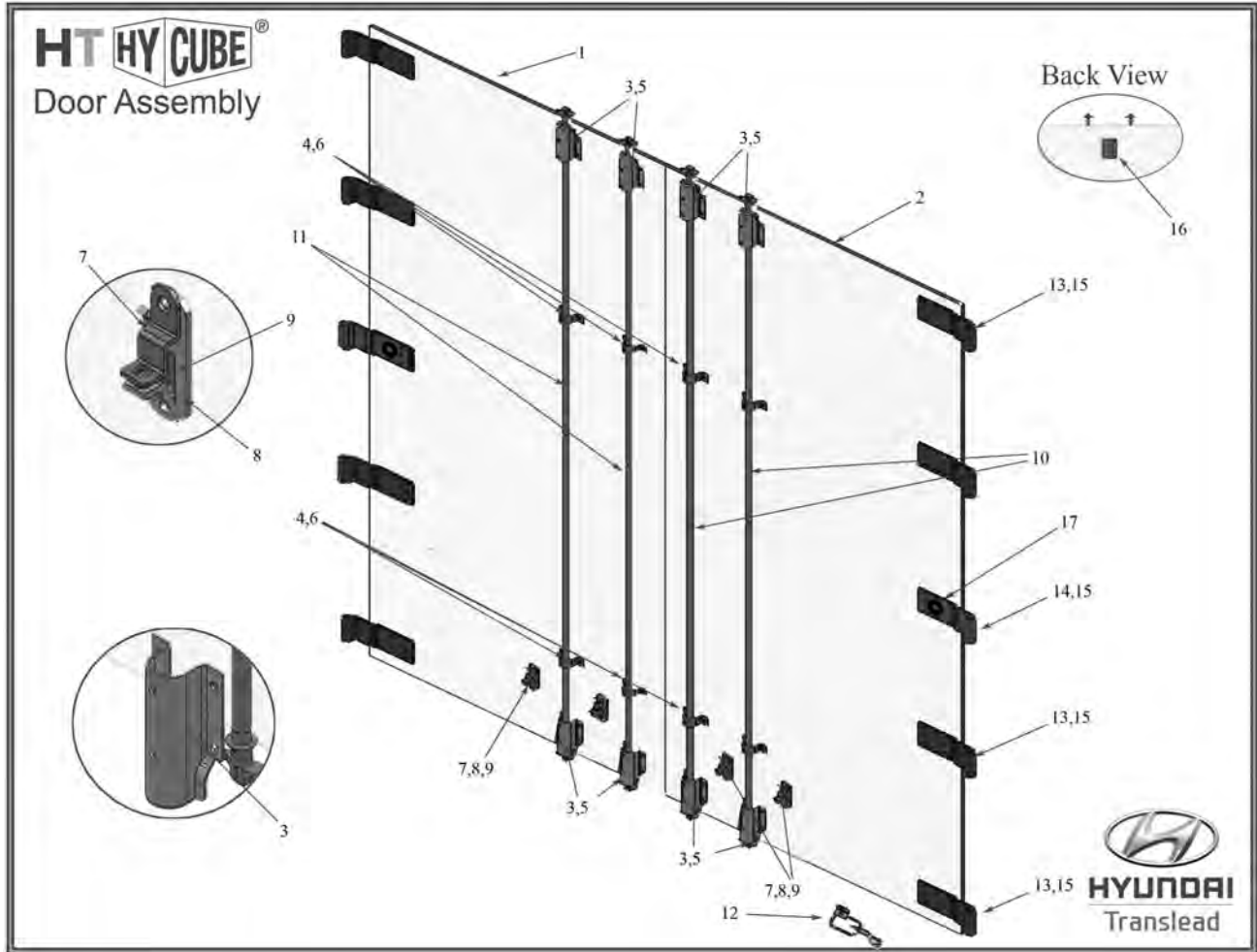
**Bracket and Chain Assembly**

**Part No. 700-515-141**  
Bracket Only =  
**Part No. 515-9-82-2**  
Chain Only =  
**Part No. 515-9-71A**





## SWING DOOR PARTS - HYUNDAI



### Door Assembly

#### Number

-	* REAR DOOR LH
-	* REAR DOOR RH
1	DOOR PNL LH EAGON
2	DOOR PNL RH EAGON
3	BEARING BRACKET LARGE SAE JIN 87105/3
4	BEARING BRACKET SMALL SAE JIN 87009/B
5	BUSHING LARGE SAE JIN 87006/4
6	BUSHING SMALL SAE JIN 87010/B
7	HANDLE RETAINING PLATE SAE JIN 87043
8	HANDLE RETAINER CATCH SAEJIN 87042
9	HANDLE RETAINER BUSH SAE JIN 87031
10	LOCKING ROD RH SAE JIN H08-035-4
11	LOCKING ROD LH SAE JIN H08-035-4
12	CHAIN ASSEMBLY
13	HINGE BLADE 4 HOLE LS CABLE
14	HINGE BLADE W/BUMPER HOLE
15	HINGE BUSHING SAE JIN PH5023
16	TIR PLATE
17	DOOR BUMPER

#### Part Number

VT4300LSW-001
VT4300RSW-001
10044229
10044230
10039417
10023903
10039418
10023905
10015901
10015900
10015899
10034394
10034393
10038159
10009669
20013707
10015902
20013101
10007846



## SWING DOOR PARTS - HYUNDAI

**Part No. HY10015891**

Lock Rod Guide Plate.  
BBOS 87104/3 SJ.

**Part No. HY10015892**

BBOS 87009/4 SJ.

**Part No. HY10015893**

Cam Keeper. RH lower. 87001

**Part No. HY10015894**

Cam Keeper. LH lower. 87002

**Part No. HY10015895**

Cam Keeper. RH top. 87001

**Part No. HY10015896**

Cam Keeper. LH top. 87002

**Part No. HY10015897**

Cam Keeper. Upper LH. V001-3 SJ

**Part No. HY10015898**

Cam Keeper. Upper RH. V001-3 SJ

**Part No. HY10015904**

Hinge Lug. 115-15369

**Part No. HY10015907**

Split Bushing.

**Part No. HY10015908**

Small split bushing.

**Part No. HY10016045**

Hinge with bushing. Hot Dipped Galvanized.  
H01-024.

**Part No. HY10016046**

Hinge Lug. 115-15139.

**Part No. HY10015933**

Lock Rod - LH. H08-019-1  
Includes handle and cam ends.

**Part No. HY10015935 (Shown)**

Lock Rod - RH. H08-019-1  
113.75" tip to tip. Cams are 2.75".  
Includes handle and cam ends.

**Part No. HY10016339**

Lock rod. LH. Includes handle  
and cam ends. H08-11-05.

**Part No. HY10005893**

Lock rod. RH. Includes handle  
and cam ends. H08-11-05.

**Part No. HY10022607**

Lock rod. LH. Includes handle  
and cam ends. H08-019-50.

**Part No. HY10022608**

Lock rod. RH. Includes handle  
and cam ends. H08-024-3.

**Part No. HY10030759**

Lock rod. LH. Includes handle  
and cam ends. H08-035. 113.05"

**Part No. HY10030760**

Lock rod. RH. Includes handle  
and cam ends. H08-035. 113.05"



**HYUNDAI**  
Translead



**SWING DOOR PARTS - HYUNDAI**

**Part No. HY10017611**

Composite Door - Left Hand.  
Q01-040. 116.25". With gasket.

**Part No. HY10017612 (Shown)**

Composite Door - Right Hand.  
Q01-040. 116.25". With gasket.




**Part No. HY20050370**

Reefer Door - Left Hand - White.  
3-16342-1

**Part No. HY20050391**

Reefer Door - Right Hand - White.  
3-16342-1



**Part No. HY10028436**

Composite Door - Left Hand.  
Q01-040. Orange.

**Part No. HY10028437**

Composite Door - Right Hand.  
Q01-040. Orange.

**Part No. HY20051280**

Reefer Door - Left Hand - White.  
With PVC coating.

**Part No. HY20051291**

Reefer Door -Right Hand - White.  
With PVC coating. 3-16349


**Part No. HY20054642**

Reefer Door - Left Hand - White.  
.047x49x144 white. With PVC coating.



**Part No. HYVT4150SW10301G**

Door Sill. Swing door. Galvanized.  
102.61" total length.





**DOCUMENT HOLDERS - BODY ATTACHMENT**

**Aluminum Manifest Box**

Mill finish aluminum with stainless steel hardware. Top closes into foam gasket, keeping contents dry. Three 1/4" mounting holes.

**Part No. Size**  
**1011535** 8<sup>3</sup>/<sub>8</sub>" x 13<sup>3</sup>/<sub>8</sub>" x 1<sup>1</sup>/<sub>2</sub>"



**Document Holder**

Rugged aluminum extruded one piece holder with 4 hole mount Railroad approved. Rubber ends.

**Part No. Dia. Length**  
**1011536** 1<sup>5</sup>/<sub>8</sub>" 7"

**Rubber End Plugs (Plugs only)**  
**1011536-1**



**Lexan Certificate Holder**

Surface mount, with spring retainer, tough Lexan body and lid.

**Part No. Size**  
**FC-1** 4<sup>7</sup>/<sub>8</sub>" x 5<sup>7</sup>/<sub>8</sub>" x 1<sup>5</sup>/<sub>8</sub>"  
**FC-1-LID** Lid (Cover)



Water proof – Documents remain dry in extreme weather Twist-on lens with large grips – Easy to use with gloves on. Stainless steel hardware – Keeps documents rust free. Stainless steel tether prevents misplacement of lid.

**Part No. 16-802**  
**PHILIPS**



**Document Holder**

Twist-on cover with gasket protects documents from dirt and moisture while allowing convenient access. Lid has cable. Polycarbonate body.

**Part No. Size**  
**9790960 (Yellow)** 5<sup>1</sup>/<sub>2</sub>" x 5<sup>1</sup>/<sub>2</sub>" x 2<sup>1</sup>/<sub>8</sub>"  
**9790980 (Grey)** 5<sup>1</sup>/<sub>2</sub>" x 5<sup>1</sup>/<sub>2</sub>" x 2<sup>1</sup>/<sub>8</sub>"



**Plastic Document Holder**

Made of chemical resistant high impact plastic. Cover is smoked polycarbonate and includes permanently adhered gasket. Moisture resistant.

**Part No. Size**  
**TL97960** 5.86" x 5.22" x 1.85"  
**TL97962** Lid (Cover) w/ gasket



**Permit Holder**

Formed rust-proof housing with vinyl pouch with self sealing zipper for easy insertion of paper. Easy mounting. Frame O.D. 4<sup>7</sup>/<sub>8</sub>" x 7<sup>3</sup>/<sub>16</sub>".

**Part No. Window Size**  
**1010248** 3<sup>7</sup>/<sub>8</sub>" x 5<sup>1</sup>/<sub>8</sub>"



**Permit Holder**

Laminated for all weather protection. Sealing zipper for easy insertion of paper. Four mounting holes with grommets for easy mounting.

**Part No. Size**  
**GR43411** 6" x 9"



**Diecast Aluminum Security Box**

Convenient waterproof storage licenses, permits, maintenance records, titles and registration papers. Clipboard size: 3<sup>1</sup>/<sub>2</sub>" x 5<sup>1</sup>/<sub>4</sub>" (Lid Part No. JK300L)

**Part No. Size**  
**JK300** 5<sup>1</sup>/<sub>4</sub>" x 7" x 2"  
**JK300L** Lid only



**Model 550 Record Box**

Thin box. Will mount on side of exterior post trailer or container without exceeding width limit. Inside size 9<sup>1</sup>/<sub>2</sub>" x 12<sup>1</sup>/<sub>4</sub>" x 3/4". High impact plastic. (Lid Part No. JK550L)

**Part No. Size**  
**JK550** 10" x 15" x 1<sup>1</sup>/<sub>4</sub>"



**Model 350 Security Box**

Space age "Xenoy" construction. Waterproof protection for titles, licenses, vehicle inspections, etc Enclosure size: 3<sup>1</sup>/<sub>2</sub>" x 5" x 1"

**Part No. Size**  
**JK350** 5<sup>1</sup>/<sub>4</sub>" x 7" x 2"



**Model 500 Record Box**

Waterproof protection for all permits, manifests, logs and registrations. Heavy duty high impact plastic. Inside size: 10" x 14".

**Part No. Size**  
**JK500** 11<sup>1</sup>/<sub>2</sub>" x 16" x 2"





## TRAILER BODY ACCESSORIES

### Nash Style Tire Carriers

Heavy duty 12 gauge formed steel.  
Black primer finish. Accommodates tires up to 11x 22.5 and 12 x 24.5.  
Available assembled or unassembled.  
(Mounting kit not included.)  
(Chain and clip included. **Part No. C-2325**)

Description	Part No.
Assembled	<b>1010323</b>
Unassembled	<b>1011590</b>
Super Single 22.5/24.5	<b>984-00074</b>

(984-00074 is assembled)



### Nash Style Spare Tire Carrier Mounting Kit

**Part No. 981-00166**

- Enable installation to I-Beam crossmembers
- Black Primer finish
- Includes zinc plated hardware

### Chrome Grab Handles

13" overall, 7" grab area. 2" high.  
Holes countersunk for 1/4" screws

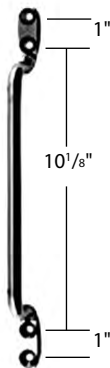
**Part No. 1014218**

Chrome plated, 29.75" overall length, 24" grab.

**Part No. 1014624**

Chrome plated, 41.68" overall length, 36" grab.

**Part No. 1014636**



### Folding Step

Investment cast, folding grab or step, zinc plated. Stainless spring holds step in open or closed position. Non-skid step surface. Four inches wide, extends four inches when unfolded. **Part No. 1032157**



### Adjustable Vent

Aluminum.  
Fits 11<sup>1</sup>/<sub>4</sub>" x 9<sup>1</sup>/<sub>2</sub>" opening. Lever allows adjustment of air flowing through four 2" diameter holes.

**Part No. 1024359**    **Size 12<sup>1</sup>/<sub>4</sub>" w x 10<sup>1</sup>/<sub>2</sub>" h**



### Vent Door Assembly

White double sealed foamed door with aluminum frame with screen.

**Complete Part No. 1105449**

**Door Latch Only 1105450**

Outside Frame Flange 20" x 15"

Panel Cutout 17<sup>1</sup>/<sub>2</sub>" x 11<sup>5</sup>/<sub>8</sub>"

Door Opening 16<sup>7</sup>/<sub>8</sub>" x 11<sup>5</sup>/<sub>16</sub>"



**Skylights** are molded in one piece from shatter-proof translucent fiberglass reinforced plastic. Supplied complete with self-sealing rubber grommet. For installation into 12" diameter holes. Easy snap-in installation with grommet cord.

**Size 12" Part No. 1031143**



### Stainless Steel Lock Pin

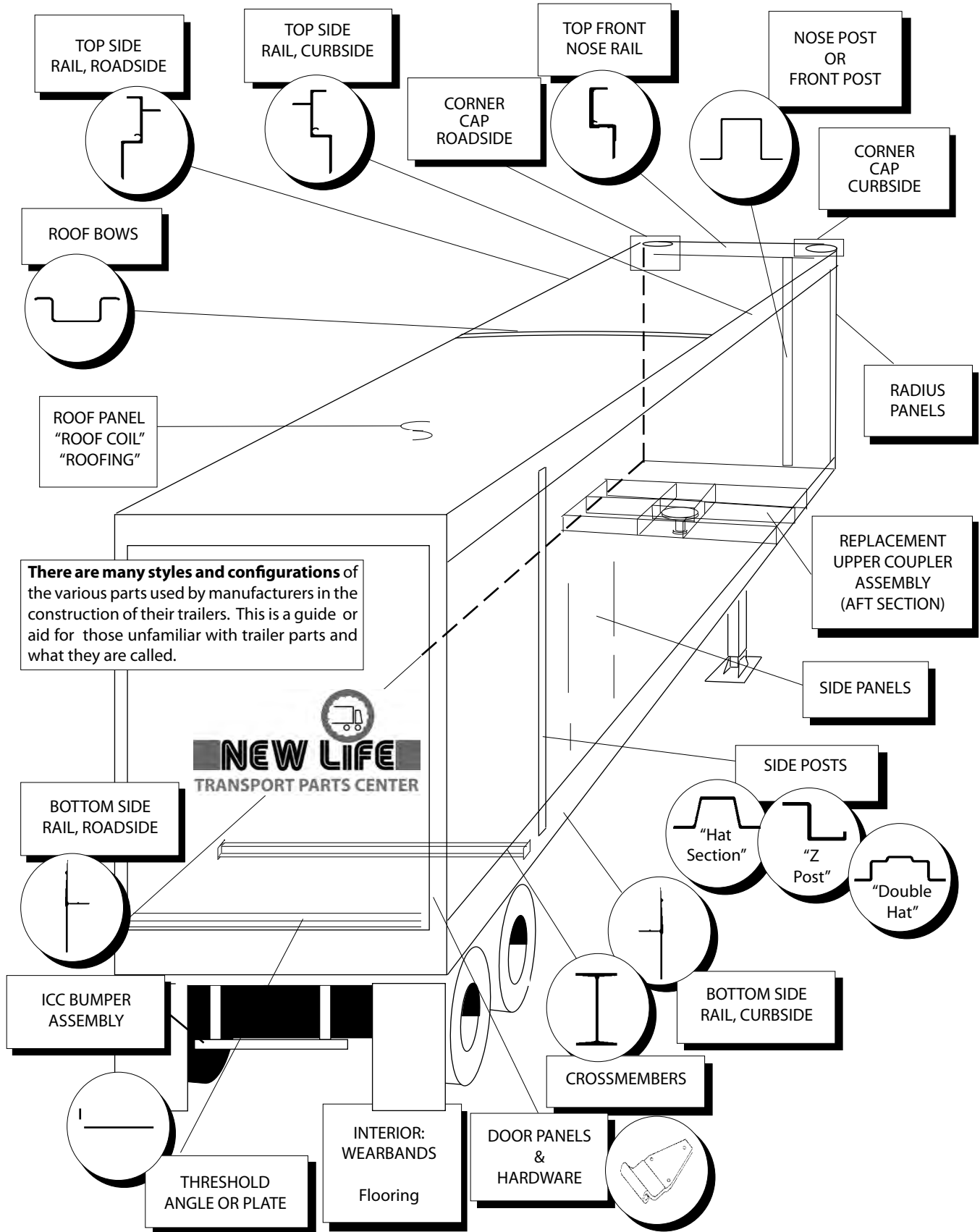
**Part No. 1012040**    **Dia. 5/16"**

**Usable Length 2<sup>1</sup>/<sub>2</sub>"**





**TRAILER BODY PARTS - NOMENCLATURE - TYPES OF BODY PARTS**

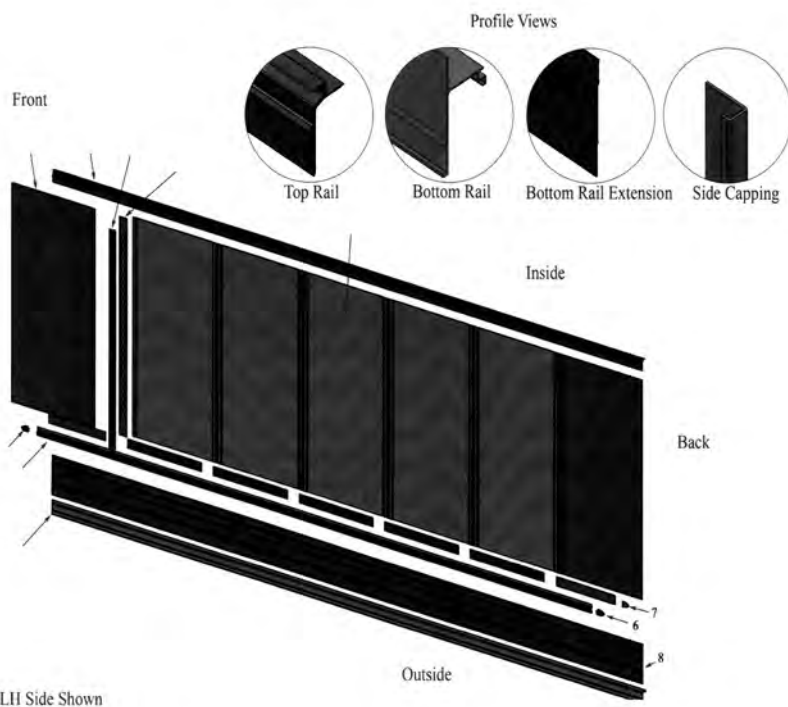
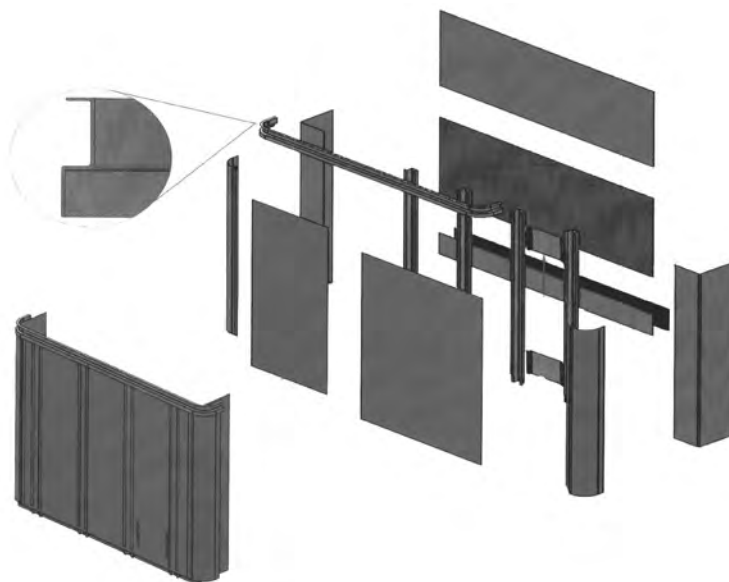






**TRAILER BODY PARTS LISTING**

- Aluminum Roof**
- Translucent Roof**
- Scuff**
- Flooring**
- Fasteners**
- Crossmembers**
- Nose Rails**
- Corner Caps**
- Radius Panels**
- Nose Posts**
- Top Rails**
- Bottom Rails**
- Side Posts**
- Roof Bows**
- Side Panels**
- Misc.**
- ICC Bumpers**





**TRANSLUCENT ROOF**

**Kemlite®  
Transportation  
PRODUCTS**

Aluminum view & Translucent view



See the load without the use of a spotlight.

**Cut To Length Coils**

.075 thick roof in precut coils.  
102" & 102.5" wide.

Length	Part No.
24'	<b>NL075X102X24</b>
26'	<b>NL075X102X26</b>
29'	<b>NL075X102X29</b>
50'	<b>NL075X102X50</b>
54'	<b>NL075X102X54</b>
29'	<b>NL075X102.5X29</b>
54'	<b>NL075X102.5X54</b>

**Master Coil**

.075 Thickness : 500 FT  
102" Width

**Part No. NL075X102MC**

Master coils of translucent roof coil in bulk quantities are sold by the foot.

Coils are 500 feet long.

**Kemlite**



Translucent Roof Panels

**Enhanced Tear Resistance**

Best tear resistance in class due to Enhanced Tear Resistant fabric throughout entire roof panel.  
~34lbs weight savings compared to aluminum  
~5 year limited warranty  
• Specification:  
-- Nominal Thickness: .075"  
-- Nominal Weight: .49 lbs/ft.

**ETR Cut To Length Coils**

.075 thick roof in precut coils.  
102" & 102.5" wide.

Dimension	Part No.
075X102X29	<b>1164531</b>
075X102X54	<b>1164532</b>
075X102.5x54	<b>1164535</b>



**Kemlite®  
Transportation  
PRODUCTS**

**USDA Approved Fiberglass Translucent Roof**

**Glasteel** introduces the ideal material for the truck and trailer industry.

Steeliner is a fiberglass reinforced panel recommended for both refrigerated and dry van bodies. Specially engineered to withstand the abuse common to the trucking industry, Steeliner provides years of low maintenance and trouble free service to you and your customers.



	Part No.	Description
•Impact & abrasion resistant	<b>1164250-MC</b>	075X103X250 (Master Coil)
•Moisture resistant	<b>1164500-MC</b>	075x103x500 (Master Coil)
•Rust & mildew resistant	<b>1165075</b>	075x103x55
•Low maintenance cost	<b>1165100-TR</b>	075x103x55 (Tear Resistent)
	<b>1165250-TR</b>	075X103X250 (Tear Resistent)

*Call for availability of other sizes!*

•Cleans easily

•Excellent weathering properties





**KEMLITE TRANSLUCENT ROOF REPAIR KITS**

**Get Your Trailer Out of the Repair Shop and Back on the Road in 30 Minutes!**

The SunPatch fiberglass repair kit is a technique specifically designed for repairing damage to Crane Composites' roof panels. The patch is a pre-impregnated fiberglass mat packaged individually in a foil pouch and is easily applied.

- Repairs for small tears and punctures
- Cures in 10 minutes after exposure to UV rays
- Works in hot or cold climates (0-100° F)
- No mixing of resin required
- Kit comes ready to use with protective gloves and a squeegee



**Kemlite Roof repair Kit  
Part No. 1164524**

- 1 Quart of T-Mix
- 1 Tube of catalyst (1/2 Oz.)
- 1 2' x 4' piece of chopped strand mat
- 1 3' x 4' piece of embossed film
- 1 3' x 4' piece of smooth film
- 2 Mixing cups (1 pint)
- 2 Squeegees
- 2 Mixing sticks
- 1 Pair of gloves



**Kemlite SunPatch® Fiberglass Repair Kit  
Part No. 1164530**

Repairs small tears and punctures (12X12)  
Cures in 10 minutes after exposure to UV rays  
Works in hot or cold climates (0 - 100 degrees F)  
No mixing of resin required.

**Kit contains:**

- 1 patch
- 1 squeegee
- 2 gloves, instructions, and one MSDS sheet.



**FLEXAN™ - Translucent Patches For Roof Repairs**

This is the ideal repair material; the repair can be made from the inside or outside. For large repairs it may be necessary to apply to both sides. Use Easy Off to remove any accumulation of diesel smoke.

**Kit No. VF1224T**

(contains five 12" x 24" self adhesive translucent sheets.)

Pack = 5 pieces. Sold Each.

**ALUMINUM ROOF**

**Master coils** of aluminum roof coil in bulk quantities are sold by the pound. They vary in weight, with most coils weighing approximately 4000 pounds. This makes a 103" coil approximately 825 feet long.  
.040 Thickness,  
3103B-H26

**Width Part No.**  
103" **040X103**



**Cut To Length Coils - 103" Wide**

.040 Thick, 3103B-H26

**Size Part Number**

29' **1164512**

54' **1164517**





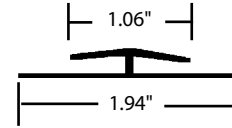
**FIBERGLASS SCUFFPLATE - WALL LINER**

**.090 (3/32") Material Thickness**

Height in (")	Length in Feet	Part Number
12	53	NL090X12X53
16	53	NL090X16X53
24	53	NL090X24X53
48	53	NL090X48X53
96	53	NL090X96X53
101	53	NL090X101X53



**Plastic Divider for sheet panels**  
Stock Length 96"  
**Part No. X213X96**



**.120 (1/8") Material Thickness**

Height in (")	Length in Feet	Part Number
16	53	NL120X16X53

**.240 (~1/4") Material Thickness**

Height in (")	Length in Feet	"Monster Scuff" Part Number
24	48	NL24X24X48

**Full Sheet Panels of Kemlite**  
.90 / .120 thick.  
4' wide, 8' or 9' tall

Part No.	Description
<b>NL090X4X8</b>	4' x 8' sheet, .090 thick
<b>NL090X4X9</b>	4' x 9' sheet, .090 thick
<b>NL120X4X8</b>	4' x 8' sheet, .120 thick



**HARDWOOD WALL SCUFF AND PLYWOOD**

Part No.	Description
<b>3/4X624</b>	3/4" thick, 624" Long (52 Feet)
<b>3/4X96</b>	3/4" thick, 96" Long (8 Feet)



**Part No. 1011013**  
**Description:** 48" x 96" Plywood Liner. 6mm. (size nominal)



**Plywood Screws**  
**Ez In / Ez Out**


- Part No. 1026075 - #10 x 3/4"**
- Part No. 1026080 - #10 x 1"**
- Part No. 1026085 - #10 x 1-1/4"**

**ALUMINUM AND STEEL WEARBAND**

**Aluminum Wearband**

1.5 lbs. per foot.

Part No.	Description
<b>90-4-996-626</b> (X511X624)	Extruded aluminum, 12" high, 52 feet long



**Steel Wearband**

**Hot Dipped Galvanized (HDG) 18 gauge.**  
Corrugated with closed end corrugations for no-sag loading and unloading.

Part No.	Description
<b>1014342-39</b>	7" high, 39 feet long.
<b>1014342-52</b>	7" high, 52 feet long.
<b>1014343-52</b>	12" high, 52 feet long
<b>1014344-52</b>	18" high, 52 feet long





## PLASTIC SCUFFPLATE - WALL LINER

**Plastic scuffplate** is made from high density polyethylene (HDPE), prime pigment, UV-inhibitors, and selected process additives. It resists moisture, corrosion, insect infestation and other elements.

It will not absorb moisture, therefore it cannot warp, splinter, crack or rot. Plastic scuffplate can be drilled, cut, or routed.



### 8 Foot Length

Color	Description	Part No.
Black	5/8" x 12" x 8'	1014341

### 27 Foot Length

Color	Description	Part No.
Black	5/8" x 12" x 27'	1014345

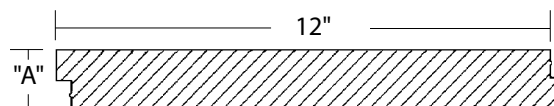
### 52 Foot Length

Color	Description	Part No.
Black	5/8" x 12" x 52'	1014348
White	5/8" x 12" x 52'	1014349
Black	5/8" x 18" x 52'	1014356
White	5/8" x 18" x 52'	1014357

## TRAILER FLOORING - LAMINATED HARDWOOD

### 1-1/8 ("A") THICK BOARDS

Length	Part No.	Ends
26'	11/8x312	Yellow
52'	11/8x624	Yellow



### 1-1/4 ("A") THICK BOARDS

Length	Part No.	Ends
26'	11/4x312	Brown
52'	11/4x624	Brown

Restore your Trailer Flooring with Key Polymer Floor Restore Kits!



**Special Sizes Available!**

### 1-3/8 ("A") THICK BOARDS

Length	Part No.	Ends
26'	13/8x312	Orange
52'	13/8x624	Orange

See them in our chemicals section!

**KEY POLYMER CORP.**

## APITONG FLOORING AND CONTAINER FLOORING PANELS

Part No.	Description
<b>AP1-1/8X5X16</b>	1-1/8" thick, 5" wide, 16' long. (2240' /bundle)
<b>AP1-1/8X7X16</b>	1-1/8" thick, 7" wide, 16' long. (1600' /bundle)
<b>AP1-5/16X5X16</b>	1-5/16" thick, 5" wide, 16' long.(1792' /bundle)
<b>AP1-5/16X7X16</b>	1-5/16" thick, 7" wide, 16' long.(1280' /bundle)
<b>AP3/4X2-5/8X16</b>	Apitong Tieslat, 3/4" x 2-5/8" x 16'.



Note: Sold by the running foot. Shiplap. 5 and 7 Inch Widths. 16' Lengths.

### Part No. 9910129

19 Ply, 1-1/8" Thick, 4' x 8', Australian Treated. (Can be purchased as each.) (Skid Quantities Vary.)






**STEEL PARTS FOR WOOD FLOORS & BOLT KITS**

**Trailer Threshold Plate**

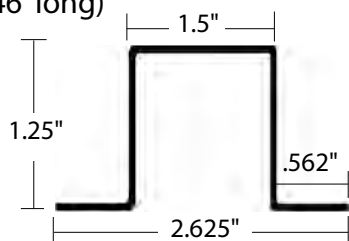
Tough **1/8"** steel diamond plate. Protects expensive wood flooring from fork lift wear and tear. **1 3/8" lip.**

**Part No. Size**  
**1063098 22 5/8" x 96"**



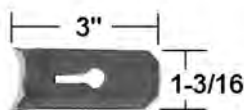
**Floor Center Board Channel**

**Part No. 1063099**  
 Galv. steel, 14 gauge. 553" long (46' long)



**DECK CLIP - BASE STEEL**

**3" x 1-3/16"**  
**Part No. 1011585**



**TORX® Drive Flat Head Floor Screws**

- Positive TORX Drive
- Easy trouble-Free Installation
- Phosphate and Oil Finish
- Available In Bulk And Plastipack



**PLASTIPACK**

Size	Pack	Part No.
1/4-20x1"	100	1013492-100
1/4-20x1 1/2"	100	1013493-100
1/4-20x2"	100	1013494-100
1/4-20x2 1/2"	100	1013495-100
1/4-20x3"	100	1013496-100
1/4-20x4"	50	1013498-50
1/4-20x5"	50	1013500-50
1/4-20x6"	50	1013502-50
5/16-18x2"	100	1025371-100
5/16-18x2 1/2"	100	1025373-100
5/16-18x3"	100	1025374-100

**BULK**

Size	Pack	Part No.
1/4-20x1"	3000	1013492
1/4-20x1 1/2"	2200	1013493
1/4-20x2"	1700	1013494
1/4-20x2 1/2"	1400	1013495
1/4-20x3"	1300	1013496
1/4-20x4"	1000	1013498
1/4-20x5"	800	1013500
1/4-20x6"	750	1013502
5/16-18x2"	1200	1025371
5/16-18x2 1/2"	1000	1025373
5/16-18x3"	700	1025374

**Phillips Insert Bit 1/4" Shank Hex**

Length	Point Size	Part No.
1"	2	440-2
1"	3	440-3



**Phillips Insert Bit 5/16" Shank Hex**

Length	Point Size	Part No.
1 1/4"	2	480-2
1 1/4"	3	480-3X



**What size torx key/bit/driver?**

Torx sizes are shown in multiples of 0.1mm, so a size of T20 is 2.0mm. Ideally you should find out the spec of the screw you're trying to undo to be sure you have the correct size torx key. The size is the diameter measured from the inside points of the star. So a measurement of 1.5mm would need a T15 key.

- Extra hard
- Positive torque control
- Maximum drive surface
- Hot formed for optimum performance and wear



**1/4" Shank Hex**

Length	Point Size	Actual Size	Part No.
1"	T20		440TX20
1"	T25		440TX25
1"	T30		440TX30
1"	T40		440TX40



**5/16" Shank Hex**

Length	Point Size	Actual Size	Part No.
1 1/4"	T30		480TX30
1 1/4"	T40		480TX40
1 1/4"	T45		480TX45
1 1/4"	T50		480TX50
1 1/4"	T55		480TX55



**Power Sockets**

- 1/2" Square Drive
  - Optimum resistance to wear
  - For self tapping screws
- | Part No. | Hex Opening | Length |
|----------|-------------|--------|
| 855      | 5/16"       | 1 3/4" |



858 1/4"



1 3/4"



## FASTENERS MONOBOLTS AND TAP-ITS

### MONOBOLT® RIVET

The Monobolt® rivet is a hole filling, multi-grip, structural breakstem rivet available in steel or aluminum construction. Also, it can stop sheet movement in applications with non-standard holes. However, the main feature of the Monobolt® rivet is an internal, mechanical lock of the rivet stem.

Part No.	Description	Pack Qty
<b>50-18Z-487</b>	Monobolt, stainless steel, 1/4" diameter, .375 grip	100
<b>50-B18K-45</b>	Collar, 1/4" magna grip	100
<b>50-B18Q-19</b>	Magna grip lock bolt, 3/8"	50
<b>50-B18Q-7</b>	Magna grip lock bolt , 1/4"	50
<b>700-50-28</b>	Klik-Lock rivet 1/4", buttonhead, aluminum, .080-.375 grip	100
<b>700-50-29</b>	Monobolt, aluminum, BAPV810	100
<b>700-50-30</b>	Klik-Lock rivet 1/4", buttonhead, steel, .080-.375 grip	100
<b>700-50-31</b>	Klik-Lock rivet 1/4", buttonhead, steel, ..350-.625 grip	100

**50-B18K-45****50-B18Q-7****700-50-31**

### Truss Head Nylon Drive

#### Rivets (Tap-Its)

Durable nylon construction offers excellent strength while still remaining resilient.

- Can be used on wood, plastic, metal, concrete, fiberglass, etc.
- Plated steel pin is slotted and can be backed out with a screw driver for easy removal.
- No special tools required...install with a common hammer.



Head Dia.	Size	Range	Part No.
9/16"	<b>1/4"x3/4"</b>	1/8"-1/2"	<b>1/4X3/4</b>
9/16"	<b>1/4"x1"</b>	1/4"-5/8"	<b>1/4X1</b>
9/16"	<b>1/4"x1 1/2"</b>	5/16"-1 1/8"	<b>1/4X1-1/2</b>
9/16"	<b>1/4"x2"</b>	3/4"-1 5/8"	<b>1/4X2</b>
9/16"	<b>1/4"x3"</b>	1 3/4"-2 1/2"	<b>1/4X3</b>

### Nylon Drive Rivets - Truss Head (Uni-Tap)

Head Dia.	Size	Range	Part No.
5/8"	<b>1/4"x1"</b>	3/16"-1/2"	<b>1010112</b>



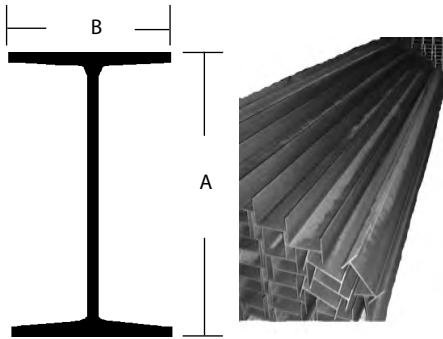


**CROSSMEMBERS**

**Steel Crossmembers**

80,000# PSI

Part No.	"A"	"B"	Length	Lb/Ft
1157033	3"	2.25"	102"	2.9
1157031	4"	2.25"	102"	3.2
1157039	6"	2.00"	102"	3.7



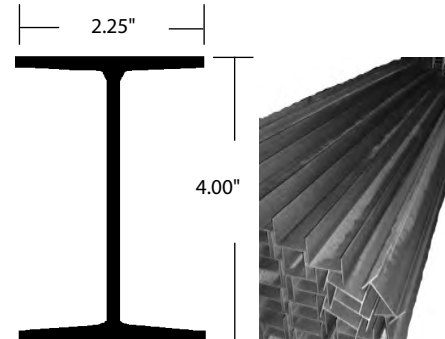
**Heavy Duty**

**4" Steel Crossmember**

Intermodal Specifications

80,000# PSI

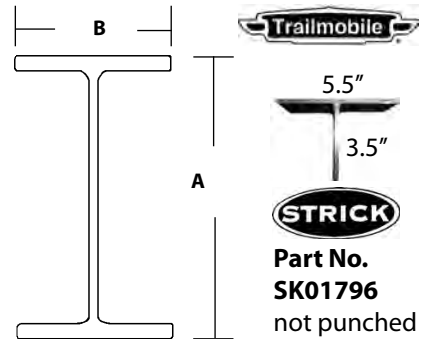
Part No.	Length	Lb/Ft
1157034	102"	3.45



**Aluminum Crossmembers (6161T6)**

80,000# PSI, 3.2 lbs per foot.

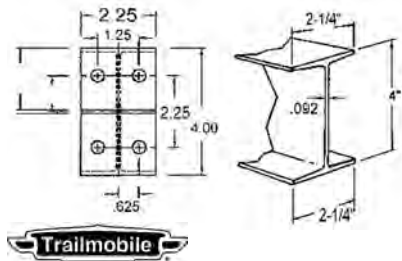
Part No.	A	B	Length
1157030	4"	3.5"	102"
90-4-2028-0-102	5"	2.5"	102"
SK01796	3.5"	5.5"	102"



**4" Steel Crossmember with drilled clips. Trailmobile.**

80,000# PSI, 101-5/8" length.

**Part No. 6001-A3-101B**

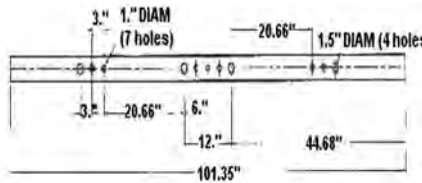


**4" Steel Crossmember, punched.**

Interchanges Great Dane14089

101.35" length. Oiled.

**Part No. GD-CM01**



**Hyundai Crossmembers**

**Part Numbers(Steel unless noted)**

**HY10014546** (102-01247 Tube)

**HY10031775** (201-020984 Tube)

101.5" with clips. Black Undercoat.

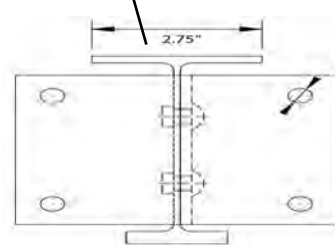
**Aluminum.**

**HY20021111** (201-02008 Tube)

**HY20029914** (201-02038 Tube)

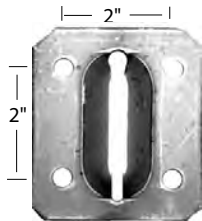
**HY20065496** (201-02087 Tube)

with clips




**Crossmember Clips**

**Part No. 1157016**  
**Overall Sizes**  
3 1/8" High,  
3 1/2" Wide



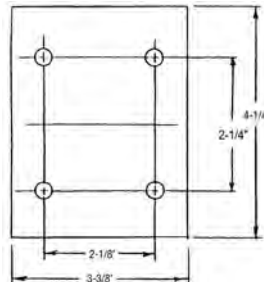
**Part No. 1157024**  
**Size**  
4-Hole,  
4" high x  
5" wide  
2x4  
Centers  
with slot



**Part No. 1157023**  
**Size**  
4" tall x "5 wide  
No holes  
with slot



**Part No. 1-15-1632**  
**Size**  
4-Hole,  
4" x 5"  
2"x4"  
Centers  
with slot



**Crossmember Bolt Kit**

Contains fasteners for one trailer crossmember installation; 8 heat treated splined step bolts, 8 nylon treated splined step bolts, 8 nylon washers, and 8 flanged lock nuts. (3/8"-16X1-1/4")







TRUCK AND TRAILER BODY PARTS

**Nose Rails**

**Corner Caps**

**Radius Panels**

**Nose Posts**

**Top Rails**

**Bottom Rails**

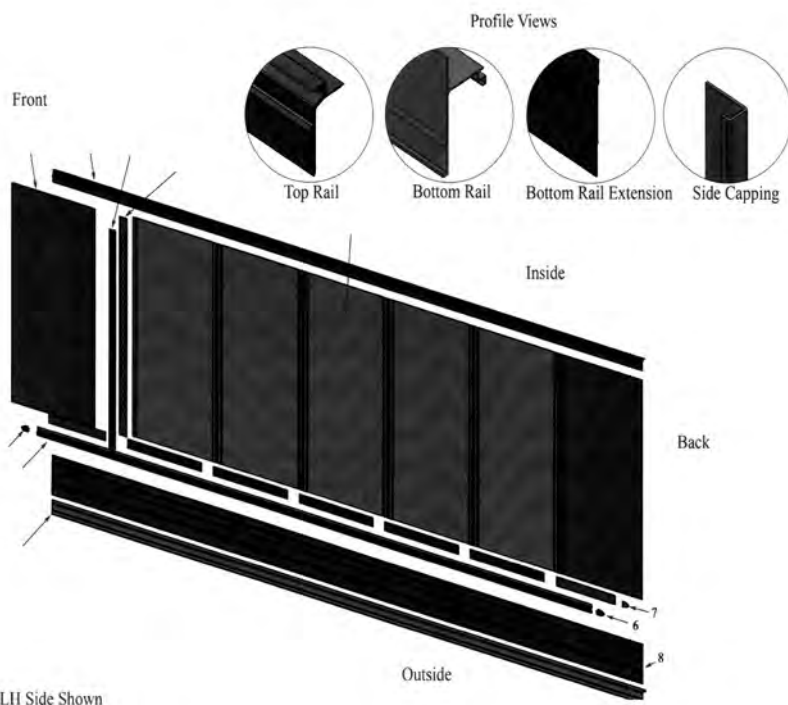
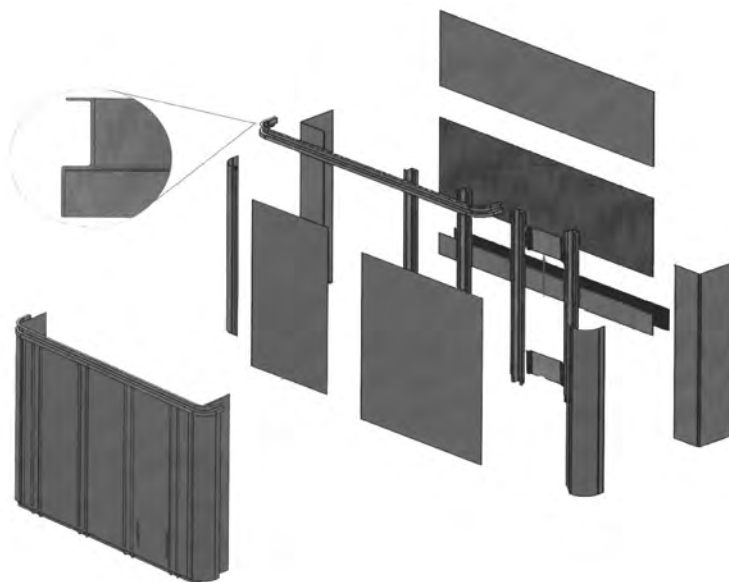
**Side Posts**

**Roof Bows**

**Side Panels**

**Misc.**

**ICC Bumpers**



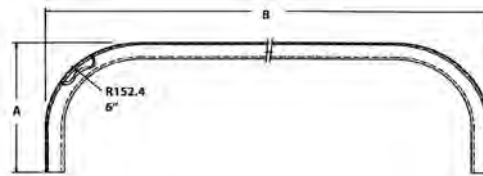


**TOP FRONT NOSE RAILS - HYUNDAI**

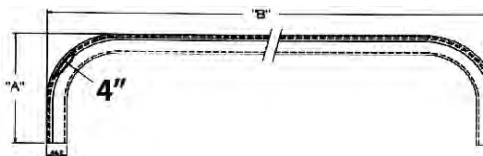
**Hyundai Nose Rail (Rail Front Nose)**  
**Part No. HY10003146, 6" radius.**  
**A = 10.125", B= 102-.125"**



**Hyundai Nose Rail (Rail Front Nose)**  
**Part No. HY10005195, 6" radius.**  
**A = 10.25", B= 102.25"**



**Hyundai Nose Rail (Rail Front Nose)**  
**Part No. HY10007412, 4" radius.**  
**A = 10.125", B= 102.38"**



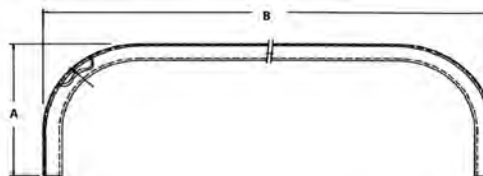
**Hyundai Nose Rail (Rail Front Nose)**  
**Part No. HY10008943, 6" radius.**  
**A = 10.25", B= 102.25"**



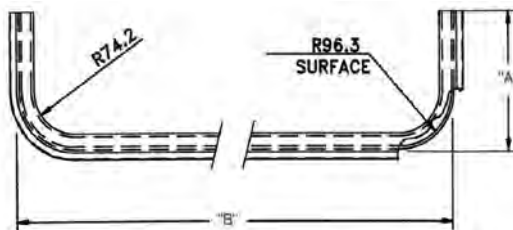
**Hyundai Nose Rail (Rail Front Nose)**  
**Part No. HY10009386, 5" radius.**  
**A = 9.38", B= 102.50"**



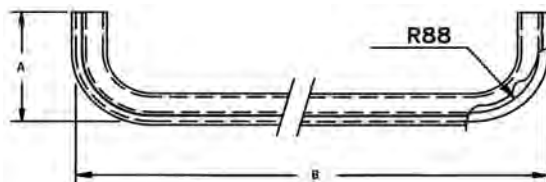
**Hyundai Nose Rail (Rail Front Nose)**  
**Part No. HY10016265, 4" radius.**  
**A = 10.125", B= 102.38"**



**Hyundai Nose Rail (Rail Front Nose)**  
**Part No. HY10021329, 6" radius.**  
**A = 9.38", B= 101.50"**



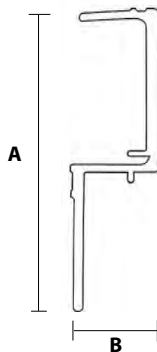
**Hyundai Nose Rail (Rail Front Nose)**  
**Part No. HY10028466, 4" radius.**  
**A = 6.31", B= 102.31"**



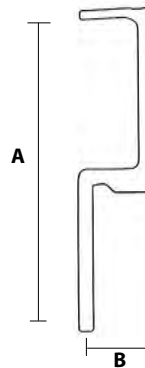


**NOSE RAILS - STRICK**

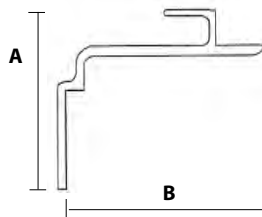
**STRICK Nose Rail**  
Part No. SK01715, 7" radius.  
One pc wrap around style. 98-1/2"  
A = 5.56", B= 1.28"



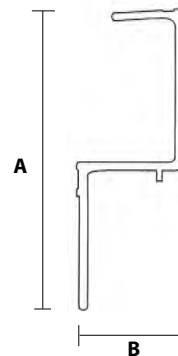
**STRICK Nose Rail**  
Part No. SK47284  
Straight Section for 3 piece style. 85.687"  
A = 5.625", B= 1.058"



**STRICK Nose Rail**  
Part No. SK47428  
Straight Section for 3 piece style. 85.687"  
A = 5", B= 6"

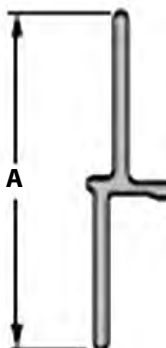


**STRICK Nose Rail**  
Part No. SK52017  
Straight Section for 3 piece style. 91.875"  
A = 5.56", B= 1.656"



**NOSE RAIL - MORGAN BODY**

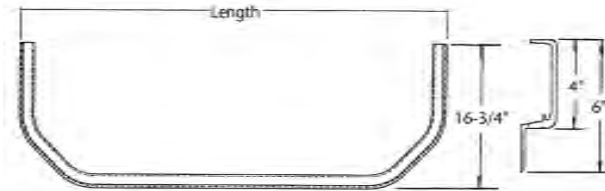
**Morgan Body Nose Rail**  
Part No. MP-14142  
Top Front Connector. 87", GVSD Model  
A = 2.36"





**NOSE RAILS - TRAILMOBILE**

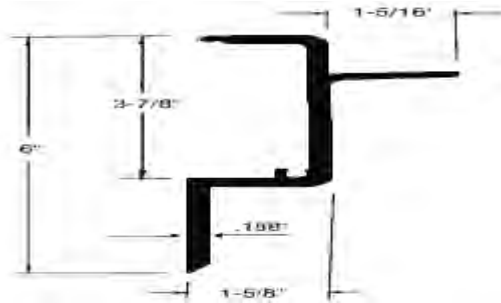
**Trailmobile Model O Bevel Radius Nose Rail**  
**Part No. 511-1-109-2, Length 96"**  
**Part No. 511-1-109-2-2 Length 102.38"**



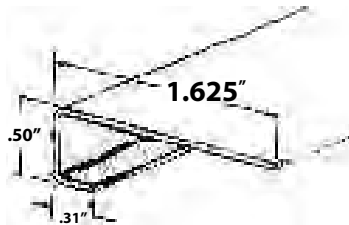
**Trailmobile Model O 6" Radius**  
**Part No. 511-1-130A, Length 96"**  
**Part No. 511-1-130B, Length 102.38"**




**Trailmobile Nose Rail Section (Aluminum)**  
**Part No. 7511-1-125B, Length 93.38"**



**Trailmobile Nose Rail Reinforcement J molding (Aluminum)**  
**Part No. 90-4-1563-0-126**



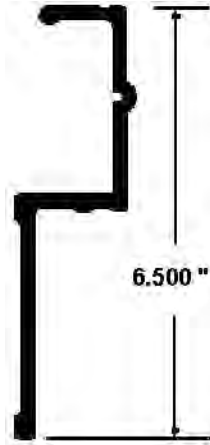
**Trailmobile Bottom Corner Nose Rail Section (Front Bottom Rail) (Aluminum)**  
**Part No. 90-4-2353-0-88, Height 8" & Length 88"**





**NOSE RAIL - DORSEY**

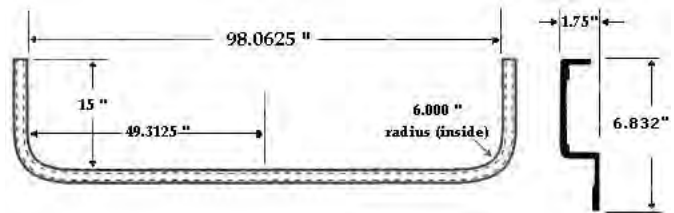
**Dorsey Nose Rail**  
(Replaces 251128702)  
6" radius.  
Part No. DO-NR01



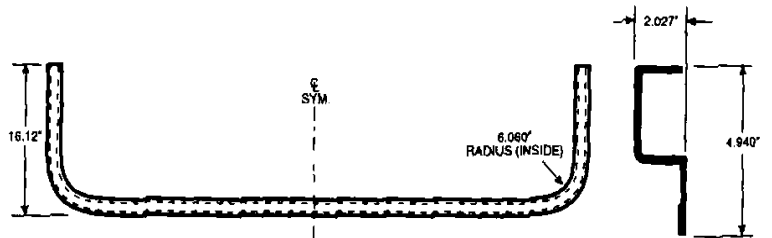
**Dorsey Nose Rail**  
(Replaces 251122102)  
10" radius.  
Part No. DO-NR02

**NOSE RAILS - GREAT DANE STYLE / UTILITY STYLE / WABASH STYLE**

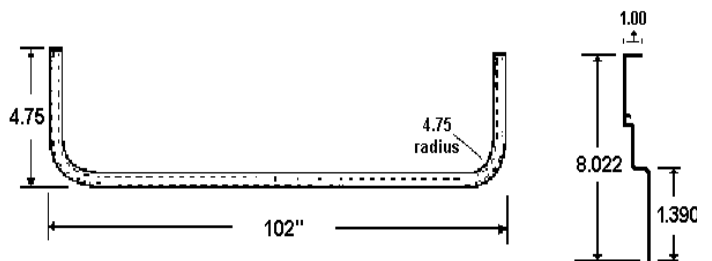
**Great Dane Style Nose Rail**  
(Replaces 69103212)  
P Series. 102.38" , 6" radius.  
Part No. GD-NR03



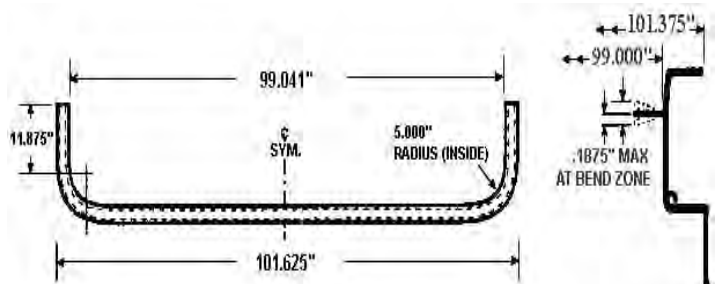
**Great Dane Style Nose Rail**  
(Replaces 41203163)  
102.38" x 16.12" . 6" radius.  
Part No. GD-NR05



**Utility Style Nose Rail**  
(Replaces 3-6650-310)  
102" x 4.75" , 5" radius.  
Part No. UT-NR02



**Wabash Style Nose Rail**  
(Replaces WAB04A00211)  
101.625" x 11.875" , 5" radius.  
Part No. WA-NR01



**CORNER CAPS - HYUNDAI****Hyundai Corner Cap (Casting Corner)****117-04002****Part No. HY10012220, 6" radius. RH****Hyundai Corner Cap (Casting Corner)****117-04003****Part No. HY10013257, LH (Shown)****Part No. HY10013258, RH****Hyundai Corner Cap (Casting Corner)****117-04006C****Part No. HY10015378****Hyundai Corner Cap (Casting Corner)****117-04007****Part No. HY10015416**



**CORNER CAPS - STRICK**

**Strick Corner Cap**  
**Part No. SK01792 - Universal , 7" radius.**



SK01792 side view



SK01792 top view

**Strick Corner Cap**  
**Part No. SK03500 - Universal , 7" radius.**



SK03500 side view



SK03500 top view

**Strick Corner Cap**  
**Part No. SK13256 - Roadside, 9" radius.**  
**Part No. SK13257 - Curbside , 9" radius.**



SK13256 side view



SK13256 top view

**Strick Corner Cap**  
**Part No. SK14393 - Roadside.**  
**Part No. SK14394 - Curbside.**



SK14393 side view



SK14393 top view



**Strick Corner Cap**  
**Part No. SK45290 - Universal , 7" radius.**



SK45290 side view



SK45290 top view

**Strick Corner Cap**  
**Part No. SK54280 - Universal , 4" radius.**



SK54280 side view



SK54280 top view

**Strick Corner Cap**  
**Part No. SK54960 - Universal , 4" radius.**



SK54960 side view



SK54960 top view

**Strick Corner Cap**  
**Part No. SK55724 - Universal.**



SK55724 side view



SK55724 top view

**Strick Corner Cap Protectors:**  
**Part No. SK01793 and SK57620**



SK01793 side view

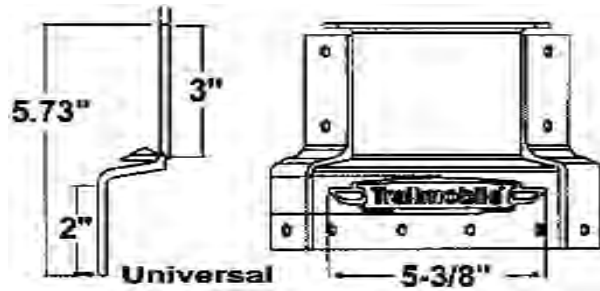


SK01793 top view

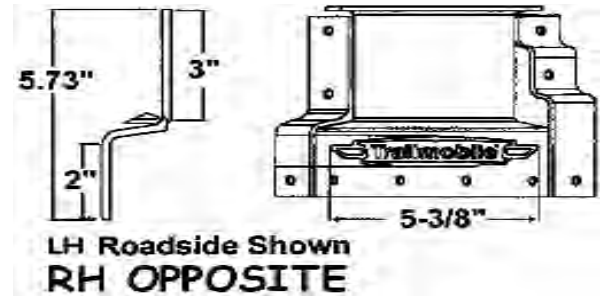


**CORNER CAPS - TRAILMOBILE**

**Trailmobile Corner Cap, Universal.  
Part No. 7511-A1-05**



**Trailmobile Corner Cap, Ultra Plate.  
Early Model.  
Part No. 7511-A1-06L  
Part No. 7511-A1-06R**



**Trailmobile Corner Cap, Universal,  
Ultra Plate.  
Part No. 7511-A1-08**







**CORNER CAPS - MORGAN BODY**

**Morgan Body Corner Cap, Poly Tuff.  
Part No. MP-62660 (Curbside)**

**Part No. MP-62661 (Roadside)**

KIT Includes: Corner cap, Instructions, OSI® Quad® sealant, foam tape, monobolts, grommet, recess wire cover and a 6" strip of butyl tape.



**Morgan Body Corner Cap, Poly Tuff.  
Part No. MP-62664 (Curbside)**

**Part No. MP-62665 (Roadside)**

KIT Includes: Corner cap, Instructions, OSI® Quad® sealant, foam tape, monobolts, grommet, recess wire cover.



**CORNER CAP - SUPREME**

**Supreme Corner Cap.**

**Part No. SU-001014 (Roadside)** —————

**Part No. SU-001015 (Curbside)**




**CORNER CAPS - LUFKIN / MONON / PINES / STOUGHTON / WABASH**

**Lufkin Style Corner Cap, Universal, 10" radius.  
Part No. LU-CC01**



**Monon Style Corner Cap, (V02-197R) Roadside.  
Part No. 1310356**



**Monon Style Corner Cap, (V02-197L) Curbside.  
Part No. 1310357**



**Pines Style Corner Cap, Universal (CC11100).  
Part No. 1310364**



**Stoughton Style Corner Cap, Universal, (AV/FV/EV)  
Part No. 1310365**



**Wabash Style Corner Cap, (04300002) Universal.  
Part No. 1310363**






**FRONT PROTECTORS - HYUNDAI**

**FRONT PROTECTORS  
- Diamond Plated**

Front Protector. 117-15056  
26.5" x 11.875". No joggles.  
**Part No. HY20017840**



Front Protector. 117-15174  
26.5" x 11.75" Joggles each end 2".  
**Part No. HY20025722**




Front Protector. 117-15429  
27.75" x 12". Joggles each end 2".  
**Part No. HY20067813**



Front Protector. 117-04357  
**Part No. HY20068679**  
16.375" x 12". Left Hand  
**Part No. HY20068680**  
16.375" x 12". Right Hand



1" joggles each end.  
Joggles 5.75" tall.  
Hole on one end.  
Notches on each end,  
2.5" from top, each end.



Front Protector. 117-04358  
16.375" x 12" Joggles each end 1".  
**Part No. HY20071414**





**RADIUS PANELS - HYUNDAI (FRT PNL END)**

**117-05427 SERIES:**

**Hyundai Radius Panel**

4" radius, stainless. 102.1875"

**Part No. HY20054038**

**Hyundai Radius Panel**

9" radius, FedEx Grey. 102.95"

**Part No. HY20065834**

**Hyundai Radius Panel**

4" radius, stainless. 90"

**Part No. HY20071586**

**Hyundai Radius Panel**

4" radius, white. 109"

**Part No. HY20084076**

**Hyundai Radius Panel**

10" radius, 107.875"

**Part No. HY20026492**

**Hyundai Radius Panel - White**

102.38" length, 7" radius

**Part No. HY20031851**

**Hyundai Radius Panel - White**

101.5" length, 6" radius

**Part No. HY20032237**

**Hyundai Radius Panel - Stainless**

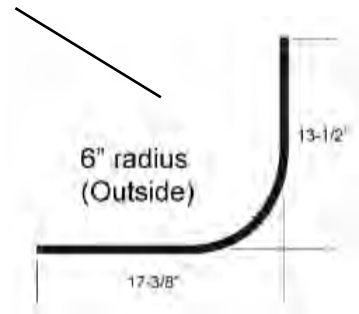
102.5" length, 4" radius

**Part No. HY20088231S**

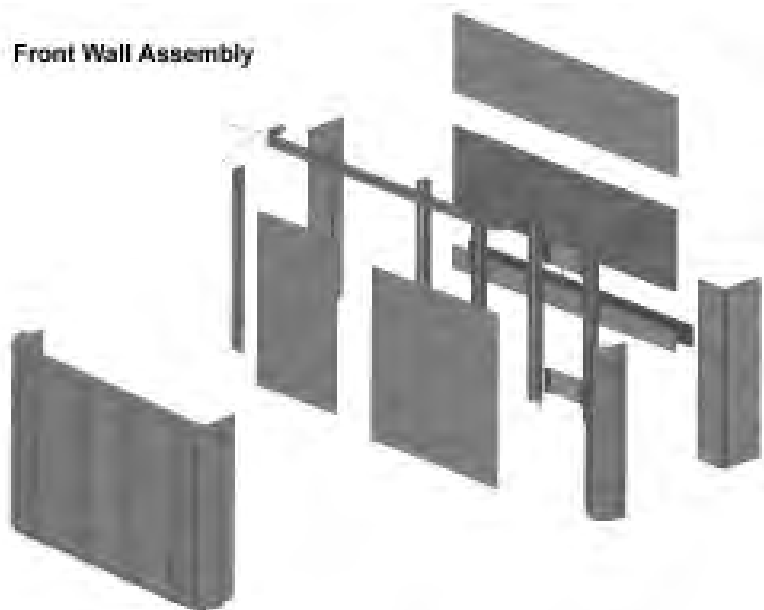
**Hyundai Radius Panel - White**

109.625" length, 6" radius

**Part No. HY20084150**



Front Wall Assembly






## INNER RADIUS & LINER PANELS - HYUNDAI

### Hyundai Inner Radius Panels - Beveled Front Lining Support


**Hyundai Inner Radius Panel**  
Galvanized. 112.75" length.  
Beveled. 14" x 2" center x 11.5"  
**Part No. HY20007559**



**Hyundai Inner Radius Panel**  
Galvanized. 108" length.  
Beveled. 13.75" x 2" center x 9.38"  
1" joggle on short end.  
**Part No. HY20010726**

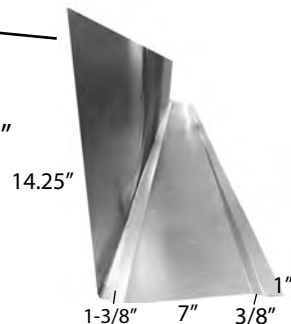


**Hyundai Inner Radius Panel**  
White. Left hand. 102.75" length.  
Beveled. 13.5" x 2" center x 11"  
**Part No. HY20011835**  
White. Right hand. 102.75"  
Beveled. 13.5" x 2" center x 11"  
**Part No. HY20012031**



**Hyundai Inner Radius Panel**  
Galvanized. 106.38" length.  
Beveled. 14" x 2" center x 9.38"  
**Part No. HY20019906**

**Hyundai Inner Radius Panel**  
Galvanized. 108" length.  
BEVELED. 14.25" x 1.38" center x 7"  
Joggle - 3/8" to 1" on one end. 108"  
**Part No. HY20029909**



**Hyundai Inner Radius Panel**  
Galvanized. 108" length  
Beveled. 14" x 2" center x 7.25"  
Joggle - 3/4" to 1" on one end.  
**Part No. HY20030496**

**Hyundai Inner Radius Panel**  
Galvanized. 95" length.  
11.5" x 2" center x 10.25"  
1" joggle on short end.  
**Part No. HY20071590**



### Hyundai Inner Radius Panels - 90° Front Lining Support

**Hyundai Inner Radius Panel**  
Galvanized. 106.875" length.  
17.75" x 13.75"  
**Part No. HY20004933**

**Hyundai Inner Radius Panel**  
Galvanized. 107.875" length.  
15.25" x 10.00"  
1.25" joggle on short end, to 3/4".  
**Part No. HY20033941**



**Hyundai Liner Panels**  
PVC. 107" - 14.33" wide  
E15-054  
**Part No. HY10015710**

**Part No. HY10030205**  
PVC. 114.56" - 6.5" wide  
**Part No. HY10030206**  
PVC. 114.56" - 10.5" wide

**Part No. HY10032554**  
PVC. 114.06" - 10.5" wide  
**Part No. HY10032555**  
PVC. 114.06" - 6.5" wide

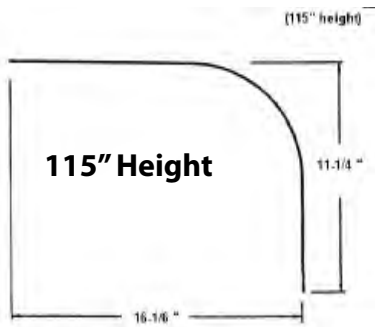
PVC. 98.625" - 16" wide  
**Part No. HYE15-036-098A**



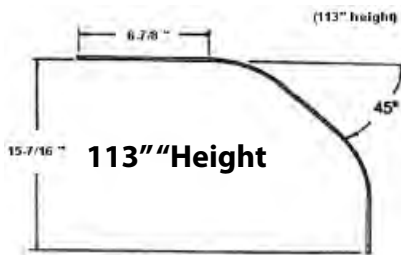


**RADIUS PANELS - TRAILMOBILE**

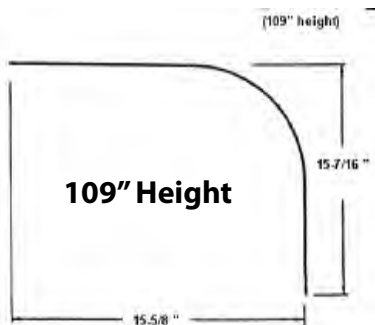
**Trailmobile Radius Panel.**  
**Part No. RP-102K-PPW**



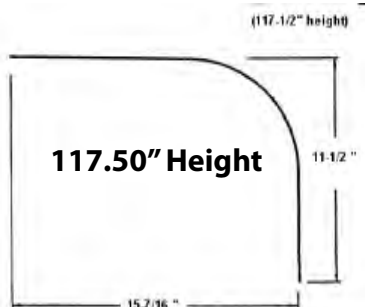
**Trailmobile Radius Panel.**  
**Part No. RP-881K-PPW**



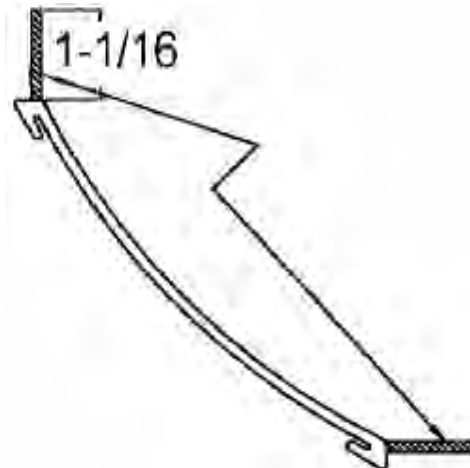
**Trailmobile Radius Panel.**  
**Part No. RP-883K-PPW**



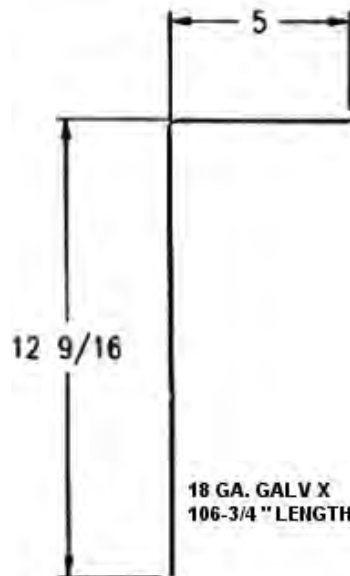
**Trailmobile Radius Panel.**  
**Part No. RP-958K-PPW**



**Trailmobile Radius Panel.**  
**116-1/8" Height**  
**Part No. RP-115K-PPW**



**Trailmobile Inner Radius Panel.**  
**6" radius, 106-3/4" height.**  
**18 gauge galvanized steel.**  
**Part No. 9519-1-909**





## RADIUS PANELS - STRICK

### Strick Radius Panel.

**Inner radius, 24 gauge steel.**

**Part No. SK06782**

Universal, galvanized steel.

A: 105" B: 9.98" C: 16.05"

### Strick Radius Panel.

**Inner radius, 24 gauge steel.**

Universal, galvanized steel.

**Part No. SK44094**

A: 105" B: 11.28" C: 14.75"

### Strick Radius Panel.

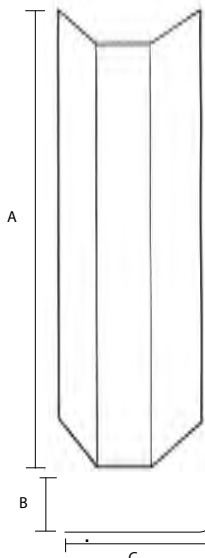
**Inner radius.**

Universal, galvanized steel.

**Part No. SK49057**

A: 105" B: 8.75" C: 15.64"

**Part No. SK57498** Inner Angle protector, steel, 105"



### Strick Radius Panel.

**Outer radius, 7", white, aluminum.**

**Part No. SK21887**


A: 101.5" B: 13.31" C: 15"

### Strick Radius Panel.

**Outer radius, 7", white, aluminum.**

**Part No. SK47158**

A: 106.5" B: 13.5" C: 10.96"



### Strick Radius Panel.

**Outer radius, 7", white, aluminum.**

**Part No. SK52535**

A: 114.5" B: 13.56" C: 8.12"

### Strick Radius Panel.

**Outer radius, 4", white, aluminum.**

**Part No. SK55567**

A: 105.5" B: 10.97" C: 9.42"

### Strick Radius Panel.

**Outer radius, 7", white, aluminum.**

**Part No. SK56274**

A: 102.5" 4" radius

**L  
I  
N  
E  
R**

**Part No. SK57160**

HPDE Liner 96" long, 18.3" wide.

**Part No. SK59773**

HPDE Liner 98" long, .75 x 22" wide.

**Part No. SK62150** (Intermediate)

HPDE Liner 98" long, .63 x 18.13" wide.

**Part No. SK62151** (First Panel)

HPDE Liner 98" long, .63 x 10.13" wide.

**Part No. SK45302**

Plastic Liner, white, .45" x 10" x 100"



HPDE LINER



### Strick Radius Panel.

**Outer radius, 4", white, aluminum.**

**Part No. SK58964**

Round holes on 2" centers.

A: 106.5" B: 5.688" C: 5.688"

### Strick Radius Panel.

**Outer radius, 4", white, aluminum.**

**Part No. SK68971**


Round holes on 2" centers.

A: 108.5" B: 5.688" C: 5.688"



**RADIUS PANELS - MORGAN BODY**

**Morgan Radius Panel.**  
Mill Finish Aluminum. 88"  
**Part No. MP-0065363**



**Morgan Radius Panel.**  
Stainless Steel. 104.3"  
**Part No. MP-01424**

**Morgan Radius Panel.**  
Mill Finish Aluminum. 92.3"  
**Part No. MP-00659**

**Morgan Radius Panel.**  
Mill Finish Aluminum. 80.88"  
**Part No. MP-13500**


**Morgan Radius Panel.**  
Mill Finish Aluminum. 104.3"  
**Part No. MP-00660**

**Morgan Radius Panel.**  
Mill Finish Aluminum. 86.88"  
**Part No. MP-13502**



**RADIUS PANELS - DORSEY**

**Dorsey Radius Panel.**  
Aluminum. White.  
6" Radius. 104" Tall  
**Part No. DO-RP07**





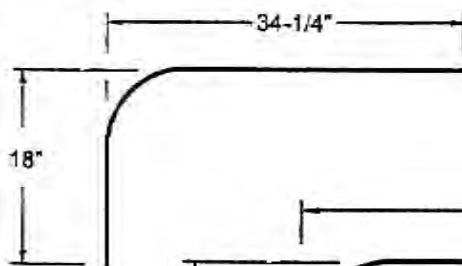


**RADIUS PANELS - FRUEHAUF / GREAT DANE / STOUGHTON / UTILITY / WABASH**

**Great Dane Style Radius Panel.**

Aluminum. White. 6" radius.

**Part No. GD-RP01**

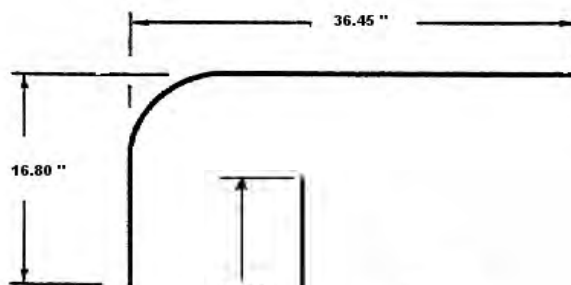


**Great Dane Style Radius Panel.**

Aluminum. White. 10" radius.

Interchange Information: 08670

**Part No. GD-RP02**

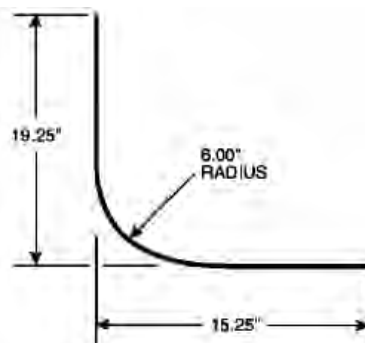


**Great Dane Style Radius Panel.**

Aluminum. White. 6" radius.

Interchange Information: 69102520001

**Part No. GD-RP03**

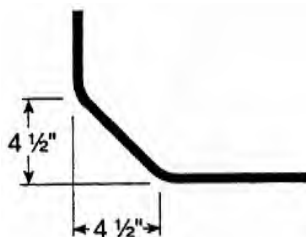


**Stoughton Style Radius Panel.**

Aluminum. White. Bevel.

Interchange Information: 01-12994

**Part No. SO-RP02**

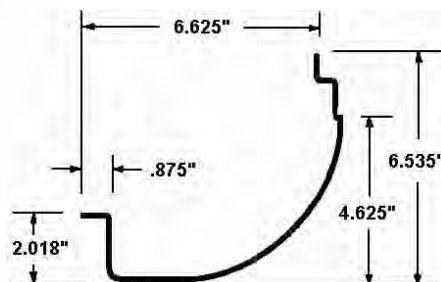


**Utility Style Radius Panel.**

Aluminum. White.

Interchange Information: 1-6500-160

**Part No. UT-RP03-PPW**

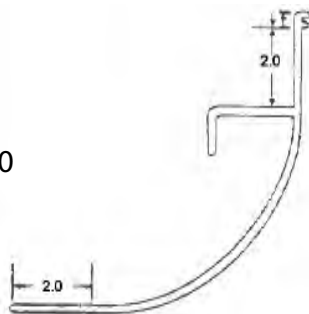


**Wabash Style Radius Panel.**

Aluminum. White. 5" radius.

Interchange Information: E0081200

**Part No. WA-RP02**

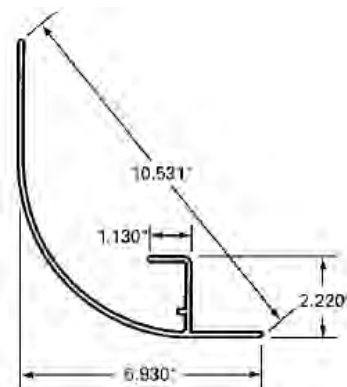


**Wabash Style Radius Panel.**

Mill Finish Aluminum.

Interchange Information: E8351200

**Part No. WA-RP03-MFA**

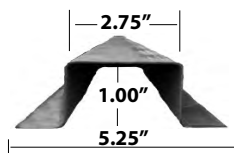




**NOSE POSTS - HYUNDAI**

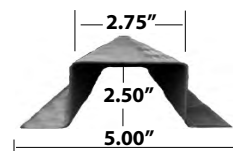
**Hyundai Nose Post**

4.13" to joggle one side.  
1/2" diameter hole on one side  
1/2" from end. 103.48" length.  
**Part No. HY20011744**



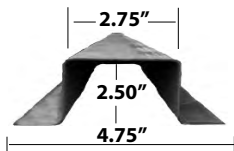
**Hyundai Nose Post**

5.63 "joggles on one end.  
106.50" length.  
**Part No. HY20054531**



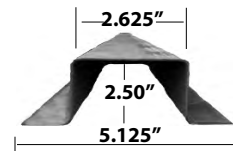
**Hyundai Nose Post**

6" joggles on one end.  
112.50" length.  
**Part No. HY20026494**



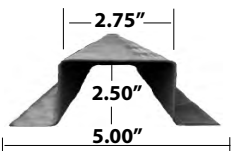
**Hyundai Nose Post**

4.13" joggles on both ends  
107.68" length.  
**Part No. HY20057522**



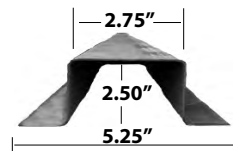
**Hyundai Nose Post**

4.13" joggles on one end.  
106.50" length.  
**Part No. HY20034023**



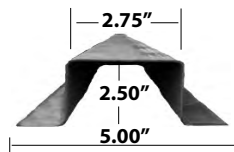
**Hyundai Front Post**

4" joggles on both ends  
106.614" length.  
**Part No. HY20064923**



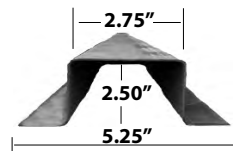
**Hyundai Nose Post**

3.75" joggles on each end.  
105.50" length.  
**Part No. HY20045500**



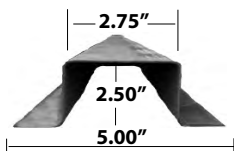
**Hyundai Nose Post**

4.13" joggles on both ends.  
112.75" length.  
**Part No. HY20066971**



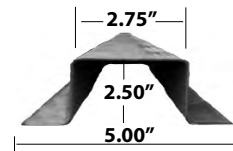
**Hyundai Nose Post**

4.875" joggles on each end.  
115.94" length.  
**Part No. HY20051352**



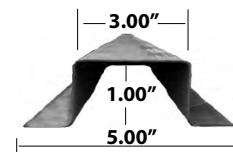
**Hyundai Nose Post**

4.13" joggles on one end.  
107" length.  
**Part No. HY20076832**



**Hyundai Front Post**

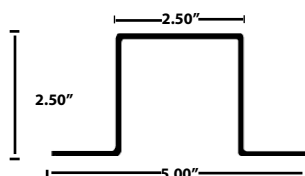
107.125" length.  
**Part No. HYE05-132-1072**



**NOSE POSTS - GREAT DANE / STRICK / TRAILMOBILE**

**Great Dane Style Nose Post.**

2.5" hat, 110" long.  
**Part No. 1010174**



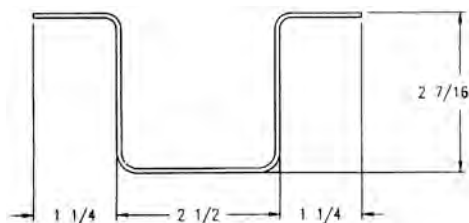
**Strick Nose Post.**

A: 2.687" B: 5.25" C: 3.25"  
Length: 108.25" Depth: 3.25"  
Steel.

**Part No. SK58425**

**Trailmobile Nose Post.**

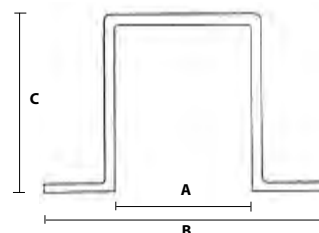
2.5" hat, 117" long.  
14 gauge galvanized steel.  
**Part No. 90-4-2400P-0-117**



**Strick Nose Post.**

Swedge - Steel.  
Length: 107.25" Depth: 1.31"

**Part No. SK63574**



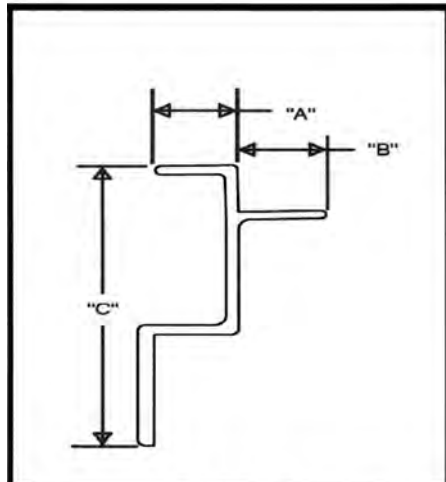


**TOP SIDE RAILS - HYUNDAI**

**Hyundai Top Rail.**

51'6.687" (Van)

**Part No. HYE01-007-6260**

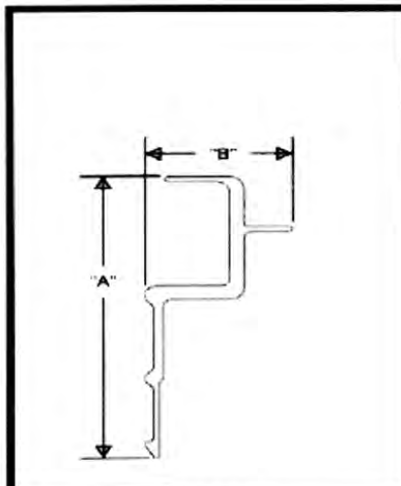


E01-007		
DIM	MM	Inch
"A"	32	1 1/4
"B"	34	1 5/16
"C"	152	6
"D"		

**Hyundai Top Rail.**

38'9-1/8" (Container)

**Part No. HYE01-009-4652**

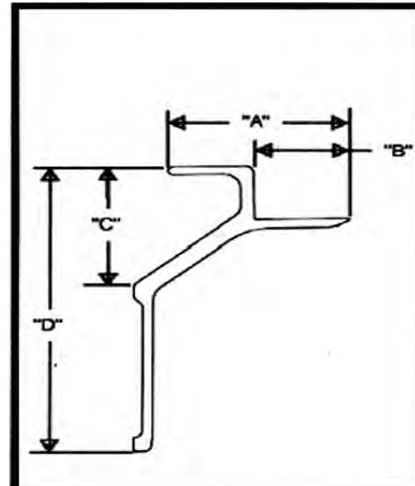


E01-009		
DIM	MM	Inch
"A"	146	5 3/4
"B"	61.3	2 7/16
"C"		
"D"		

**Hyundai Top Rail.**

51'10-13/16" (Van)

**Part No. HYE01-015-6260**

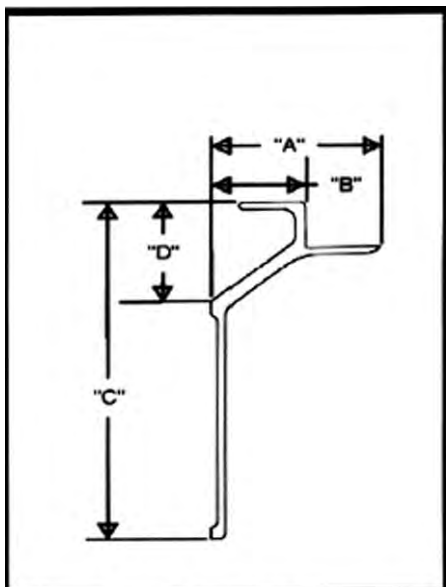


E01-015		
DIM	MM	Inch
"A"	80.2	3 3/16
"B"	35.3	1 3/8
"C"	55.7	2 3/16
"D"	135	5 5/16

**Hyundai Top Rail.**

51'6-11/16" (Van)

**Part No. HYE01-029-618B**

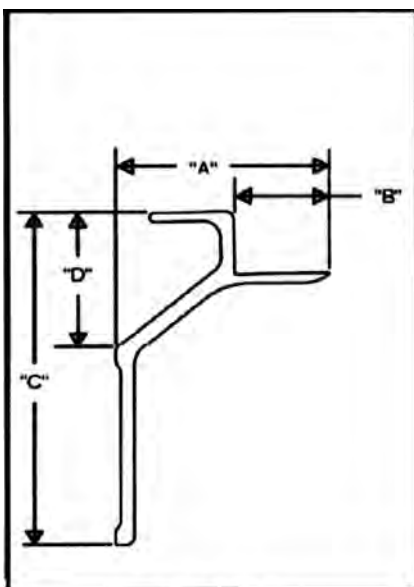


E01-029		
DIM	MM	Inch
"A"	80.2	3 3/16
"B"	44.9	1 3/4
"C"	185.8	7 5/16
"D"	55.7	2 3/16

**Hyundai Top Rail.**

51'9-1/4" (Van)

**Part No. HYE01-037-6260**

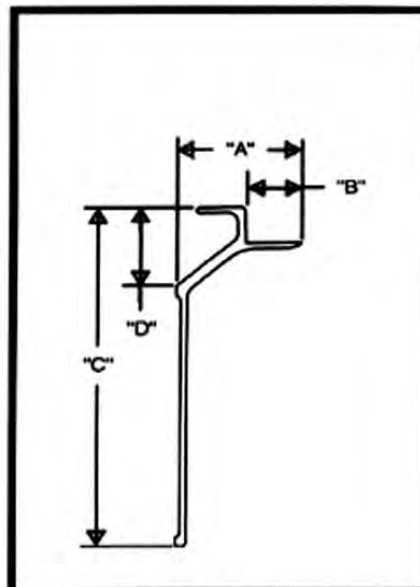


E01-037		
DIM	MM	Inch
"A"	80.2	3 3/16
"B"	35.3	1 3/8
"C"	135	5 5/16
"D"	55.7	2 3/16

**Hyundai Top Rail.**

51'6-11/16" (Van)

**Part No. HYE01-041-6260**



E01-041		
DIM	MM	Inch
"A"	80.2	3 3/16
"B"	35.3	1 3/8
"C"	236.6	9 5/16
"D"	55.7	2 3/16

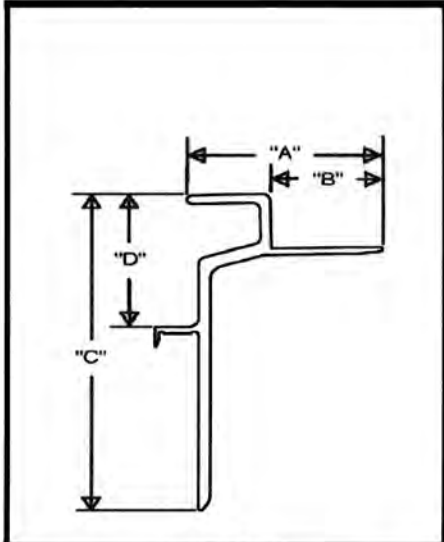


**TOP SIDE RAILS - HYUNDAI**

**Hyundai Top Rail.**

51' 9-7/8" (Van)

Part No. HYE01-050-6260



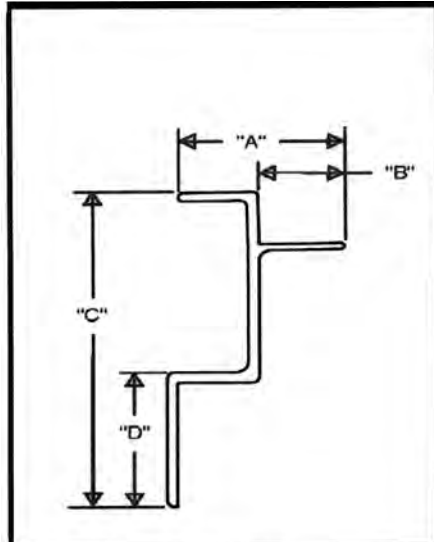
**E01-050**

DIM	MM	Inch
"A"	73.6	2 7/8
"B"	42	1 5/8
"C"	147.8	5 13/16
"D"	61.6	2 7/16

**Hyundai Top Rail.**

51' 6-11/16" (Van)

Part No. HYE01-150-6260



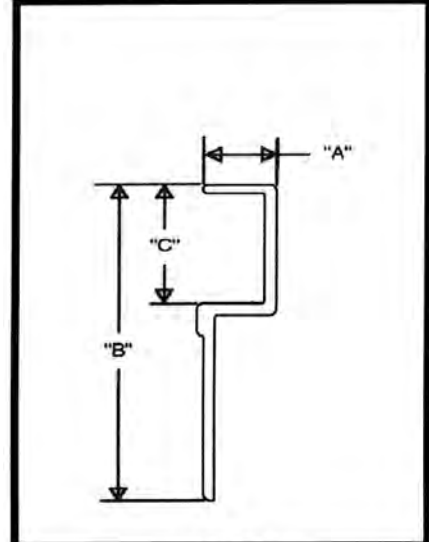
**E01-150**

DIM	MM	Inch
"A"	66	2 5/8
"B"	34	1 5/16
"C"	152	6
"D"	65	2 9/16

**Hyundai Top Rail.**

51' 6-5/8" (Van)

Part No. HYE01-181-618A



**E01-181**

DIM	MM	Inch
"A"	30.4	1 3/16
"B"	152	6
"C"	57	2 1/4
"D"		



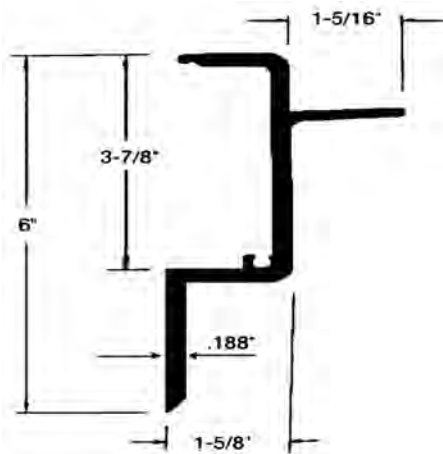


**TOP SIDE RAILS - TRAILMOBILE**

**Trailmobile Top Rail.**

Model O Interior Post, 240".

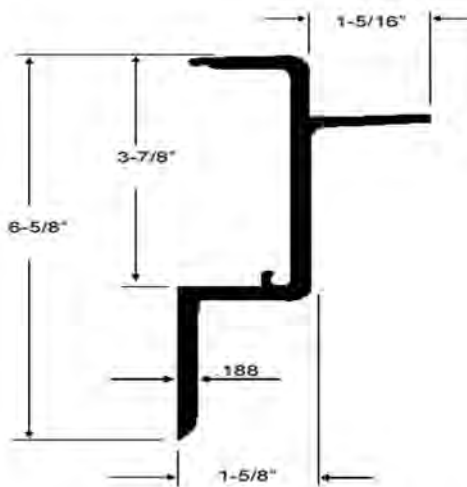
**Part No. 90-4-1399-240**



**Trailmobile Top Rail.**

Model O Interior Post, 625".

**Part No. 90-4-1399-625**



**Trailmobile Top Rail.**

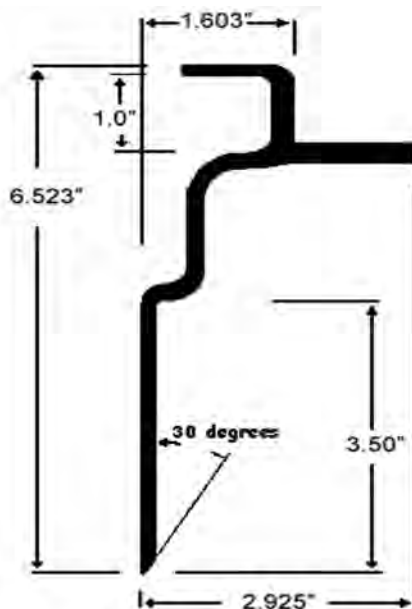
Model O Interior Post, 240".

**Part No. 90-4-2305-240**

**Trailmobile Top Rail.**

Model O Interior Post, 625".

**Part No. 90-4-2305-625**



**Trailmobile Top Rail.**

Ultra-Plate 625".

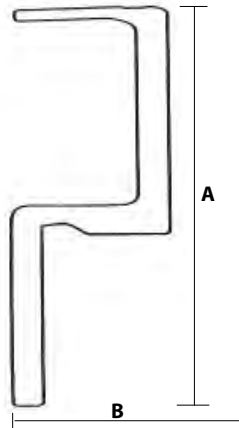
**Part No. 90-4-2503-625**



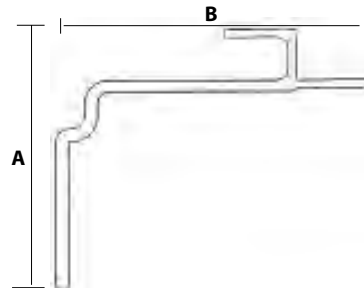


**TOP SIDE RAILS - STRICK**

**Strick Top Rail.**  
EA93C000451T53  
A: 5.56" B: 1.1875"  
51'9.25"  
**Part No. SK03396**



**Strick Top Rail.**  
A: 5" B: 6" 51'9.25"  
**Part No. SK47454**

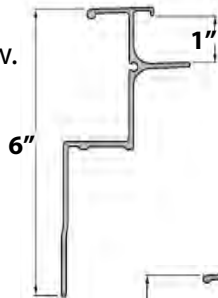


**Strick Top Rail.**  
AA93C012251T5  
A: 5.56" B: 1.656" 51'9.38"  
**Part No. SK06043**

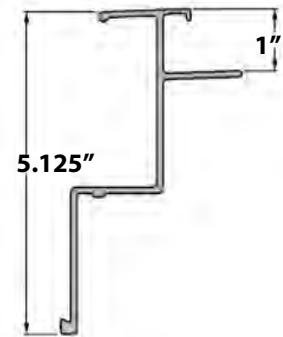


**TOP SIDE RAILS - MORGAN BODY**

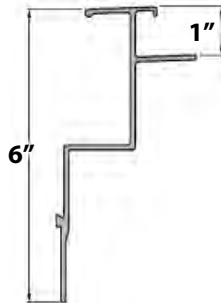
**Morgan Top Rail.**  
GVSD model, for 1" roof bow.  
27' (325")  
**Part No. MP-0001409**



**Morgan Top Rail.**  
GVFD model, for 1" roof bow.  
27' (325")  
**Part No. MP-00033901**

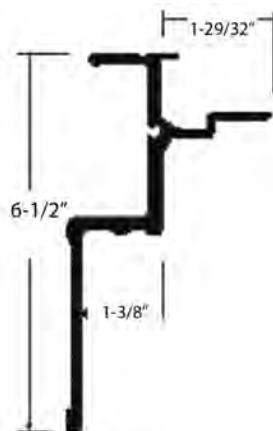


**Morgan Top Rail.**  
GVSD model, for 1" roof bow.  
27' (325")  
**Part No. MP-00015904**

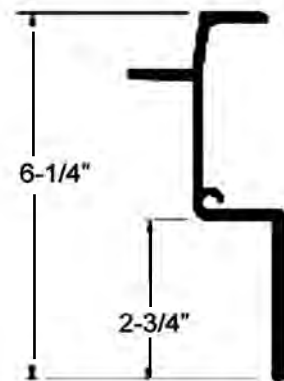


**TOP SIDE RAILS - DORSEY / WABASH STYLE**

**Dorsey Top Rail.**  
2509173 - Van Trailer.  
51.58', 619"  
**Part No. DO-TR01-619**



**Wabash Style Top Rail.**  
Interchange No.  
WABE0016260  
**Part No. WA-TR01-624**





TRUCK AND TRAILER BODY PARTS

Bottom Rails

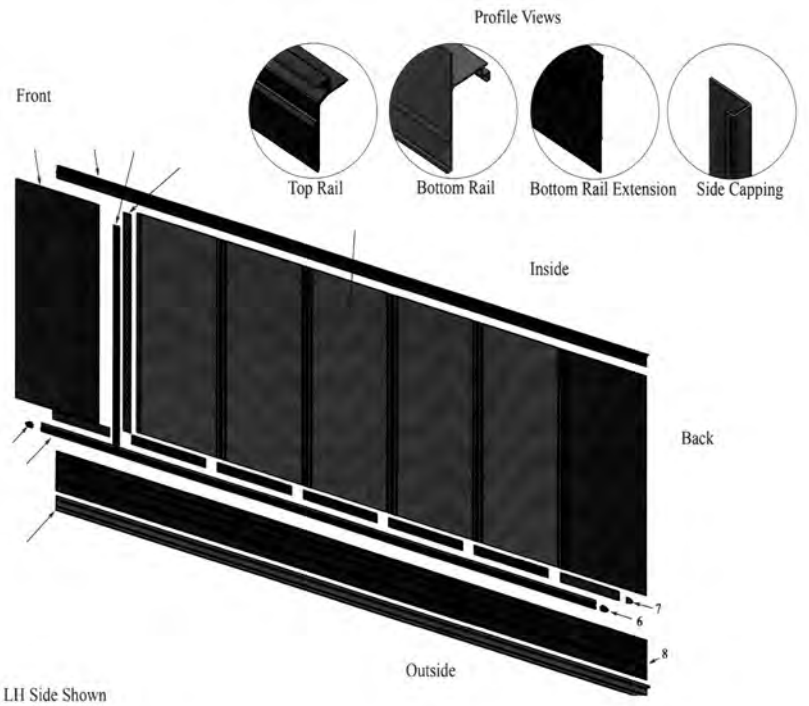
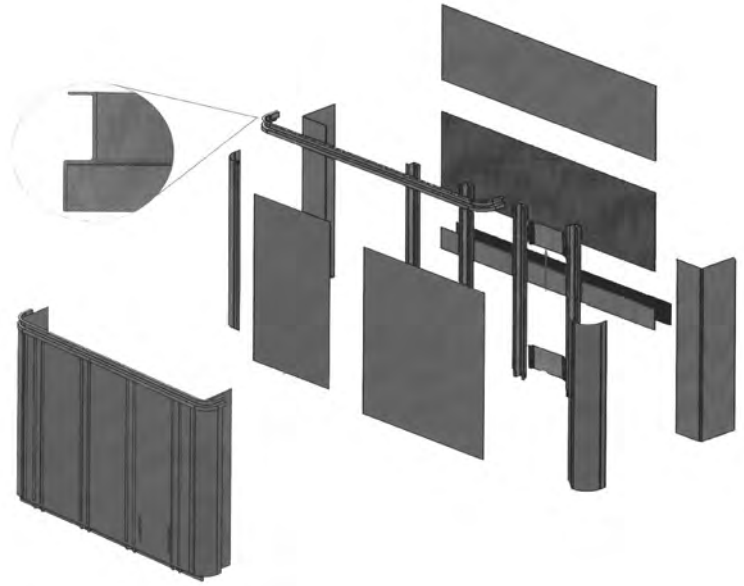
Side Posts

Roof Bows

Side Panels

Misc.

ICC Bumpers



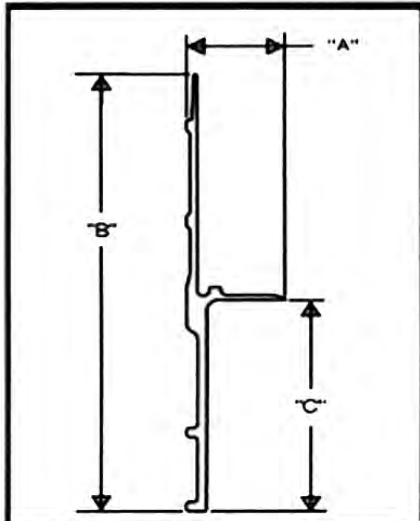


**BOTTOM SIDE RAILS - HYUNDAI**

**Hyundai Bottom Rail.**

52' (Van)

Part No. HYE06-003-6260

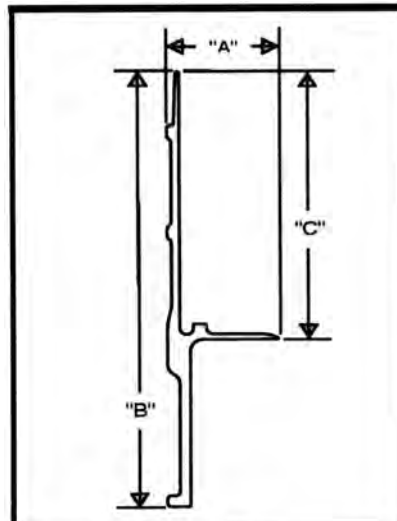


E06-003		
DIM	MM	Inch
"A"	53.39	2 1/8
"B"	286.25	11 1/4
"C"	138	5 7/16
"D"		

**Hyundai Bottom Rail.**

38' 7-1/4" (Container)

Part No. HYE06-009-4634

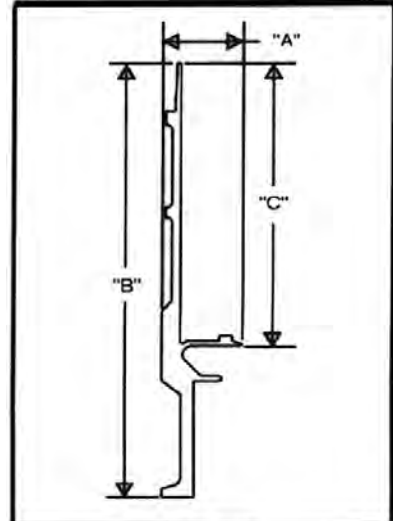


E06-009		
DIM	MM	Inch
"A"	53.39	2 1/8
"B"	241.3	9 1/2
"C"	148.25	5 13/16
"D"		

**Hyundai Bottom Rail.**

38' 7-1/4" (Container)

Part No. HYE06-012-4634

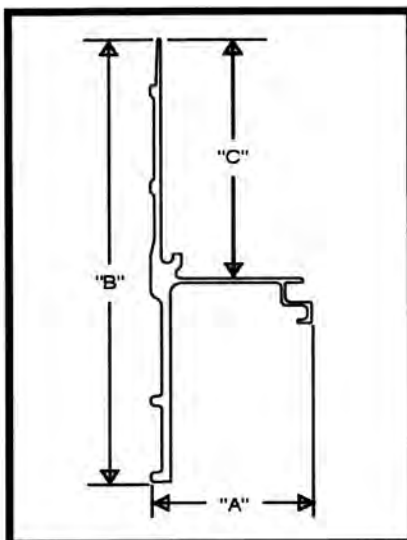


E06-012		
DIM	MM	Inch
"A"	41.6	1 5/8
"B"	254	10
"C"	165.5	6 1/2
"D"		

**Hyundai Bottom Rail.**

52' (Van)

Part No. HYE06-023-6260

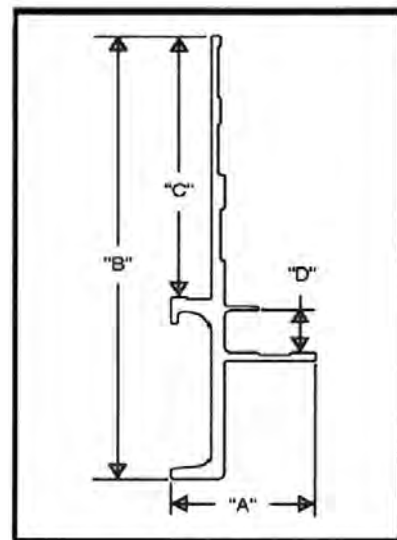


E06-023		
DIM	MM	Inch
"A"	90.4	3 9/16
"B"	286.25	11 1/4
"C"	155.55	6 1/8
"D"		

**Hyundai Bottom Rail.**

38' 7-1/4" (Container)

Part No. HYE06-025-4634

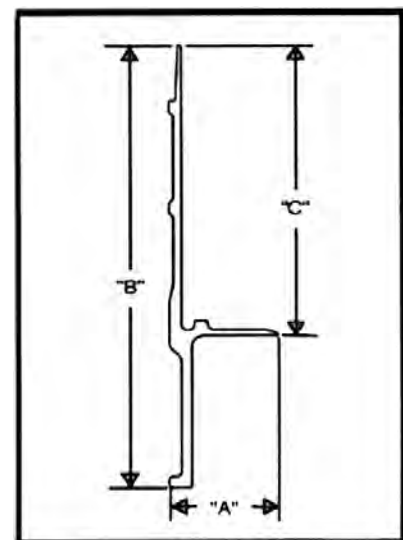


E06-025		
DIM	MM	Inch
"A"	63	2 1/2
"B"	215.6	8 1/2
"C"	127.3	5
"D"	21	13/16

**Hyundai Bottom Rail.**

38' 8-5/16" (Container)

Part No. HYE06-028-4645



E06-028		
DIM	MM	Inch
"A"	53.39	2 1/8
"B"	241.3	9 1/2
"C"	158.7	6 1/4
"D"		



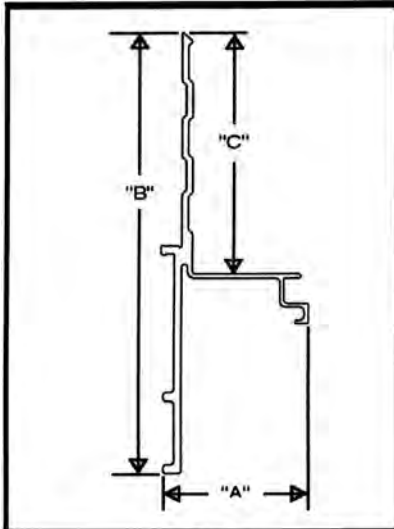


**BOTTOM SIDE RAILS - HYUNDAI**

**Hyundai Bottom Rail.**

52' (Van)

**Part No. HYE06-033-6260**

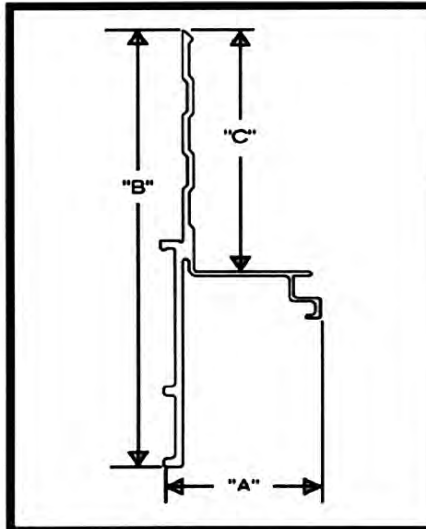


E06-033		
DIM	MM	Inch
"A"	86.8	3 7/16
"B"	298.45	11 3/4
"C"	162.75	6 7/16
"D"		

**Hyundai Bottom Rail.**

52' (Van)

**Part No. HYE06-035-6260**

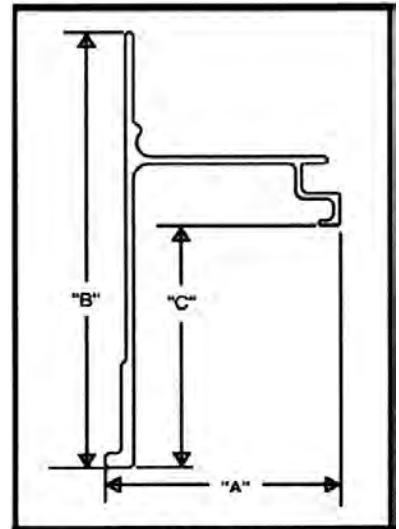


E06-035		
DIM	MM	Inch
"A"	86.8	3 7/16
"B"	298.45	11 3/4
"C"	165.05	6 1/2
"D"		

**Hyundai Bottom Rail.**

52' (Van)

**Part No. HYE06-042-6240**

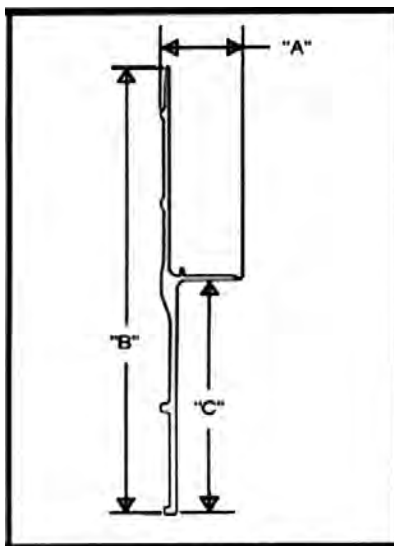


E06-042		
DIM	MM	Inch
"A"	90.3	3 9/16
"B"	183.45	7 1/4
"C"	101.7	4
"D"		

**Hyundai Bottom Rail.**

51' 11-9/16" (Van)

**Part No. HYE06-50-6260**

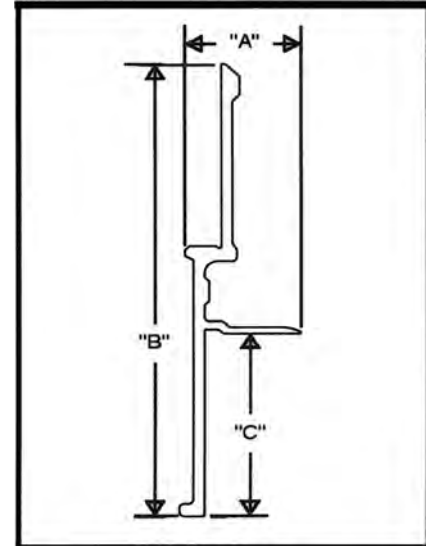


E06-050		
DIM	MM	Inch
"A"	50	1 15/16
"B"	311.65	12 1/4
"C"	163.4	6 7/16
"D"		

**Hyundai Bottom Rail.**

14' 6" (Van)

**Part No. HYE06-053-1740**

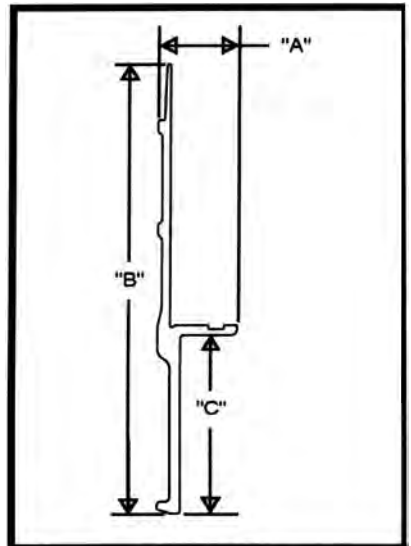


E06-053		
DIM	MM	Inch
"A"	51.09	2
"B"	230.5	9 1/16
"C"	93.05	3 11/16
"D"		

**Hyundai Bottom Rail.**

26' 4-9/16" (Van)

**Part No. HYE06-054-3194**



E06-054		
DIM	MM	Inch
"A"	38.6	1 1/2
"B"	241.3	9 1/2
"C"	96.4	3 13/16
"D"		

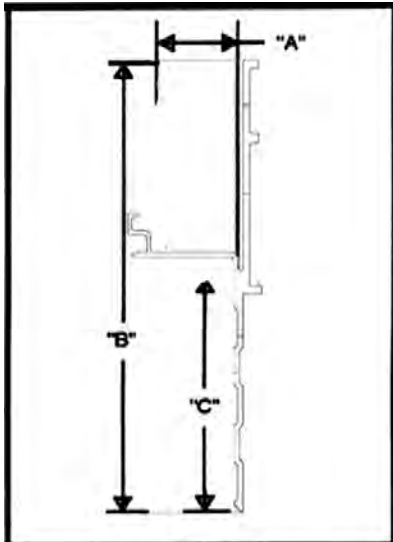


**BOTTOM SIDE RAILS - HYUNDAI**

**Hyundai Bottom Rail.**

52' (Van)

**Part No. HYE06-057-6260**



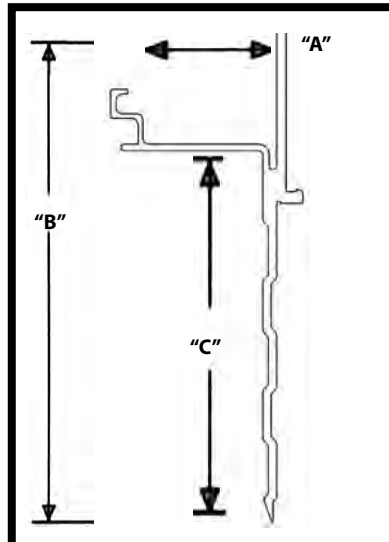
**E06-057**

DIM	MM	Inch
"A"		2 1/4"
"B"		11 3/4"
"C"		6 1/2"
"D"		

**Hyundai Bottom Rail.**

52' (Van)

**Part No. HYE06-064-6260**



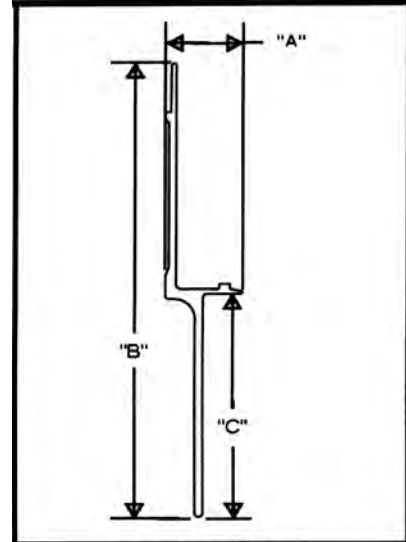
**E06-064**

DIM	MM	Inch
"A"		2-3/8"
"B"		11-7/8"
"C"		6-3/4"
"D"		

**Hyundai Bottom Rail.**

51' 6-11/16" (Van)

**Part No. HYE06-156-618A**



**E06-156**

DIM	MM	Inch
"A"	42.9	1 11/16
"B"	280	11
"C"	138	5 7/16
"D"		

**BOTTOM RAILS - INTERMEDIATE HYUNDAI**

**Part No. HY20034481**

Intermediate 117-20028 Right Hand Side. 77.5"

**Part No. HY20034482**

Intermediate 117-21018 Left Hand Side. 70.75"  
(Shown)



**Part No. HY20034489**

Intermediate 115-19021 Left Hand Side. 70.75"

**Part No. HY20034490**

Intermediate 115-19021 Right Hand Side. 70.75"  
(Shown)




**Part No. HY20032474**

Intermediate 117-20023. Left hand side. 77.5"

**Part No. HY20032475**

Intermediate 117-20023. Right hand side. 77.5"  
(Shown)



**Hyundai RUB Rail.**

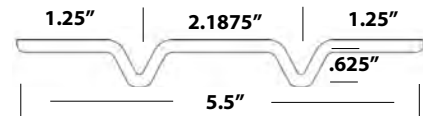
26'-3" (Van)

**Part No. HYE06-011-3146**

**Hyundai RUB Rail.**

51' 6-11/16" (Van)


**Part No. HYE06-011-618A**





**BOTTOM RAILS - TRAILMOBILE**

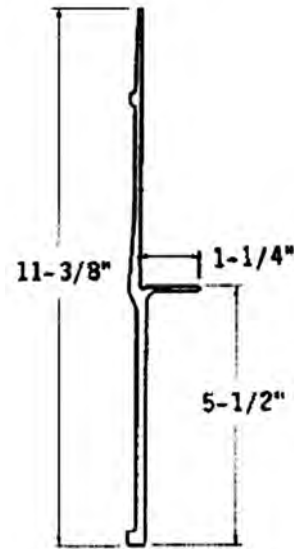
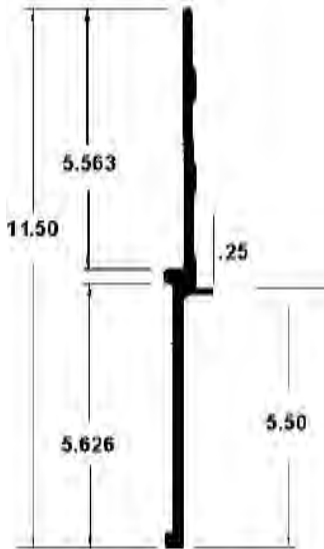
**Trailmobile Bottom Rail.**  
XD Ultra Plate. 52'  
**Part No. 6090-4-1059-625**



**Trailmobile Bottom Rail.**  
Front. 9-15/16" x 73"  
**Part No. 90-4-2313-0-73**

**Trailmobile Bottom Rail.**  
Available as 20' 52' and 8' pieces.  
**Part No. 90-4-2352-240**  
**Part No. 90-4-2352-625**  
**Part No. 90-4-2352-96**

**Trailmobile Bottom Rail.**  
Ultra Plate. 52'  
**Part No. 90-4-1037-625**



**Trailmobile Bottom Rail.**  
**FRONT. 8" x 88"**  
**Part No. 90-4-2352-0-88**

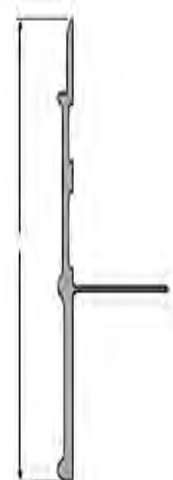


**BOTTOM RAILS - MORGAN BODY**

**Bolt Kit For ALL Bottom Rails**  
Contains (8) 3/8"-24 x 11/4"  
TORX® Drive Button Head  
Grade 8 Screws with  
Nylon Insert Lock Nuts  
**Part No. 1157013**



**Morgan Body Bottom Rail**  
GVFD / GVSD models. 25'  
**Part No. MP-000785**





**BOTTOM RAILS - STRICK**

**Strick Bottom Rails**

**Part No. SK01854**

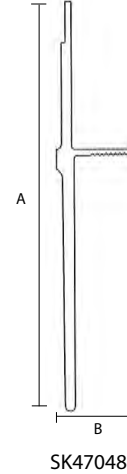
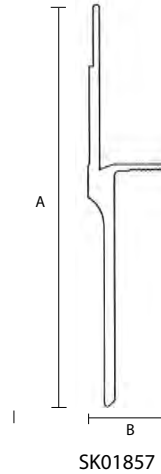
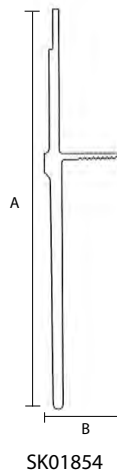
51'-10.625" length  
A: 8.75" B: 1.50"

**Part No. SK01857**

51'-10.81" length  
A: 8.75" B: 1.1875"

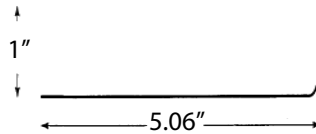
**Part No. SK47048**

27'-4.625" length  
A: 8.75" B: 1.1875"



**Part No. SK51322**

Bottom Rail Splice Angle  
102" Long-Steel-Punched  
for Bottem Rail numbers  
SK01854, SK01857



**Part No. SK46859**

Floor Cap Rail.  
Galvanized Steel. 23'9.88"

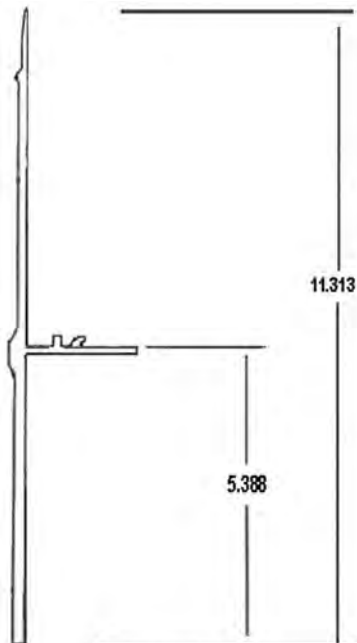


**BOTTOM RAILS - GREAT DANE STYLE / UTILITY STYLE**

**Great Dane Style Bottom Rail.**

2511068619 (626")

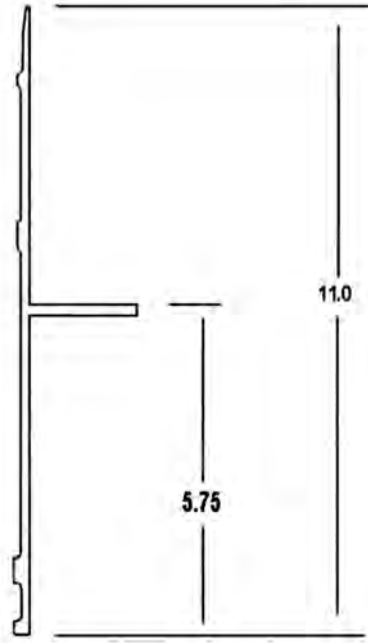
**Part No. GD-BR-03-626**



**Utility Style Bottom Rail.**

1-6650-149 (625")

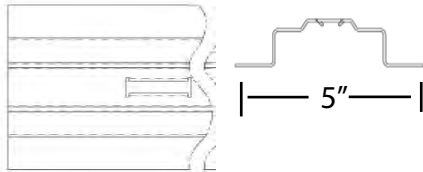
**Part No. UT-BR03-625**



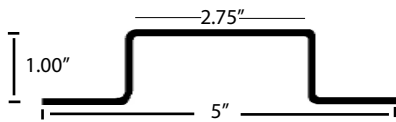


**SIDE POSTS - HYUNDAI**

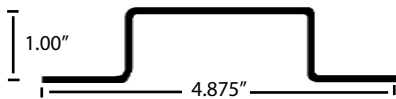
**Hyundai Side Post**  
Galvanized. 5", 'E-series', 107.5"  
**Part No. HY10002740**



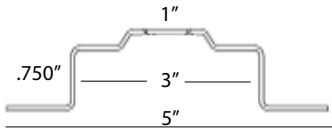
**Hyundai Side Post**  
Galvanized. 'A' track slots. 104.75"  
**Part No. HY10009128**



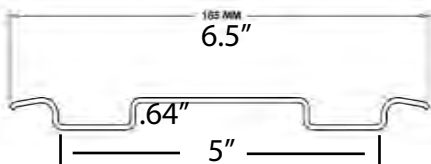
**Hyundai Side Post**  
Galvanized. 106.875" length.  
**Part No. HY10009246**



**Hyundai Side Post**  
Galvanized. 107" length.  
**Part No. HY10010554**



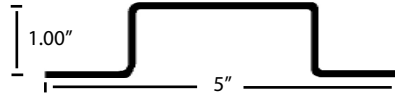
**Hyundai Side Post**  
Galvanized. 110", 'A' track slots.  
**Part No. HY10011202**



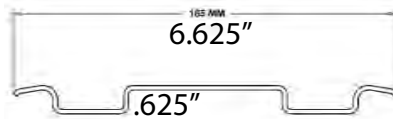
**Hyundai Side Post**  
Galvanized. Painted Orange.  
**Part No. HY10016553**



**Hyundai Side Post**  
Galvanized. Hat Style.  
**Part No. HY10019375**



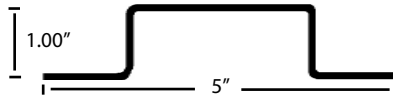
**Hyundai Side Post**  
Galvanized. 'A' track slots. 106.5"  
**Part No. HY10023498**



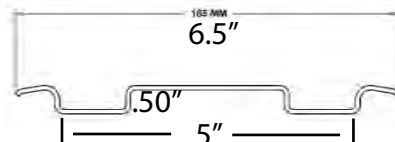
**Hyundai Side Post**  
Galvanized. Flat piece. A Slots.  
106.878" length. 4.56" wide.  
**Part No. HY10024627**



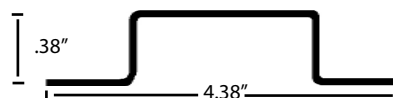
**Hyundai Side Post**  
Galvanized. Hat style  
**Part No. HY10026067**



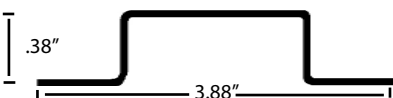
**Hyundai Side Post**  
Galvanized. 'A' track slots.  
**Part No. HY10030203**



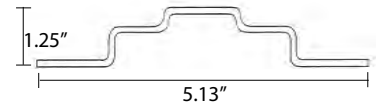
**Hyundai Side Post**  
Galvanized. Orange.  
**Part No. HY10033738**



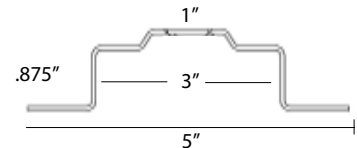
**Hyundai Outer Post**  
Galvanized. Closure Side. White.  
**Part No. HY10035778**



**Hyundai Side Post**  
Galvanized.  
**Part No. HY10036046**



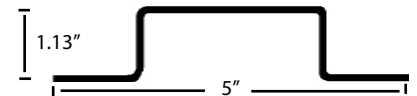
**Hyundai Side Post**  
Galvanized. 'A' track slots.  
122-5/8" length.  
**Part No. HY10036974**



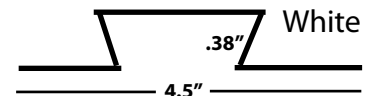
**Hyundai Side Post**  
Galvanized. A Track Slots.  
95.8" length. 4.5" wide.  
**Part No. HY10037479**



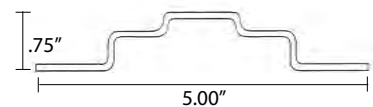
**Hyundai Side Post**  
Galvanized.  
**Part No. HY20025922**



**Hyundai Outer Post**  
Galvanized. Closure side.  
**Part No. HY20044260**



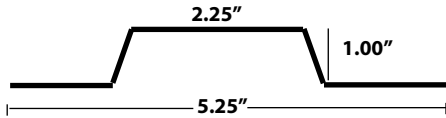
**Hyundai Side Post**  
'A' track slots. 122.625" length  
**Part No. HYE05-008-122A**



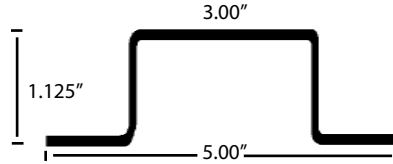


**INNER / SIDE / CAPPING POSTS - HYUNDAI**

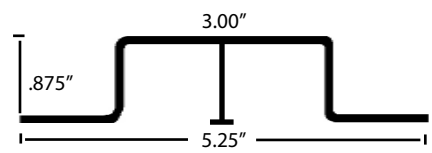
**Hyundai Capping Post**  
Beveled. Aluminum. 106" length  
**Part No. 1016103**



**Hyundai Capping Post**  
Square. Aluminum. 110" length.  
**Part No. 1016106**



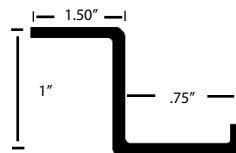
**Hyundai Side Post**  
Aluminum. Reinforced. 108."  
**Part No. 1016108**



**Hyundai Inner Post**  
107.5" length.  
A style track. Flat.  
Holes on 4" centers.  
**Part No.**  
**HY10022262**



**Hyundai 'Z' Post**  
151.38" length  
**Part No. HYE05-266-1513**



**Hyundai Front Corner Post**  
104.50" overall.  
Holes on 2" centers  
**Part No. HY20034473 (LH)**  
**Part No. HY20034474 (RH)**




**FRONT CORNER POSTS - HYUNDAI**


**Hyundai Front Corner Post**  
5" x 11.75" 106.75 overall  
**Part No. HYE05-023-1068**



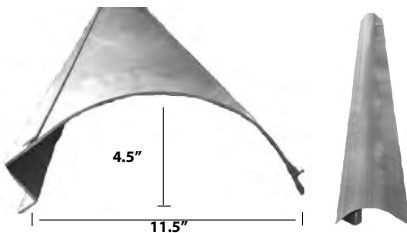
**Hyundai Front Corner Post**  
4" x 10.5" 110.00" overall  
**Part No. HYE05-031-1100**



**Hyundai Front Corner Post**  
5" x 12" 103.25" overall  
**Part No. HYE05-035-1030**




**Hyundai Front Corner Post**  
4.5" x 11.50" 109.25" overall  
**Part No. HYE05-036-1098**



**Hyundai Front Corner Post**  
3.625" x 12.50" 103.75" overall  
**Part No. HYE05-041-103B**



**Hyundai Front Corner Post**  
5.125" x 11", 117.125" overall  
**Part No. HYE05-180-1172**



**REAR CORNER POSTS - HYUNDAI**

**Part No. HY20017502G (RH)**  
**Part No. HY20017503G (LH)**  
117.38" length. 8.5" wide.  
12" center to center on 'A' slots.



**Part No. HY20029930 (RH)**  
**Part No. HY20029931 (LH)**  
113.875" length. Holes at 2" centers. Overall width 9.875".



**Part No. HY20030498 (RH)**  
**Part No. HY20030499 (LH)**  
138" length.





**SIDE POSTS - TRAILMOBILE**

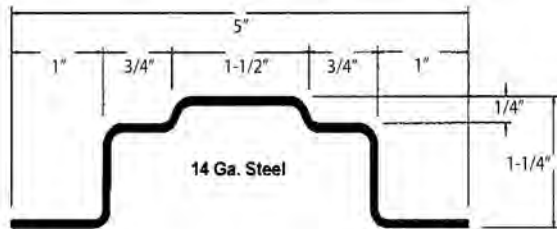
**Trailmobile Side Post**

Steel. 5" Hat Style. 'A' track slots. 106.87"

**Part No. 513-5-600-1166A12**

Steel. 5" Hat Style. 'E' track slots, 106.87"

**Part No. 513-5-600-1166E12**

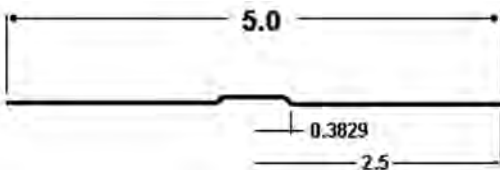


**Trailmobile Outer Post**

Ultra Plate Outer Post.

112.48" .050 aluminum white.

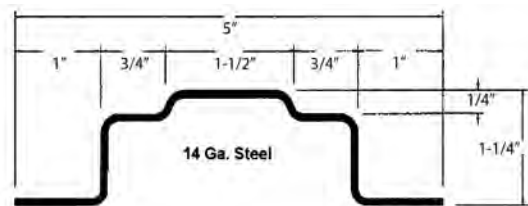
**Part No. 6513-5-151-1216**



**Trailmobile Side Post**

Steel. 5" Hat Style. 'A' track slots, 120"

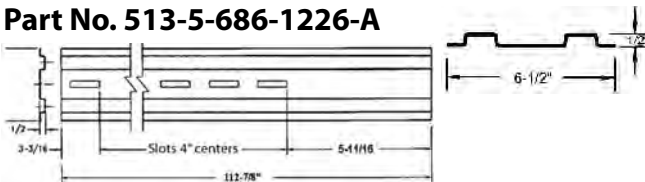
**Part No. 513-5-600-1250A12**



**Trailmobile Side Post**

Steel. 5" Hat Style. 'A' track slots, 115.25"

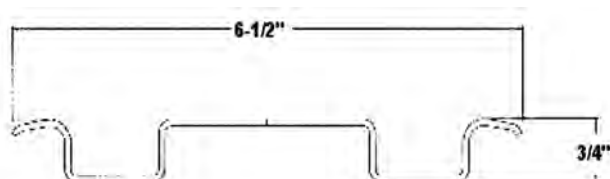
**Part No. 513-5-686-1226-A**



**Trailmobile Side Post**

Steel. 6.5" Hat Style. 'A' track slots, 107.62"

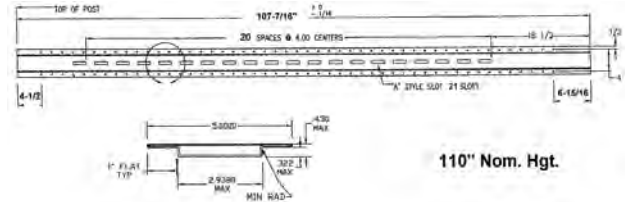
**Part No. 6513-5-130-12**



**Trailmobile Side Post**

Steel wrap Ultra Plate. 'A' track slot. 110"

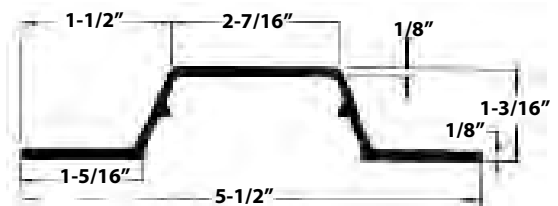
**Part No. 7513-5-044-1166**



**Trailmobile Side Post**

Aluminum. O Model. 115"

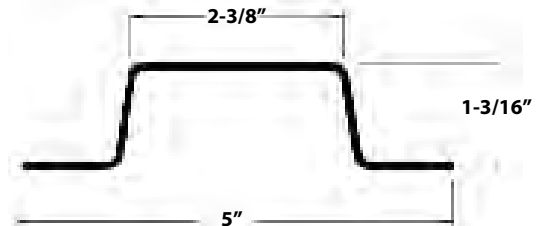
**Part No. 90-4-1082-0-115**



**Trailmobile Side Post**

16 gauge Galv steel. Punched Holes. 112"

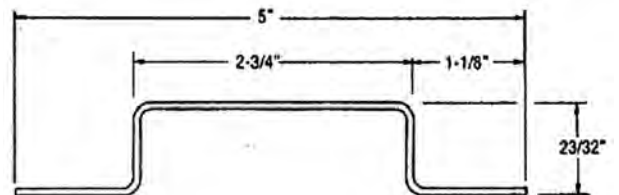
**Part No. 90-4-1988P-0-112**



**Trailmobile Side Post**

Galv Steel. Punched Holes, 112."

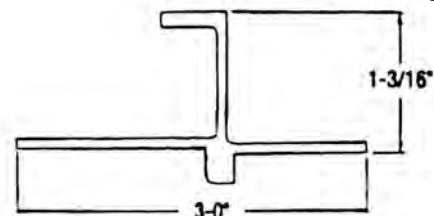
**Part No. 90-4-2033P-0-112**



**Trailmobile Side Post**

Side attachment, van trailer.

**Part No. 90-4-2349-0-121**





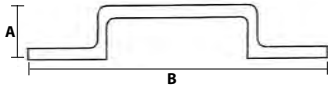
**SIDE POSTS - STRICK**

**Strick Side Post**

Aluminum - 116.19"

A: .91" B: 5.25"

**Part No. SK27555**

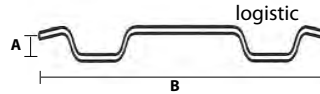


**Strick Side Post**

Steel, logistic A slots - 107.25"

A: .75" B: 6.75"

**Part No. SK57236**

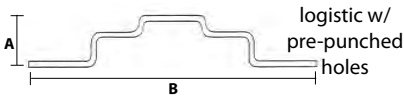


**Strick Side Post**

Steel, logistic E slots - 104.38"

A: 1.26" B: 5"

**Part No. SK45596**




**Strick Side Post**

Steel, logistic A slots - 107.25"

A: .75" B: 7"

**Part No. SK59025**

logistic w/  
pre-punched  
holes

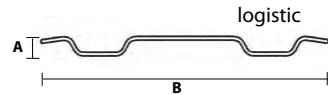


**Strick Side Post**

Aluminum, logistic A slots - 104.25"

A: .94" B: 6.88"

**Part No. SK53513**

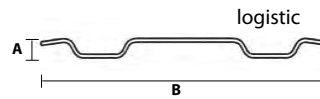


**Strick Side Post**

Steel, logistic A slots - 108.88"

A: .45" B: 6.75"

**Part No. SK59329**

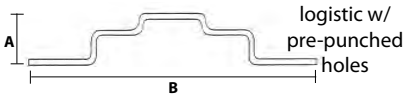


**Strick Side Post**

Steel, logistic A slots - 107.38"

A: .75" B: 5"

**Part No. SK54120**

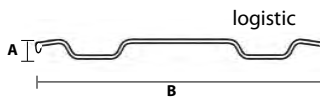


**Strick Side Post**

Steel, logistic A slots - 107.25"

A: .625" B: 6.75"

**Part No. SK62014**

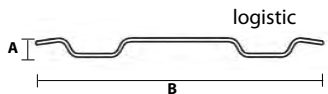


**Strick Side Post**

Aluminum, logistic A slots - 105.88"

A: 1" B: 7"

**Part No. SK54244**

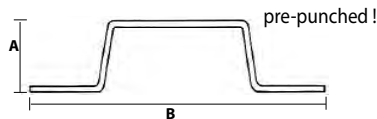


**Strick Side Post**

Steel, logistic A slots - 107.25"

A: 1.312" B: 5.25"

**Part No. SK63580**



**Strick Starter Post - 'Z'**  
14 gauge galvanized, 101"  
Round holes on 2" centers  
**Part No. SK58998**



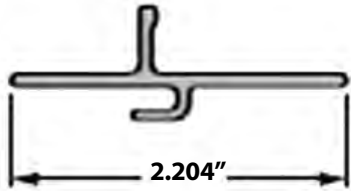




**SIDE POSTS - MORGAN BODY & SUPREME**

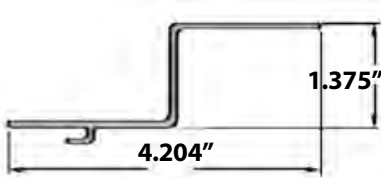
**Morgan Side Post**

Side connector post.  
112.31", GVFD Model  
Part No. **MP-001481**



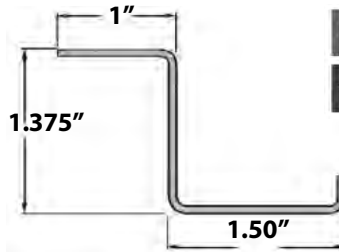
**Morgan Side Post**

Side connector post.  
112.31", GVFD Model  
Part No. **MP-00165**



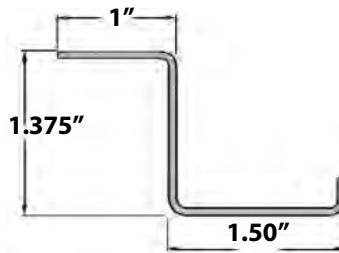
**Morgan Side Post**

Aluminum. Z Post. 109"  
Part No. **MP-14211**



**Morgan Side Post**

Steel. Z Post. 107"  
Part No. **MP-A0000119**



**SIDE POST - STOUGHTON STYLE / FRUEHAUF STYLE / GREAT DANE STYLE**

**Stoughton Style Side Post**


Aluminum. 5" x 110". Container.  
Part No. **1016102**

Bevel Capping Post  
Part No. **1016103**

Aluminum. 6" x 110". Container.  
Part No. **1016104**

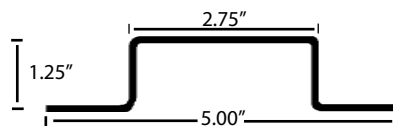
Square Capping post  
Part No. **1016106**

Aluminum. 6.75" x 107.5". Container.  
Part No. **1016125**



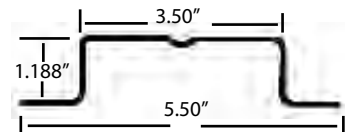
**Various applications - Side Post**

Galvanized Steel. Hat style. 120"  
Holes punched at 2" centers.  
Part No. **1011037**



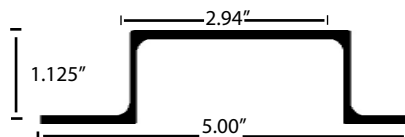
**Fruehauf Style Side Post**

Steel. 107.5"  
Part No. **FR-SP03**



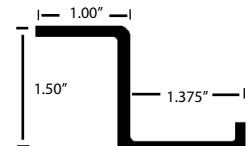
**Great Dane Style Side Post**

Aluminum. 1.125" x 110"  
Part No. **X6120X110**



**Great Dane Style Side Post**

Aluminum. 1.50" x 110"  
Part No. **X6136X110**



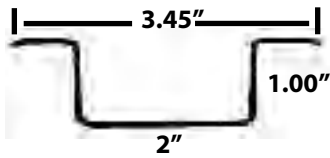


**ROOF BOWS - HYUNDAI**

**Hyundai Roof Bow**

Hat Style - 99"

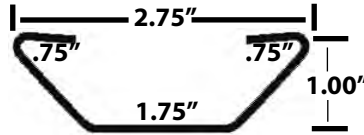

**Part No. HY10002725**



**Hyundai Roof Bow**

99" with notch.

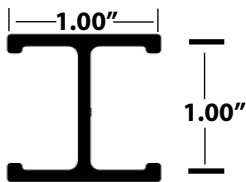
**Part No. HY10035596**



**Hyundai Roof Bow**

I-Beam 93.25". Aluminum.

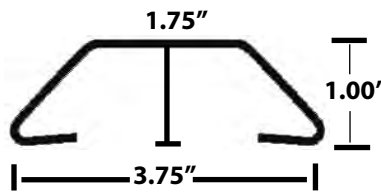
**Part No. HY10002975**



**Hyundai Roof Bow**

Aluminum notch. 99.25"

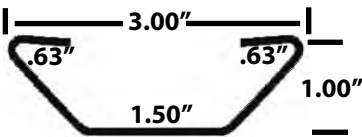
**Part No. HY20046915**



**Hyundai Roof Bow**

99" with notch.

**Part No. HY10020735**



**ROOF BOW TAPE(S)!**

**Part No. 1059065** 1/8" x 5/8" Poly-Sul Grip. 65' roll.

**Part No. 1059610** 1/16" x 3/4" 2 Sided: Butyl x Poly-Sul. 100'



**ROOF BOWS - STRICK**

**Strick Roof Bow**

98.78" High Arch

**Part No. SK01510**



**Strick Roof Bow**

100.38" High Arch

**Part No. SK01512**



**Strick Roof Bow**

99.44" High Arch

**Part No. SK01513**



**Strick Roof Bow**

98.78" Standard Arch

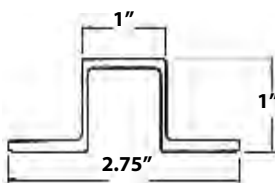
**Part No. SK27820**

**ROOF BOWS - TRAILMOBILE**

**Trailmobile Roof Bow**

98.75" Arched, Alum.

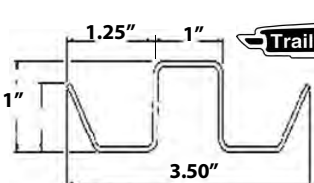
**Part No. 514-3-145A-2**



**Trailmobile Roof Bow**

99.13" Anti-Snag, Steel.

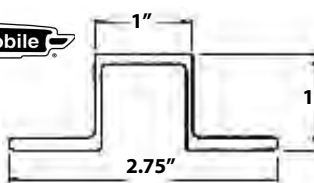
**Part No. 514-3-152B**



**Trailmobile Roof Bow**

98.75" Straight. Aluminum

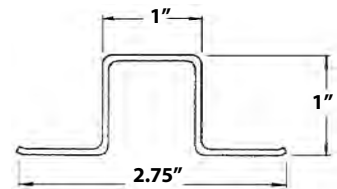
**Part No. 90-4-1801-0-100**



**Trailmobile Roof Bow**

99.13" Cambered. Steel.

**Part No. 9514-3-78B**



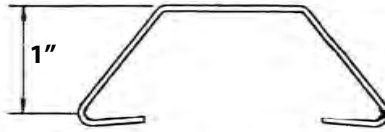


**ROOF BOWS - MORGAN BODY**

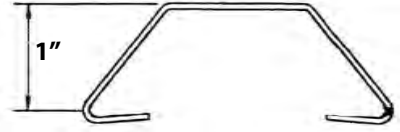
**Morgan Roof Bow**  
Steel - 1.38"x 98"  
Double hole at Ends.  
**Part No. MP-01902**



**Morgan Roof Bow**  
Steel - 1"x 92" Single Hole.  
**Part No. MP-019033**



**Morgan Roof Bow**  
Steel - 1"x 98" Single Hole.  
**Part No. MP-0190340**



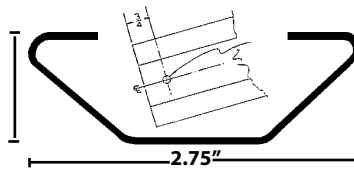
**Morgan Starter Bow**  
Steel - 1"x 92"  
**Part No. MP-019083**



**Morgan Starter Bow**  
Steel - 1"x 98"  
**Part No. MP-0192404**

**ROOF BOW - MANY APPLICATIONS**

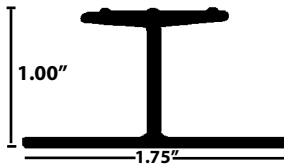
**The ULTIMATE Roof Bow**  
Many applications!  
Wabash Style, Hyundai Style,  
Dorsey Style, Monon Style.



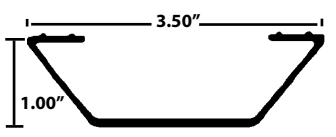
Steel. Anti-Snag.  
1"x 2.75". 99" length.  
**Part No. 1011039**

**ROOF BOWS - FRUEHAUF STYLE**

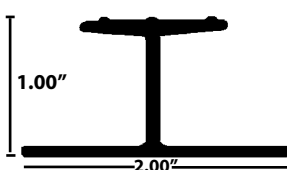
**Fruehauf Style Roof Bow**  
Aluminum I Beam. 100.25"  
Interchange No. RCC-8431-001  
**Part No. FR-RB01**



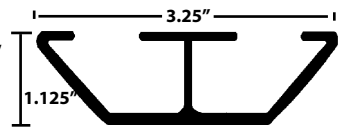
**Fruehauf Style Roof Bow**  
Aluminum Anti-Snag. 98.50"  
Interchange No. RCF-3718-001  
**Part No. FR-RB03**



**Fruehauf Style Roof Bow**  
Aluminum I Beam. 98.875"  
Interchange No. RCF-4048-001  
**Part No. FR-RB02**



**Fruehauf Style Roof Bow**  
Aluminum. Anti-Snag. 98.62"  
Interchange No. RCF-4335-4  
**Part No. FR-RB04**



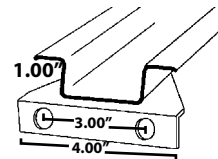
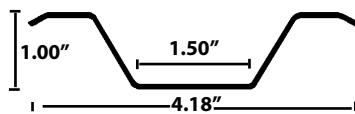
Reinforced Bow

**ROOF BOWS - GREAT DANE STYLE / LUFKIN STYLE / STOUGHTON STYLE / UTILITY STYLE**

**Great Dane Style Bow**  
Aluminum Hat. 92.25"  
Interchange No. 08581  
**Part No. GD-RB01**



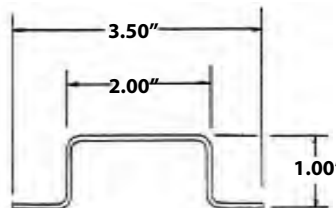
**Great Dane Style Roof Bow**  
Steel Hat Bow. 99.13"  
.28" hole punched in each end.  
Interchange No. RCB 2629  
**Part No. GD-RB03**



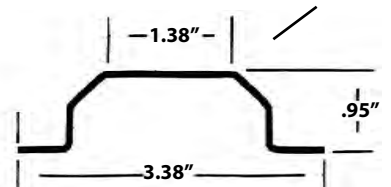
**Stoughton Style Bow**  
Steel Hat Bow. 98.75"  
Interchange No. 23-06636  
**Part No. SO-RB01**

**Great Dane Style Bow**  
Aluminum Hat. 98.61"  
Interchange No. 14113  
**Part No. GD-RB02**

**Lufkin Style Roof Bow**  
Steel Hat Bow. 99"  
Interchange No. 88424  
**Part No. LU-RB01**



**Utility Style Roof Bow**  
Steel Hat Bow. 99.48"  
Interchange No. 03-1600-053  
**Part No. UT-RB01**





## SIDE PANELS - HYUNDAI - COMPOSITE

### Hyundai Side Panel

Composite. (Orange) G-BOND®.  
55.37" x 107.25" No Ridges.

**Part No. HY10016426**

### Hyundai Side Panel

Composite. White both sides. G-BOND®.  
46.62" x 107.25" 2" ridge each end.

**Part No. HY10019499**

### Hyundai Side Panel

Composite. White both sides. G-BOND®.  
22.63" x 107.71" 2" ridge each end.

**Part No. HY10019603**

### Hyundai Side Panel

Composite. White both sides. G-BOND®.  
46.62" x 107.71" 2" ridge each side.

**Part No. HY10019837**

### Hyundai Side Panel

Composite. White both sides. G-BOND®.  
16.62" x 106.75" 2" ridge each side.

**Part No. HY10019838**

### Hyundai Side Panel

Composite. White one side. G-BOND®.  
46.62" x 107.70" 2" ridge each side.

**Part No. HY10022508**

### Hyundai STARTER Panel

Composite. G-BOND®. White both sides.  
46.31" x 107.75" 2" ridge ONE side.

**Part No. HY10025434**

### Hyundai Side Panel

Composite. G-BOND®.  
White Outside/Gray Inside.  
22.63" x 106.75" 2" ridge each end.

**Part No. HY10028774**

### Hyundai Side Panel

Composite. White both sides. G-BOND®.  
21.56" x 96" 2" ridge each end.

**Part No. HY10029763**

### Hyundai Side Panel

Composite. White both sides. G-BOND®.  
4" x 107"

**Part No. HY10029921**

### Hyundai Side Panel

Composite. G-BOND®.  
46.25" x 108" 2" ridge ONE side.

**Part No. HY10032632**

### Hyundai Side Panel

Composite. White both sides. G-BOND®.  
46.50" x 102" 2" ridge each side.

**Part No. HY10031379 (HY10034313)**

### Hyundai Side Panel

Composite. Orange. G-BOND®.  
46.62" x 96.878" 2" ridges each side.

**Part No. HY10042052**



## SIDE PANELS AND FRONT PANEL - HYUNDAI

### Hyundai Side Panel

Yellow. .050x29x107.68

**Part No. HY20016991**

### Hyundai Side Panel

Blue. .050x49x88.93

**Part No. HY20074507**

### Hyundai Side Panel

Orange .050x55.37x107.25

**Part No. HY10016426**



### Front Panel

**Part No. HY20058600**

Aluminum. Pre-painted White  
Size: .050x56x103

**SIDE PANELS - CORRUGATED****Hyundai Corrugated****Side Panels**

15 corrugations.

**Part No. HY10029366**

16 corrugations. 112-04364-1

**Part No. HY20070698****Great Dane Style 16 Corr Panel**

16 corrugations.

PVC Coated White Aluminum.

.040x49x110.5 with 16" space

from one end start and 3.5"

space from the other end.

Centers at 4" & 8". **Part No. GD-SS02****Trailmobile 16 Corrugated Side Panel**

16 corrugations. Aluminum.

PVC Coated White.

.050x49x110.5 with 15" space

from one end start and 4.5"

space from the other end.

Centers at 4" &amp; 8".

**Part No. 700-513-27-26****Utility Style 15 Corr Side Panel**

15 corrugations.


PVC Coated White Aluminum.

.040x49x106 with 14.5" space

from one end start and 7.5"

space from the other end.

Interchange No. 3-6001-183

**Part No. UT-SS03****SIDE PANELS - FLAT - UNIVERSAL****FLAT SIDE PANELS - .050" ALUMINUM, PREPAINTED - ABBREVIATIONS: PPW\*: Prepainted White****PART NUMBER****DESCRIPTION****COMMENTS****050X49X110WH**

49" X 110" PPW\* ONE SIDE, MILL FINISH OPPOSITE

PVC PROTECTIVE COATING

**050X49X110WHLP**

49" X 110" PPW\* ONE SIDE, MILL FINISH OPPOSITE

**LESS** PROTECTIVE COATING**050X49X120WH**

49" X 120" PPW\* OPPOSITE, MILL FINISH OPPOSITE

PVC PROTECTIVE COATING

**050X49X144WH**

49" X 144" PPW\* OPPOSITE, MILL FINISH OPPOSITE

PVC PROTECTIVE COATING

**COLORS OTHER THAN WHITE:****050X49X110BLK-PVC**

49" X 110" Black ONE SIDE, MILL FINISH OPPOSITE

PVC PROTECTIVE COATING

**050X49X110PCR3**

49" X 110" Red (Coke Red) ONE SIDE, MILL FINISH OPPOSITE

PVC PROTECTIVE COATING

**VANFASTIC - PATCHES for Van Trailers or Truck Bodies****Aluminum Repair Kit Self Adhesive Aluminum & Translucent Patches For Panel Repairs**

Can be impressed over rivets. Vanfastic will not add structural integrity; the repair is for cosmetic purposes only. Can be lightly sanded and painted to match any special finish. - SOLD EACH.

**Kit No. V1212G** - Sold Each, box contains ten 12" x 12" self adhesive grey aluminum sheets.

**Kit No. V1212N** - Sold Each, box contains ten 12" x 12" self adhesive bare aluminum sheets.

**Kit No. V1212W** - Sold Each, box contains ten 12" x 12" self adhesive white aluminum sheets.

**Kit No. V1224N** - Sold Each, box contains ten 12" x 24" self adhesive bare aluminum sheets.

**Kit No. V1224W** - Sold Each, box contains five 12" x 24" self adhesive white aluminum sheets.

**VANFASTIC - Translucent Patches For Roof Repairs.****Part No. VF1224T**

This is the ideal repair material; the repair can be made from the inside or outside. For large repairs it may be necessary to apply to both sides. (contains five 12" x 24" self adhesive translucent sheets.) Pack = 5. Sold Each.



**Just peel and apply over damaged area!**



**ALUMINUM RIVETS**

**Aluminum Rivet Alloy Identification Marks**

**Alloy 2117 I.D. Mark** Depressed dimple in top center of rivet head

**Alloy 1100F I.D. Mark** Raised figure "2" on bottom of shank

All rivets are chamfered.

**Standard  
Brazier Head  
Aluminum Rivets  
2 lb. Pack**



**Modified  
Brazier Head  
Aluminum Rivets  
2 lb. Pack**



**Standard  
Universal Head  
Aluminum Rivets  
2 lb. Pack**



**Approximate Pieces Per Pound  
Nominal Diameter**

Length	3/16"	1/4"
3/8	523	257
7/16	480	238
1/2	443	222
9/16	411	207
5/8	384	195
3/4	338	174

**Approximate Pieces Per Pound  
Nominal Diameter**

Length	3/16"	1/4"
3/8	649	369
7/16	584	331
1/2	531	300
9/16	485	274
5/8	448	253
3/4	387	218

**Approximate Pieces Per Pound  
Nominal Diameter**

Length	3/16"	1/4"
3/8	633	306
7/16	571	279
1/2	521	257
9/16	476	238
5/8	441	222
3/4	382	195

**•3/16" Diameter-  
~2117T4 Hard Alloy~**

Length	Part No.
3/8	1025900
7/16	1025902
1/2	1025904
9/16	1025906
5/8	1025907

**~1100F Soft Alloy~**

Length	Part No.
3/8	1025901
7/16	1025903
1/2	1025905
5/8	1025908

**•1/4" Diameter-  
~2117T4 Hard Alloy~**

Length	Part No.
3/8	1025909
1/2	1025910
5/8	1025912
3/4	1025914
7/8	1025915

**~1100F Soft Alloy~**

Length	Part No.
1/2	1025911
5/8	1025913

**•3/16" Diameter-  
~2117T4 Hard Alloy~**

Length	Part No.
3/8	1025921
7/16	1025922
1/2	1025923

**•1/4" Diameter-  
~2117T4 Hard Alloy~**

Length	Part No.
3/8	1025924
1/2	1025925
5/8	1025926
3/4	1025927

**•5/16" Diameter-  
~2117T4 Hard Alloy~**

Length	Part No.
1/2	1025947

**•1/4" Diameter-  
~2117T4 Hard Alloy~**

Length	Part No.
1/2	1025919
5/8	1025920

**•3/8" Diameter-  
~2117T4 Hard Alloy~**

Length	Part No.
3/4	1025938

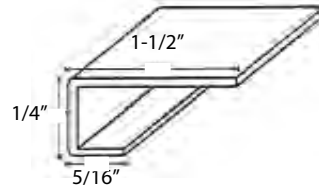




## MISC. BODY PARTS - STRICK

### Part No. SK01695

Crossmember steel assembly, 4" x 101<sup>3</sup>/<sub>8</sub>" primed black with **welded** clips; 3.2# per foot, 80,000 lb. square inch min. yield.



### Part No. SK01803

"J" moulding, 1.50" X 12"  
Inner Dimension: .377  
Outer Dimension: .281

### Part No. SK01796

Aluminum T clip, not punched



### Part No. SK52920

Roadside Door Hook

### Part No. SK52921

Curbside Door Hook

### Part No. SK47234 -

Slider Rail Repair Plate



### Part No. SK03690

roadside L/G gusset



### Part No. SK03691

curbside L/G gusset



### Part No. SK47405


Receptacle Box top

### Part No. SK47424

Receptacle Box Bottom

### Part No. SK45048

Overhead door track protector, 10' long.



### Part No. SK01135

Light bracket, curbside

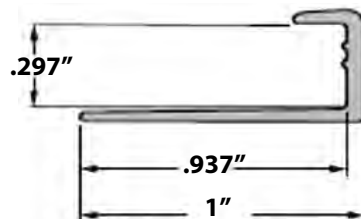
### Part No. SK01136

Light bracket, roadside

## MISC BODY PARTS - MORGAN J MOLDING

### Part No. MP-003951

J molding, aluminum, 96".



## FRP PANELS

### FRP Panels

3/4" Wood Core  
7/8" Total Thickness  
48" Wide, 120" Long  
**Part No. 7/8X48X120**

### Trailmobile FRP Panel

3/4" core FRP. White.  
89.125" x 108".

**Part No. 700-513-29**

### FRP Nut & Bolt

**Part No. 1010360**

Camtainer Nut  
5/16-18 Torx T55 Bit

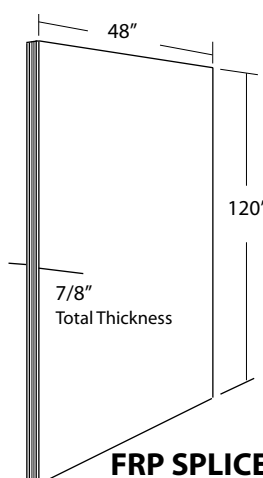
**Part No. 1010361**

Camtainer Bolt  
5/16-18X1 White  
Encapsulated Head.

### QUICK PATCH FRP REPAIR

**Part No. QP300-QT (Quart)**

- Easy to use.
- One step repair for scrapes and gouges.
- Can be sanded and/or painted.
- Repairs surface damage to reefer liners to maintain sanitary standards.
- Bonds and seals plugs for major repair to FRP trailer sidewalls.

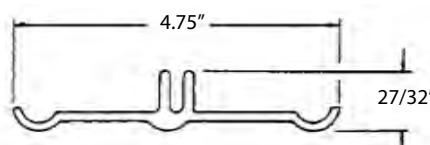


### FRP SPLICE

Aluminum, Vertical, 112" long  
**Part No. X6316X112**



**Part A and Part B, mix equal. Includes gloves, scraper, and mix-stick.**

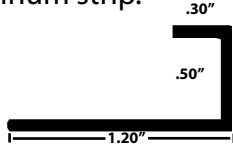


**KEY POLYMER**  
CORPORATION

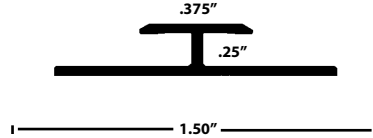


**TRAILER BODY PARTS - MISC.**

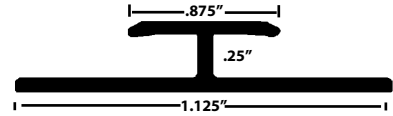
Part No. **X6138X120 (120")**  
Nose Rail Reinforcement.  
Aluminum strip.



Part No. **X6148X120 (120")**  
J Molding. Aluminum strip.



Part No. **X6152X108 (108")**  
**Plywood Divider**, aluminum



**Divider Strip (8')**  
Part No. **X213X96**  
(90-4-1666-0-112)




Part No. **90-4-996-626**  
Aluminum Scuff.  
12' strip.



Part No. **1164519 (700-514-31)**  
Roof Sheet reinforcement.  
50' roll. .040 aluminum, 1.62 width.



Part No. **98131**  
Single Wire Track.  
Plastic. 7/8" wide. 115" long.



**LIFT PADS - Galvanized**  
Part No. **LIFTPAD-120 (10')**  
Part No. **LIFTPAD-60 (5')**



**REEFER PARTS - HYUNDAI**

KAZOO - Drain Valve.  
Rubber. 2" x 5".  
Part No. **HY10009551**



Fitting Strain Relief.  
Part No. **HY10015353**



Drain Pipe. 2"  
01-008.  
Part No. **HY20013158**

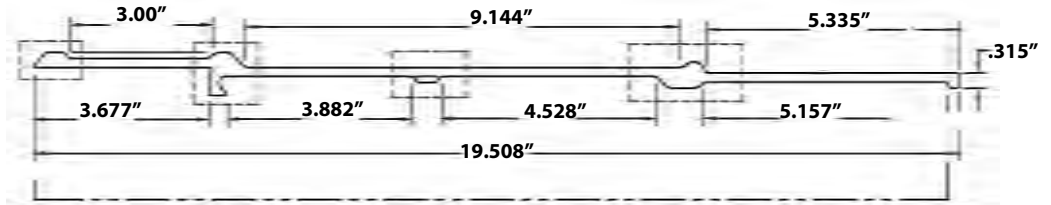




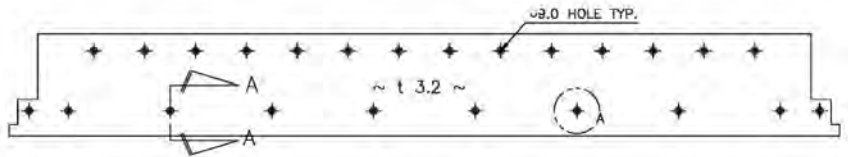


MISC BODY PARTS - HYUNDAI

**Part No.**  
**HYE11-026-6260**  
Scuff Plate Extension.  
Aluminum.



**Part No. HY20024888**  
Threshold Plate.  
Diamond. 12" x 1/8"



**Part No. HY20057787**  
Threshold Plate.  
Diamond. 95-5/8" width.  
11-5/8" length. Holes on 7" centers.


**Part No. HY20005166**  
Threshold Plate.  
Diamond. 82.38" width.  
2" length. Holes on 4" centers.



**Part No. HY20069281**  
GUARD STEP - with tread holes.  
210-01044. Hot Dipped Gavlanized.  
95" length. 4 sides.  
With slip steps each end.  
Reflective tape area indented.



**Hyundai Top Front Panel**  
101.50" **Part No. HY20034476**






**K-BRACE ASSEMBLIES**

**Hyundai K Brace Assembly**

**Part No. HY20014085**


Hot Dipped Galvanized. 206-06001



**Hyundai K Brace Assembly**

**Part No. HY20017107**

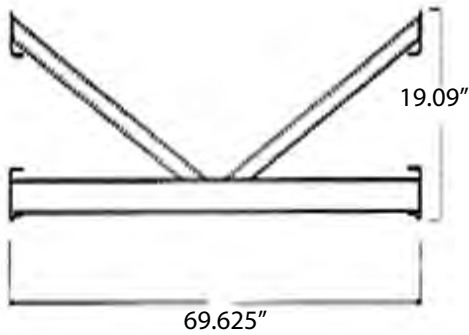
Primed. 206-06001



**K-Brace For 102" Trailer**

**Part No. 4-A8-9-1**

Trailmobile



**K-Brace For 96" Trailer**

**Part No. 4-A8-9**

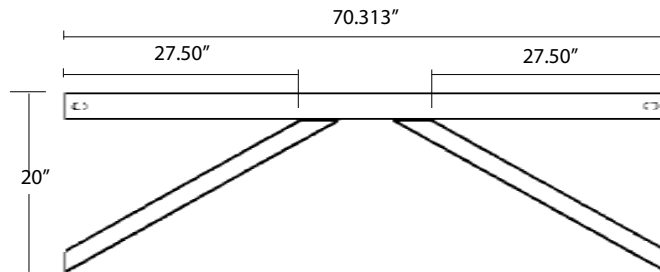
Trailmobile - 96" also available.



**Univeral K-Brace For 102" Trailer**

**Part No. 1190660**

Wabash Style. Primed Black. With Holes.



**ICC BUMPERS - HYUNDAI****Hyundai ICC Bumper Assembly**

3-10013. Bolt on top, rest is welded.

**Part No. HY20005893****Hyundai ICC Bumper Assembly**3-10010. Hot Dipped Galvanized (HDG)  
Bolt on top, rest is welded.**Part No. HY20010255****Hyundai ICC Bumper Assembly**3-10039. Hot Dipped Galvanized (HDG)  
Bolt on top, rest is welded.**Part No. HY20013907****Hyundai ICC Bumper Assembly**3-10044. Bolt on top, rest is welded.  
Slip stop on ends.**Part No. HY20017394****Hyundai ICC Bumper Assembly**3-10044. Hot Dipped Galvanized (HDG)  
Bolt on top, rest is welded.

Slip stop on ends.

**Part No. HY20017394G1****Hyundai ICC Bumper Assembly**

3-10052. Bolt on top, rest is welded.

**Part No. HY20018658****Hyundai ICC Bumper Assembly**3-10060. Bolt on top, bolt on brackets,  
rest is welded.**Part No. HY20023032**



## ICC BUMPERS - HYUNDAI

### Hyundai ICC BOLSTER

CFB-701-01. Front.

**Part No. HY20026082**



### Hyundai ICC BOLSTER

CRB-709. Rear.

**Part No. HY20026083**



### Hyundai ICC Bumper Assembly

3-10072. Bolt on top, rest is welded.

Slip step knobs on ends.

**Part No. HY20027830**



### Hyundai ICC Bumper Assembly

3-10075. (HDG)Hot Dipped Galvanized.

Bolt on top, rest is welded.

Slip stop on one end.

**Part No. HY20032226**



### Hyundai ICC Bumper Assembly

3-10060. BOLT ON. Slip stop both ends.

(HDG)Hot Dipped Galvanized

**Part No. HY20033435**



### Hyundai ICC Bumper Assembly

3-10081 ALL ITEMS BOLT ON.

(HDG)Hot Dipped Galvanized

**Part No. HY20035327**



### Hyundai ICC Bumper Assembly

CIBJB-700. Bolt on top, rest is welded.

Slip step knobs on ends.


**Part No. HY20040788**





## ICC BUMPERS - HYUNDAI

**Hyundai ICC Bumper Assembly**  
CIB-508. Welded at top of upright.  
Bolt on to bumper at bracket and  
upright. Bolt on Top.  
**Part No. HY20044010**



**Hyundai ICC Bumper Assembly**  
CIB-501. Intermodal application.  
Bolt on top, rest is welded.  
**Part No. HY20045724**



**Hyundai ICC Bumper Assembly**  
3-10044. Bolt on top, rest is welded.  
**Part No. HY20047682**




**Hyundai ICC Bumper Assembly**  
3-10106. Bolted where noted.  
Rest is welded. Bolt on Top.  
**Part No. HY20052063**



**Hyundai ICC Bumper Assembly**  
3-10096. Bolt on top, rest is welded.  
**Part No. HY20054516**



**Hyundai ICC Bumper Assembly**  
CIB-515. Bolted where noted.  
Rest is welded. Bolt on Top.  
**Part No. HY20058457**





## ICC BUMPERS - HYUNDAI

### Hyundai ICC Bumper Assembly

3-10146. Welded. Bolt on Top.

**Part No. HY20069053**



### Hyundai ICC Bumper Assembly

Hot Dipped Galvanized (HDG)

Slip stops on each end.

Welded. Bolt on Top.

**Part No. HYVT4400GXX02901**



### Hyundai ICC Bumper Assembly

Bolt on top, rest is welded.

**Part No. HYVT4400GXX11102**



### Hyundai ICC Bumper Assembly

Hot Dipped Galvanized (HDG)

Bolted where noted.

Rest is welded. Bolt on Top

**Part No. HYVT4400NXX04201**



### Hyundai ICC Bumper Assembly

Galvanized.

Welded. Bolt on Top.

Slip stop on both ends.

**Part No. HYVT4400TXX12001**



### Hyundai ICC Bumper Assembly

Hot Dipped Galvanized (HDG)

Bolted where noted.

Rest is welded. Bolt on Top.

Slip stop on end.

**Part No. HYVT4400TXX17701**





**ICC BUMPERS - TRAILMOBILE**

**Trailmobile ICC Bumper Guard**  
Galvanized. 102.38" With Tape.  
For 3" crossmember. Uprights 15.5"  
**Part No. 9011-0-553B-16G35**



**Trailmobile ICC Bumper Guard**  
Galvanized. 102.38" With Tape.  
For 4" crossmember. 15.5" uprights  
**Part No. 9011-0-553B-16G45**



**Trailmobile ICC Bumper Guard**  
Primed. 102.38" With Tape.  
For 3" crossmember. 15.5" uprights.  
**Part No. 9011-0-553B-16H35**



**Trailmobile ICC Bumper Guard**  
Primed. 102.38" With Tape.  
For 4" crossmember. 15.5" uprights  
**Part No. 9011-0-553B-16H45**



**Trailmobile ICC Bumper Guard**  
Galvanized. 102.38" With Tape.  
For 4" crossmember. 17.5" uprights  
**Part No. 9011-0-553B-18G45**



**ICC BUMPER ASSEMBLY - STRICK (Assemblies Only)**

**Strick ICC Bumpers are Special Order.**  
**A form needs to be filled out to ensure**  
**proper O.E. fit and function.**



**STRICK Trailer  
ICC Bumper Order Form**

• Dealer Name \_\_\_\_\_ Acct # \_\_\_\_\_ PO # \_\_\_\_\_  
Ship to \_\_\_\_\_ Contact \_\_\_\_\_

VIN # of unit Bumper to be installed \_\_\_\_\_  
Trailer owner/company \_\_\_\_\_ Location \_\_\_\_\_  
Trailer domiciled US or Canada (please circle one)

Ship direct (plus freight) \_\_\_ or NLDS shipment \_\_\_ (mark one)  
Part # \_\_\_\_\_ Price \_\_\_\_\_

Signature \_\_\_\_\_ Date \_\_\_\_\_





## ICC BUMPER ASSEMBLY - AFTERMARKET VERSION (D.O.T. APPROVED)

The **Uni-Guard bumper** is designed to mount easily to all semi-trailers with tandem slider rails. Once mounted, the UniGuard provides a solid adjustable rear guard that is within DOT compliance.

**Uni-Guard** is a "one size fits all" bumper. The bumper design allows for easy installation upon removal of the existing bumper. Few bolts to remove if the Uni-Guard bumper is damaged and needs to be replaced in the future!

### Boxed Kit - Uprights only

**Part No. TFT2000**

(Includes DOT sticker.)



**Part No. TFT2000**

### Upright Kit + Tube Bumper

Includes TFT2000 and TB-0273-07U8N001D

**Part No. TFT2000-KIT**



**Part No. TFT2000-KIT**



**Part No. TFT2000-KIT**  
"View from Front"



**Part No. TFT2000-KIT**  
"View from Rear"

**Part No. TFT2000-KIT**  
(Upright kit and Tube)

### TUBE BUMPER

Roll formed, 4", steel safety bumper tube for trailers. 94" long. Tube is constructed from 80,000 yield high strength steel. It has a full penetration weld for long life, and a 2" inset area that protects reflective tape that is applied. Also included is a safety grip surface that reduces the risk of slipping.

**Part No. TB-0273-07U8N001D**



**SAF Holland**  
ORIGINAL PARTS™

**IMPORTANT:** The HOLLAND Bumper Tube is sold to original equipment trailer manufacturers and to the trailer aftermarket for use as the horizontal structural member of a trailer's Rear Impact Guard. This Rear Impact Guard is required under federal law in both the U.S. and Canada. It is the responsibility of the installer of the HOLLAND Bumper Tube to insure that it and the complete Rear Impact Guard assembly is installed per the trailer manufacturer specifications and complies with any and all state/provincial and federal laws and regulations. In the U.S., Rear Impact Guards are regulated under Federal Motor Vehicle Safety Standards FMVSS 223/224 and Federal Motor Carrier Safety Regulation FMCSR 393.86. In Canada, they are regulated by Motor Vehicle Safety Act Standard 223.

**WARNING:** Failure to install new bumper tubes in accordance with applicable vehicle manufacturers' and government requirements could result in inadequate rear impact guard, which if not avoided, could result in death or serious injury.



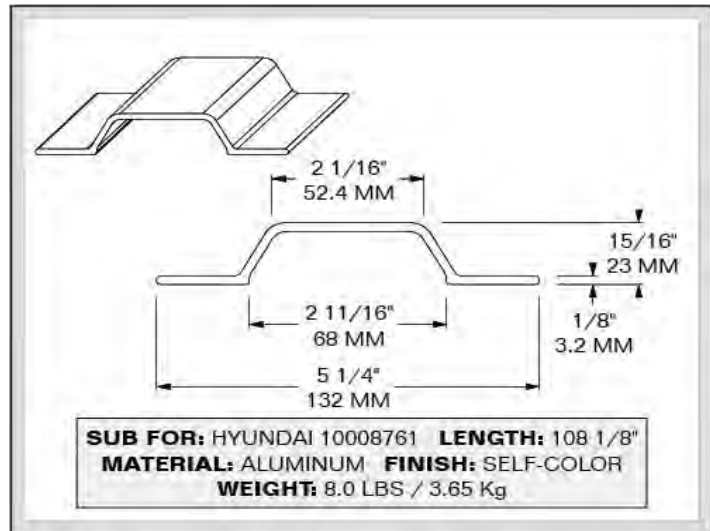


## INTERMODAL BODY PARTS - CONTAINER - POSTS

### Part Number 1016101


1314-2852

**Aluminum Side Post  
(Capping Post =  
Part No. 1016103)**



### Part Number 1016102

**Side post - aluminum 5" x 110".  
(Capping post = 1016110)**

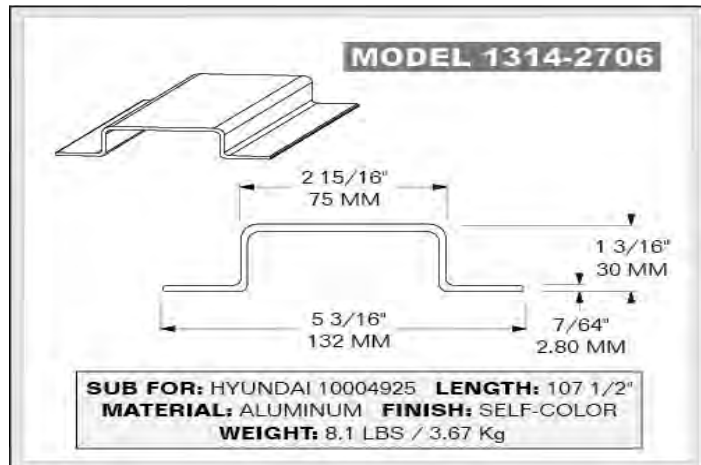


### Part Number 1016104

**Beveled Stoughton side post**

### Part Number 1016108

**Aluminum side post  
(Capping Post =  
Part No. 1016106)**



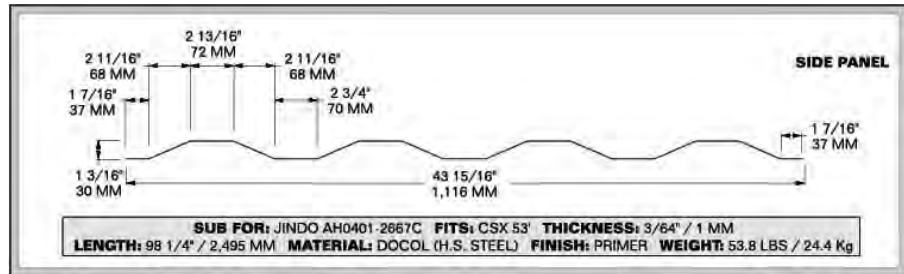


## INTERMODAL BODY PARTS - CONTAINER - SIDE PANELS

### Part Number 1016105

1201-6883

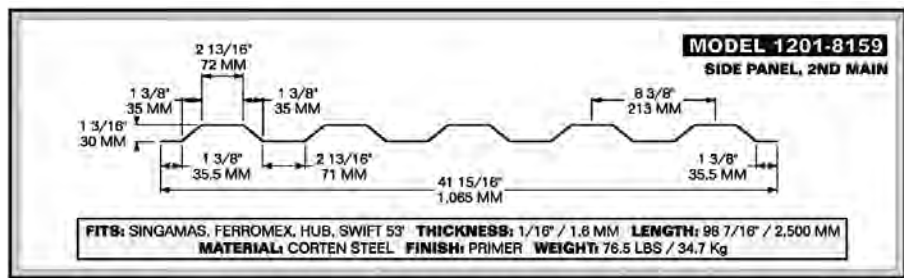
Side panel. Steel.



### Part Number 1016107

1201-8159


Side panel. Steel.



### Part Number 1016109

1201-6399

Side panel. Steel.



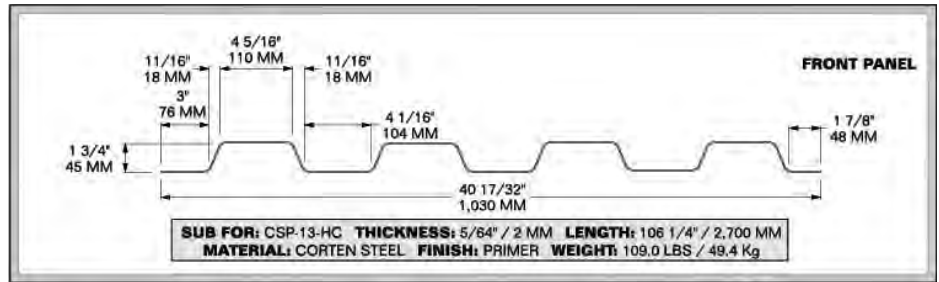


## INTERMODAL BODY PARTS - CONTAINER - NOSE PANELS - STARTER POST

### Part Number 1016124

1201-2230

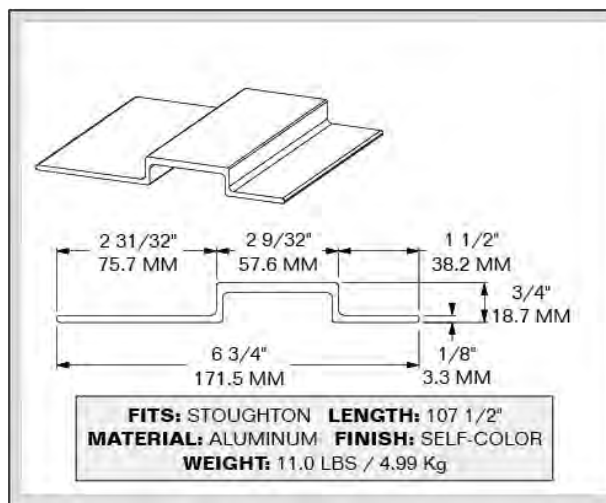
Nose Panel, Steel



### Part Number 1016125

1314-7474

Starter Post



Left Blank for future part number expansion. **NOTES:**

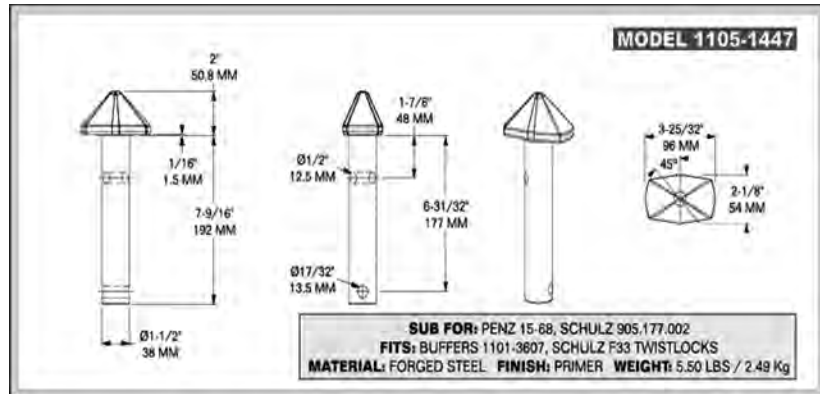


## INTERMODAL - CHASSIS - TWIST LOCK PINS

### Part Number 1310420

1105-1447

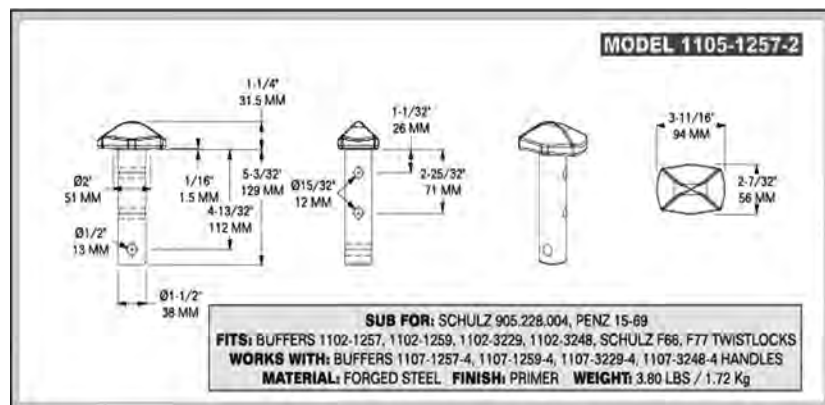
Twist Lock Pin



### Part Number 1310421

1105-1257-2

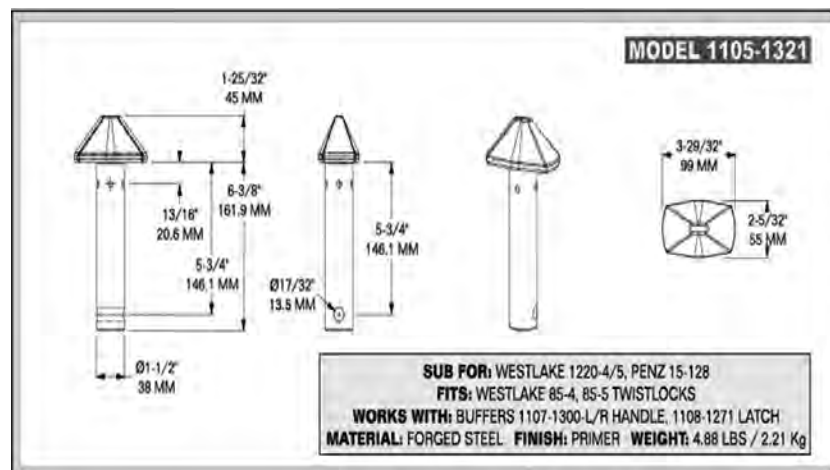
Twist Lock Pin



### Part Number 1310427

1105-1321

Twist Lock Pin

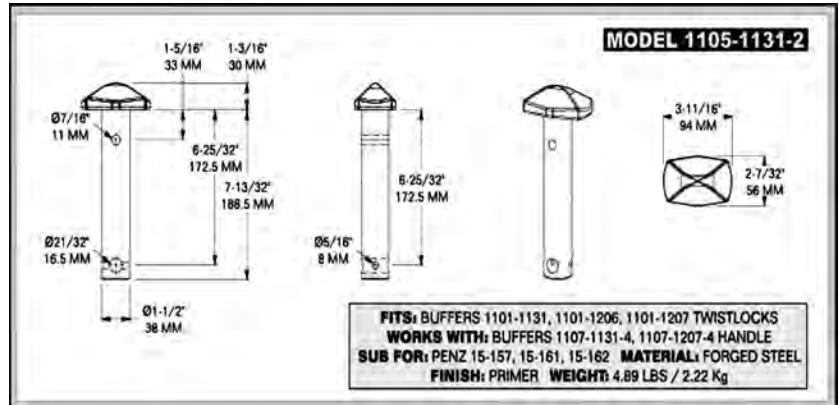




## INTERMODAL - CHASSIS - TWIST LOCK PINS

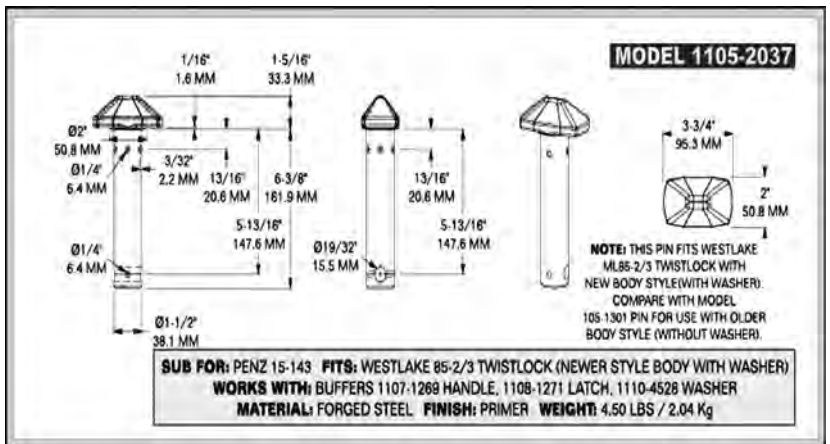
### Part Number 1310484

1105-1131-2  
Twist Lock Pin



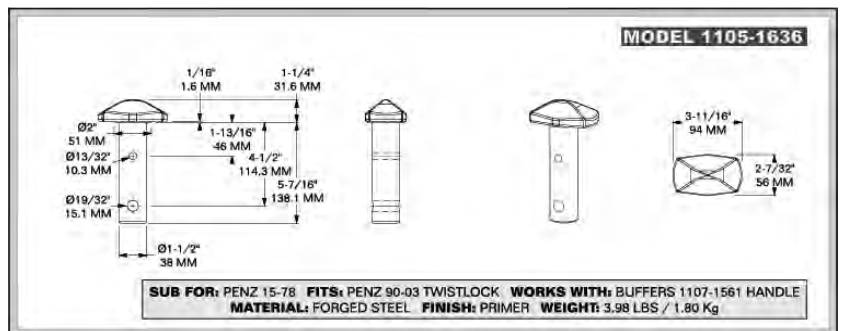
### Part Number 1310492

1105-2037  
Twist Lock Pin



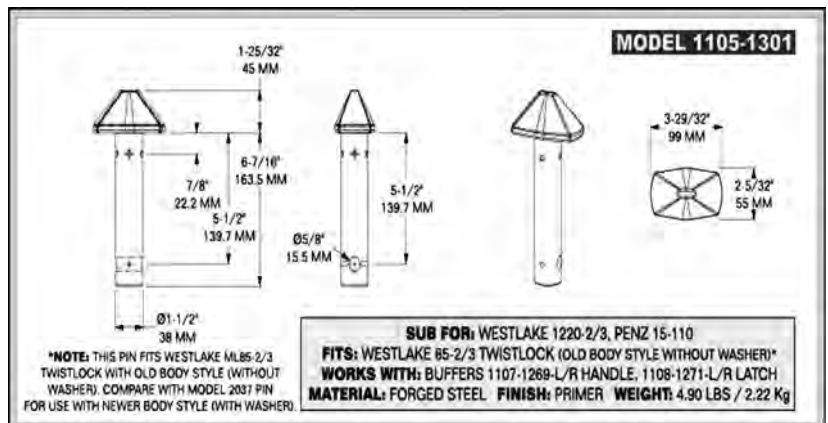
### Part Number 1310505

1105-1636  
Twist Lock Pin



### Part Number 1310506

1105-1301  
Twist Lock Pin

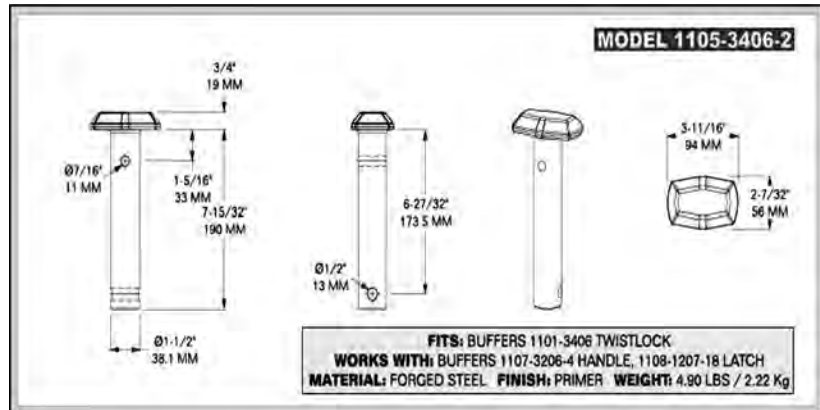




## INTERMODAL - CHASSIS - TWIST LOCK PINS

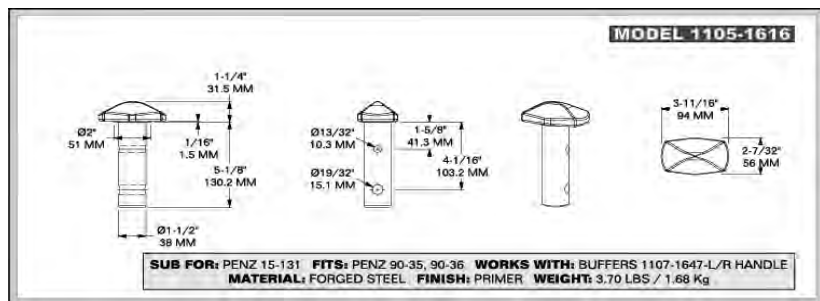
### Part Number 1310568

1105-3406-2  
Twist Lock Pin



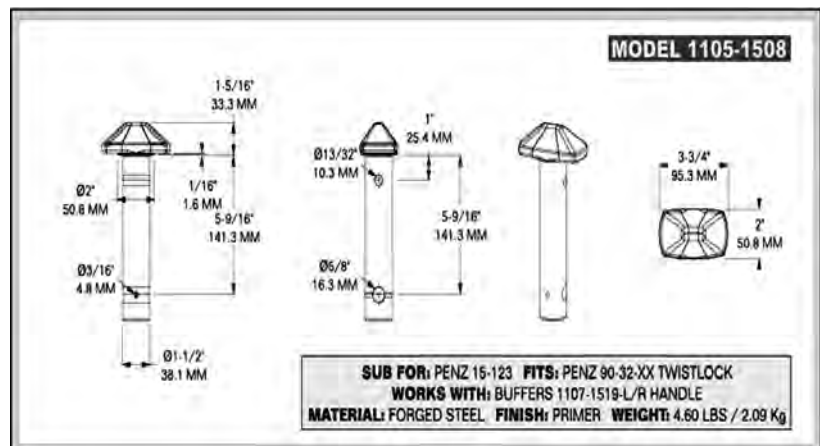
### Part Number 1310586

1105-1616  
Twist Lock Pin



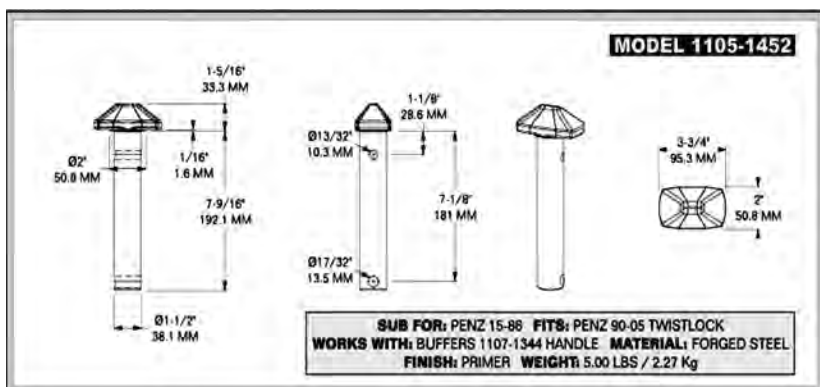
### Part Number 1310594

1105-1508  
Twist Lock Pin



### Part Number 1310595

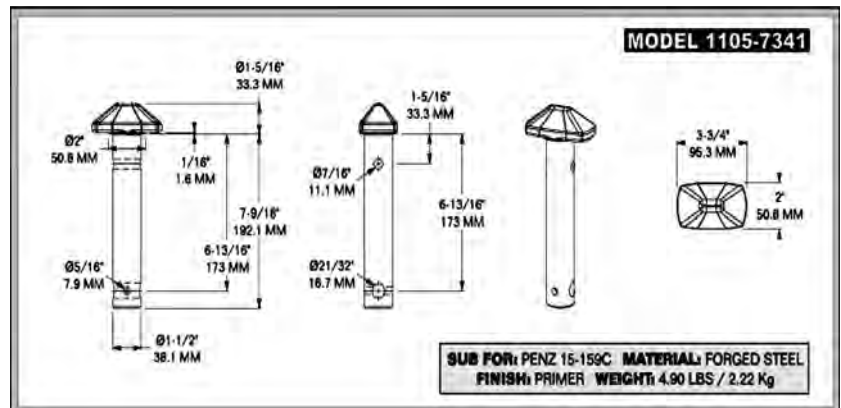
1105-1452  
Twist Lock Pin



**INTERMODAL - CHASSIS - TWIST LOCK PINS****Part Number 1310609**

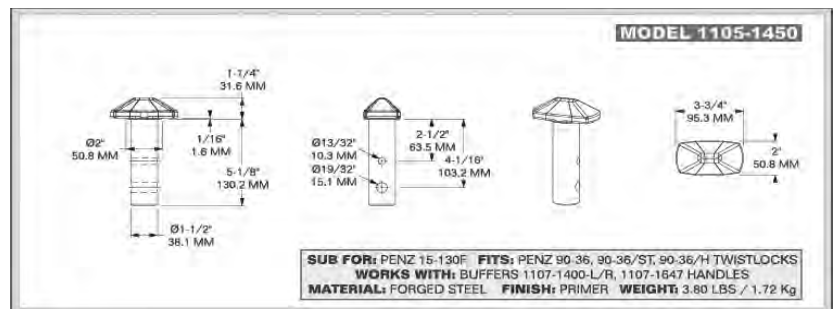
1105-7341

Twist Lock Pin

**Part Number 1310610**

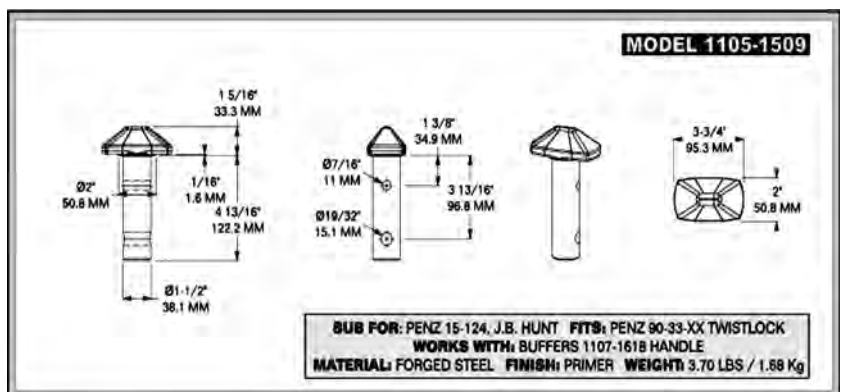
1105-1450

Twist Lock Pin

**Part Number 1310611**

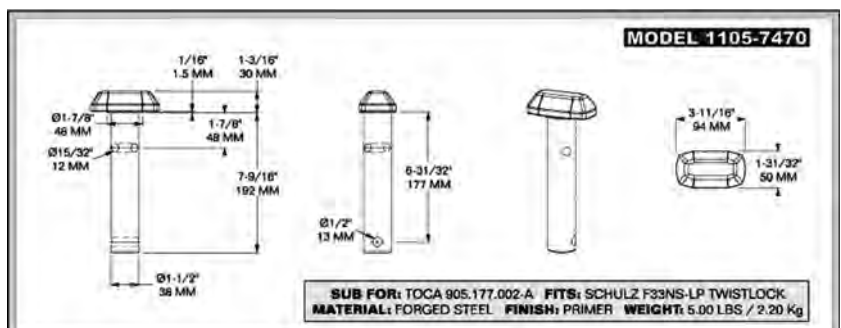
1105-1509

Twist Lock Pin

**Part Number 1310619**

1105-7470

Twist Lock Pin



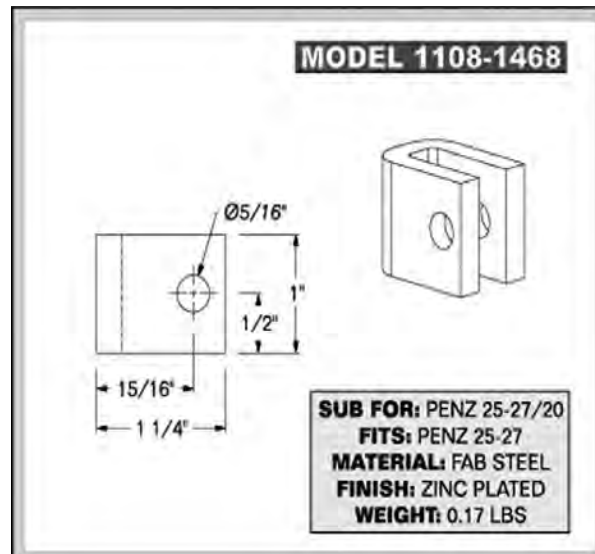


## INTERMODAL - CHASSIS - BRACKETS

### Part Number 1310550

1108-1468

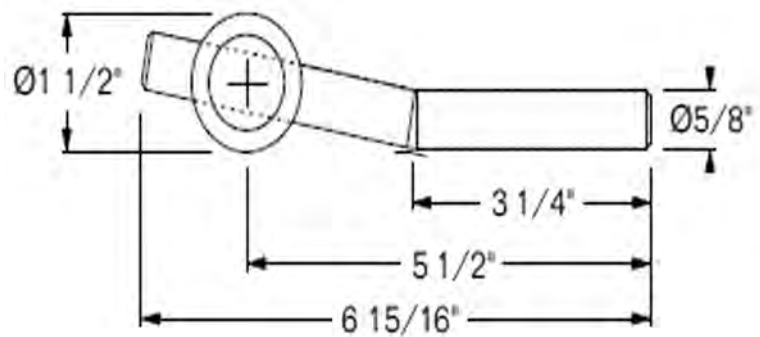
Twist Lock Handle Keeper Bracket



### Part Number 1310581

1110-1417-1-A

Twist Lock Handle Keeper Bracket



**Left Blank for future part number expansion. NOTES:**



**INTERMODAL - CHASSIS - TWIST LOCK HANDLES****Part Number 1310425**

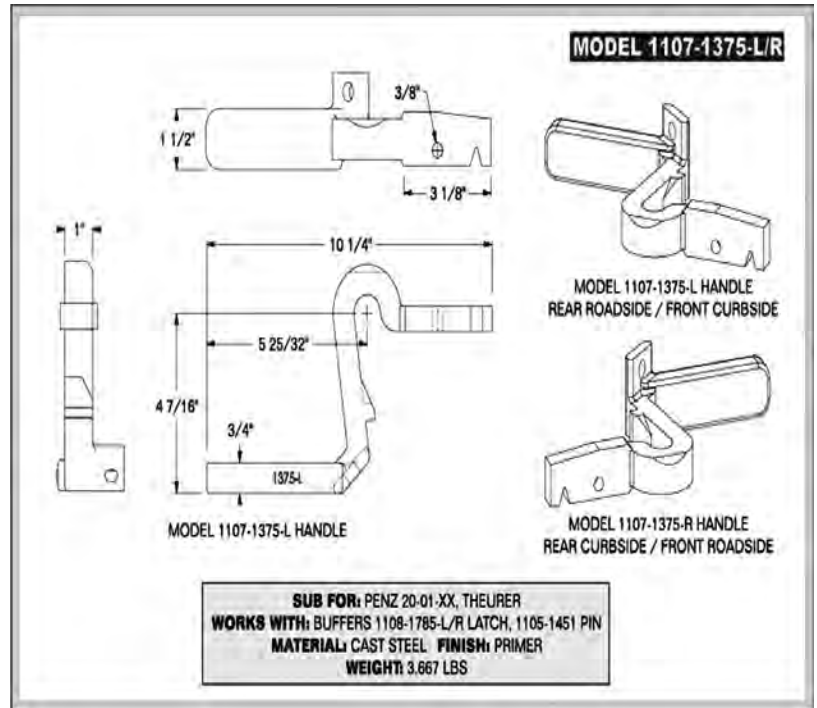
1107-1375-L

Twist Lock Handle

**Part Number 1310424**

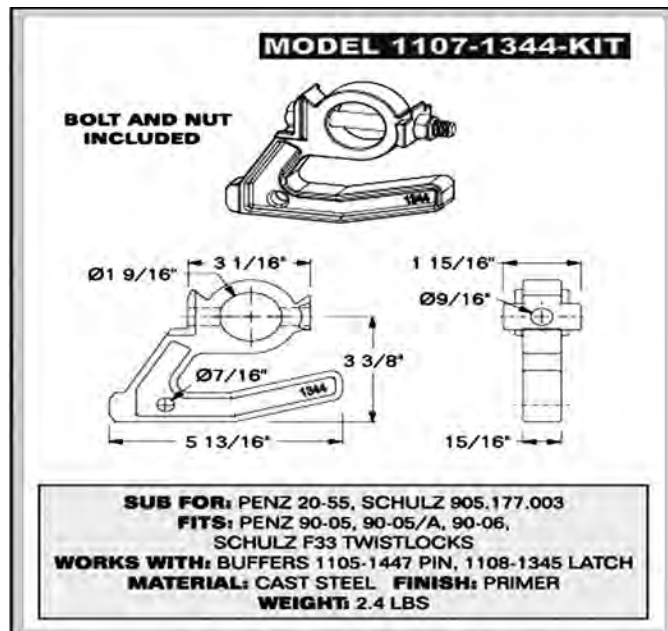
1107-1375-R

Twist Lock Handle

**Part Number 1310447**

1107-1344-KIT

Twist Lock Handle





## INTERMODAL - CHASSIS - TWIST LOCK HANDLES

### Part Number 1310442

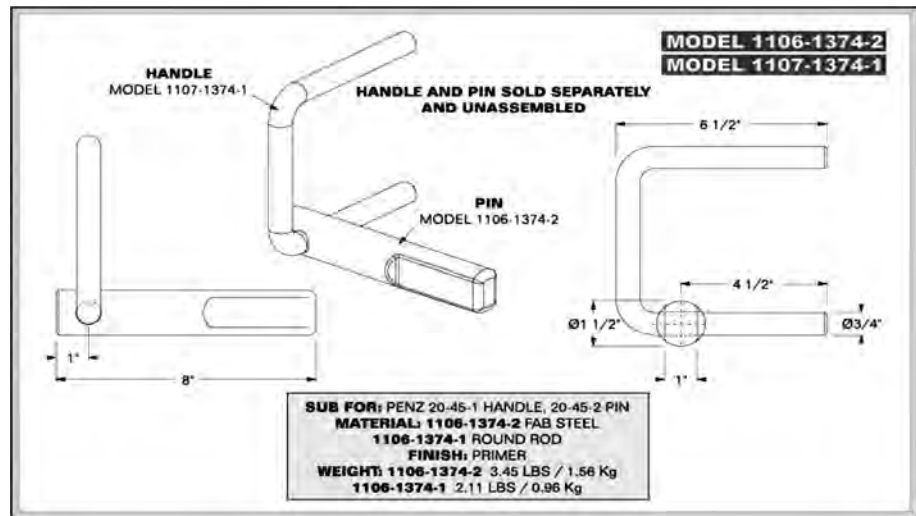
1107-1374-1

Twist Lock Handle

### Part Number 1310443

1107-1374-2

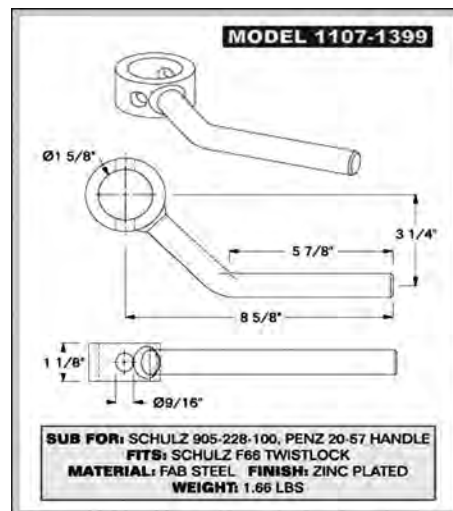
Twist Lock Pin



### Part Number 1310449

1107-1399

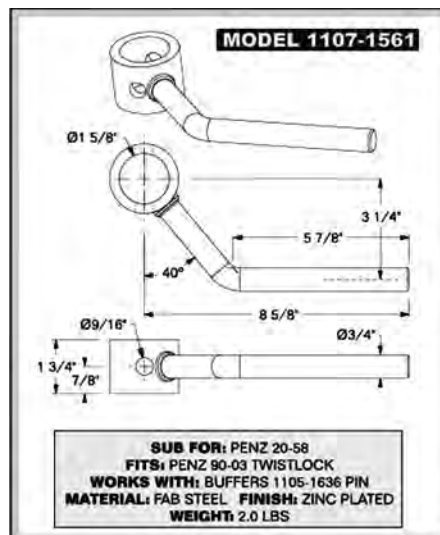
Twist Lock Handle



### Part Number 1310450

1107-1561

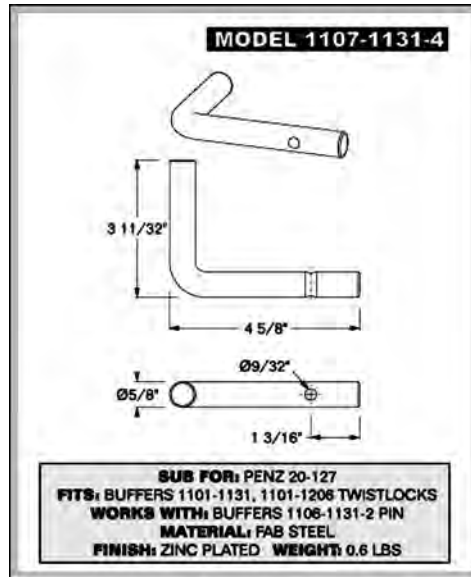
Twist Lock Handle



**INTERMODAL - CHASSIS - TWIST LOCK HANDLES****Part Number 1310452**

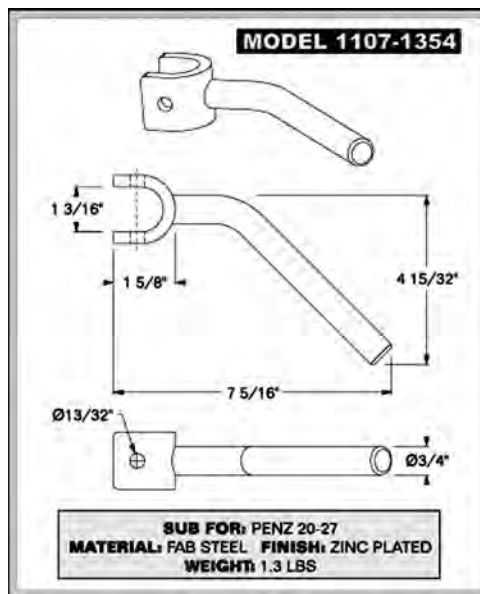
1107-1131-4

Twist Lock Handle

**Part Number 1310453**

1107-1354

Twist Lock Handle





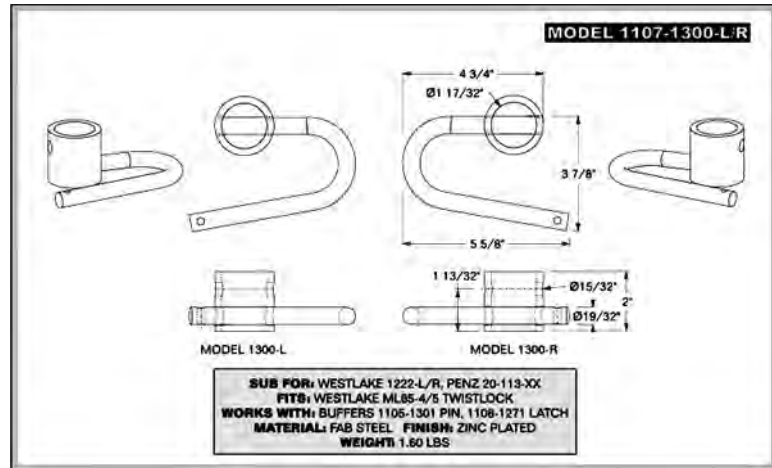
## INTERMODAL - CHASSIS - TWIST LOCK HANDLES

### Part Number 1310471

1107-1300-L  
Twist Lock Handle LH

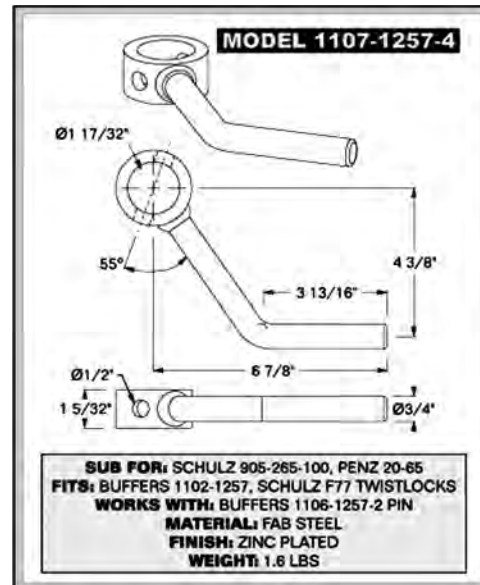
### Part Number 1310472

1107-1300 - R  
Twist Lock Handle RH



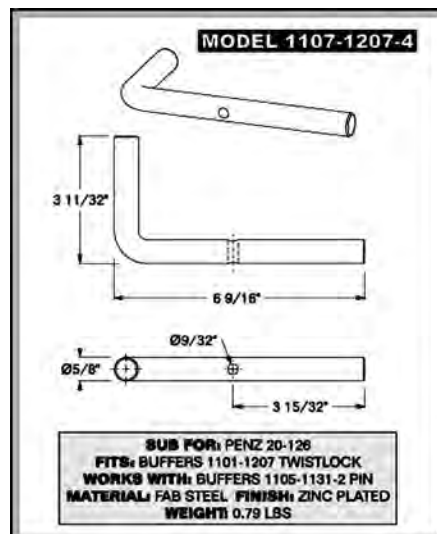
### Part Number 1310475

1107-1257-4  
Twist Lock Handle



### Part Number 1310483

1107-1207-4  
Twist Lock Handle



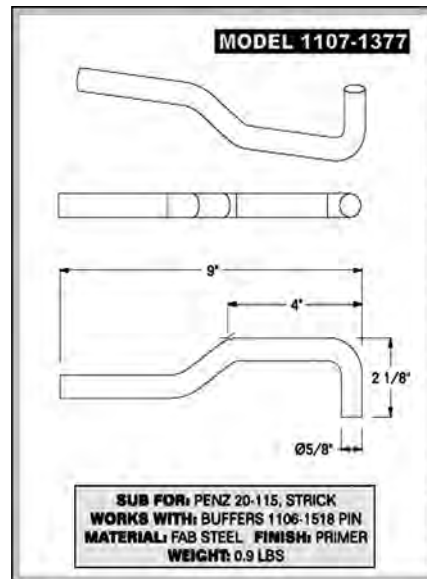


## INTERMODAL - CHASSIS - TWIST LOCK HANDLES

### Part Number 1310498

1107-1377

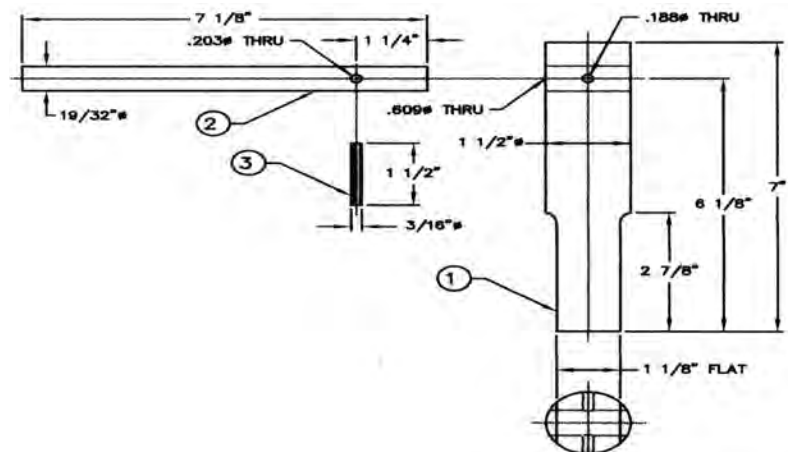
Twist Lock Handle



### Part Number 1310508

1107-1341

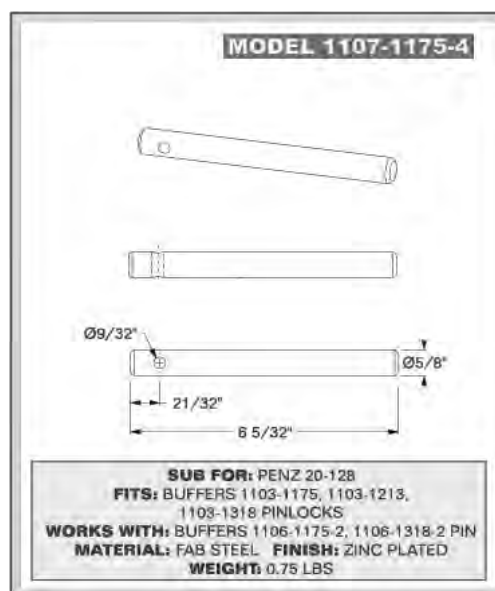
Twist Lock Handle



### Part Number 1310572

1107-1175-4

Twist Lock Handle

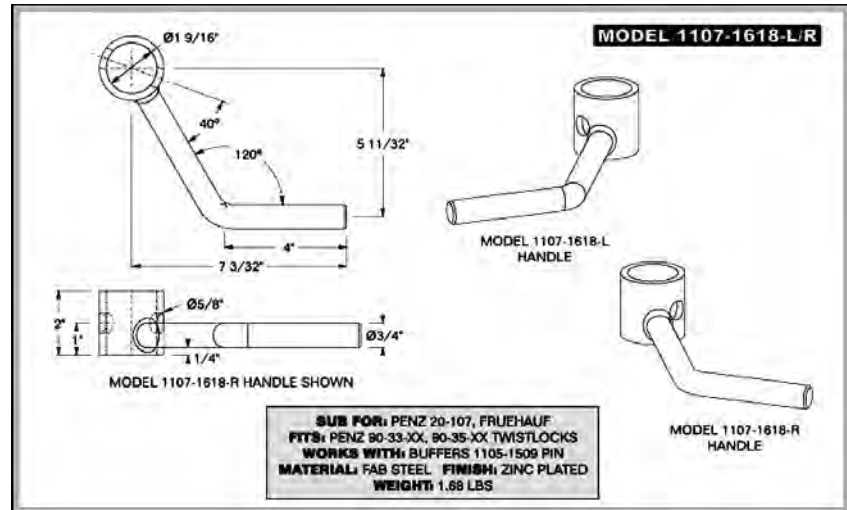




## INTERMODAL - CHASSIS - TWIST LOCK HANDLES

### Part Number 1310573

1107-3206-4  
Twist Lock Handle

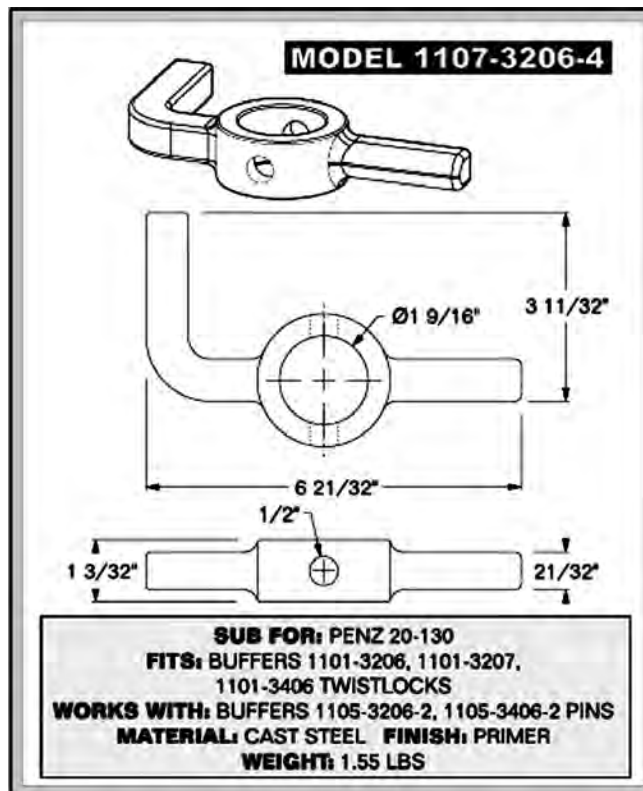


### Part Number 1310584

1107-1618-L  
Twist Lock Handle LH

### Part Number 1310585

1107-1618-R  
Twist Lock Handle RH



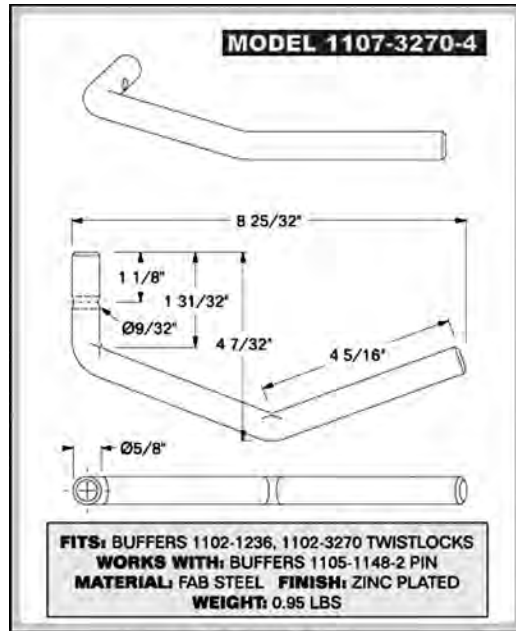


## INTERMODAL - CHASSIS - TWIST LOCK HANDLES

### Part Number 1310596

1107-3270-4

Twist Lock Handle



### Part Number 1310607

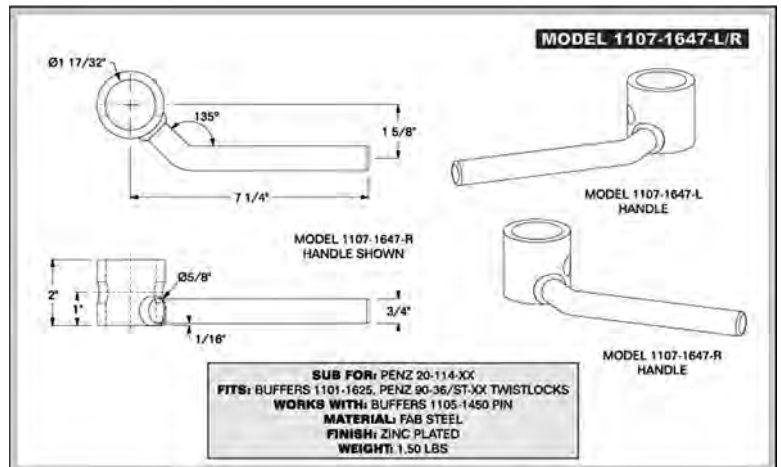
1107-1647-L

Twist Lock Handle LH

### Part Number 1310608

1107-1647-R

Twist Lock Handle RH





## INTERMODAL - CHASSIS - TWIST LOCK HANDLES

### Part Number 1310612

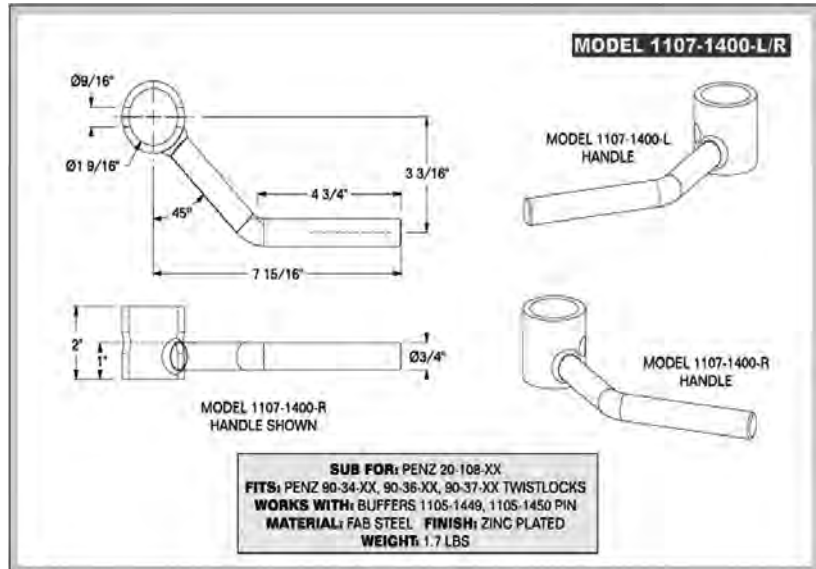
1107-1400-L

Twist Lock Handle LH

### Part Number 1310613

1107-1400-R

Twist Lock Handle RH



### Part Number 1310614

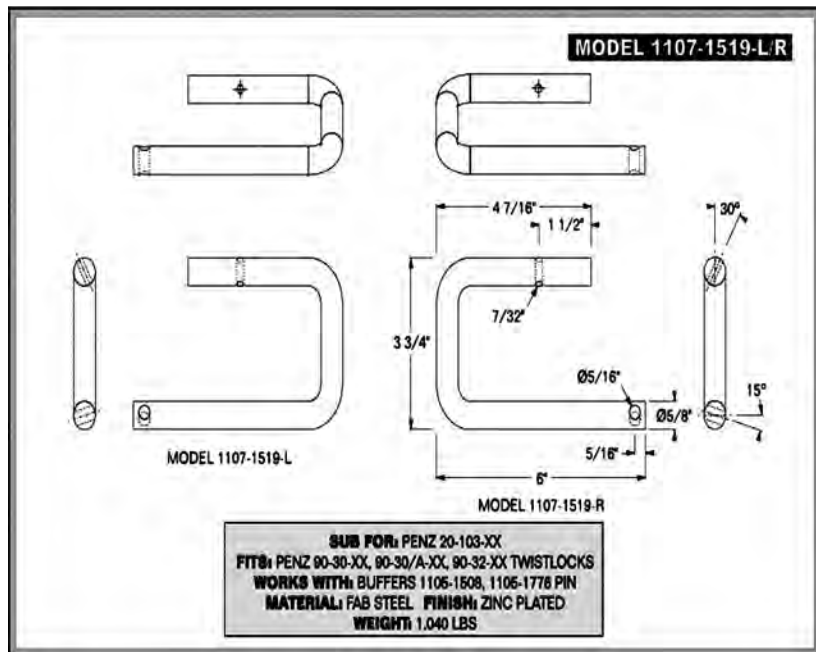
1107-1519-L

Twist Lock Handle LH

### Part Number 1310615

1107-1519-R

Twist Lock Handle RH

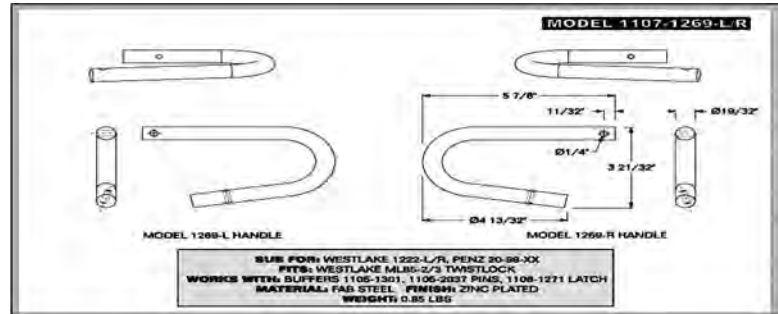




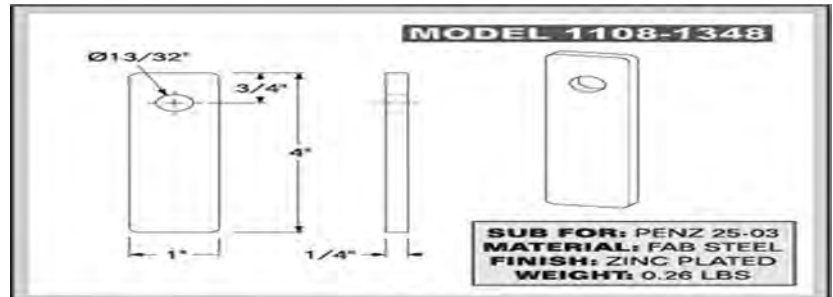


## INTERMODAL - CHASSIS - TWIST LOCK HANDLE KEEPERS

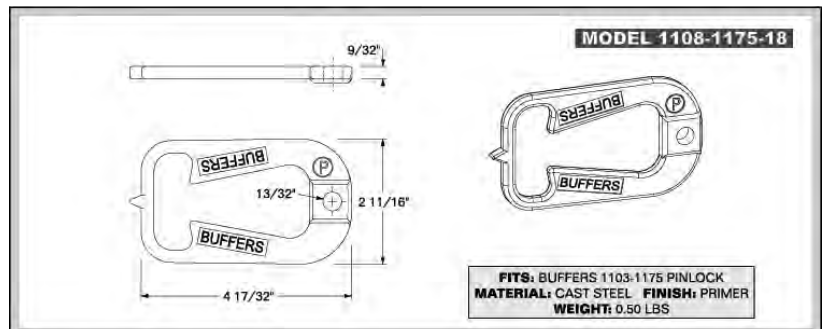
**Part Number 1310469 (left)**  
**Part Number 1310470 (right)**  
 1107-1269-L / R  
 Twist Lock Handle



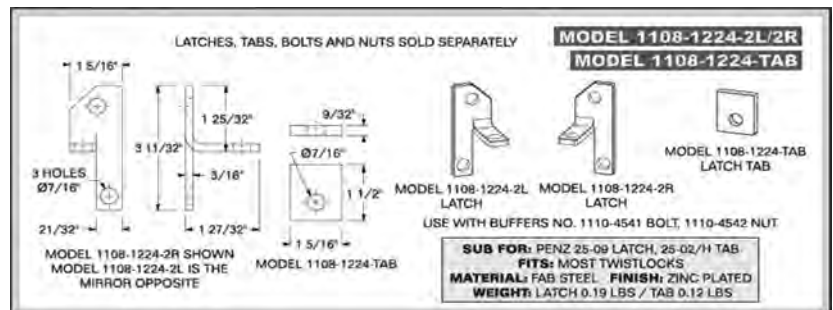
**Part Number 1310477**  
 1108-1348  
 Twist lock handle keeper



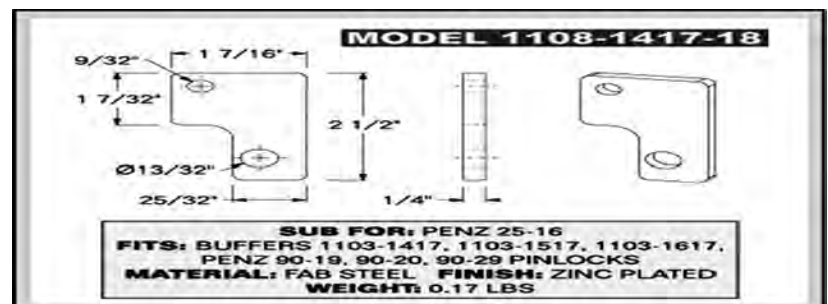
**Part Number 1310480**  
 1108-1175-18  
 Twist lock handle keeper



**Part Number 1310517 (Left)**  
**Part Number 1310518 (Right)**  
 1108-1224-2L / 2R  
 Twist lock handle keeper



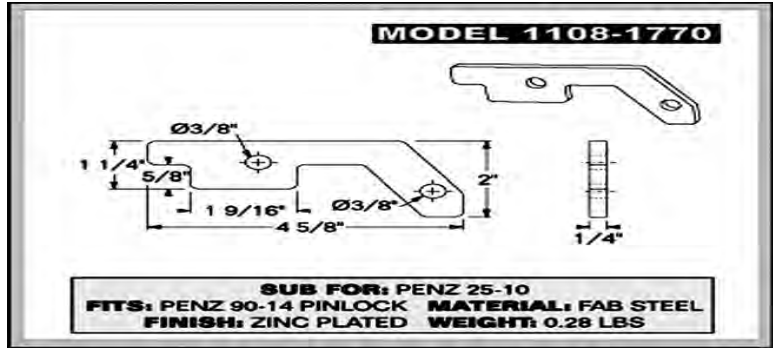
**Part Number 1310522**  
 1108-1417-18  
 Twist lock handle keeper



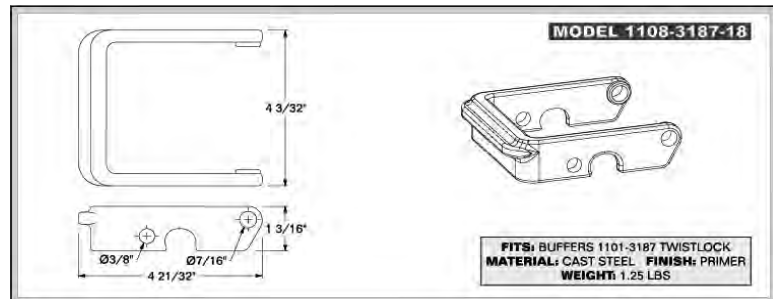


**INTERMODAL - CHASSIS - TWIST LOCK HANDLE KEEPERS**

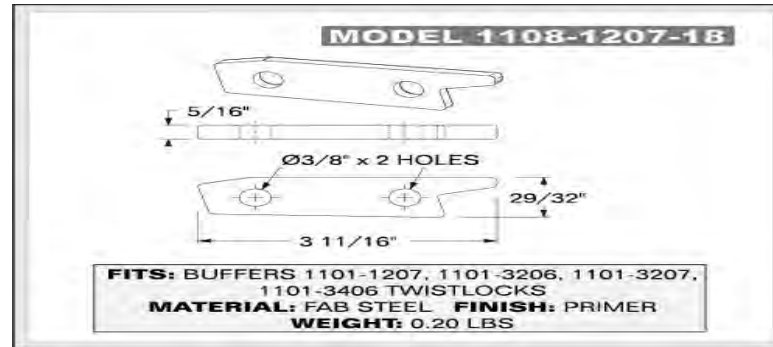
**Part Number 1310545**  
 1108-1770  
 Twist lock handle keeper



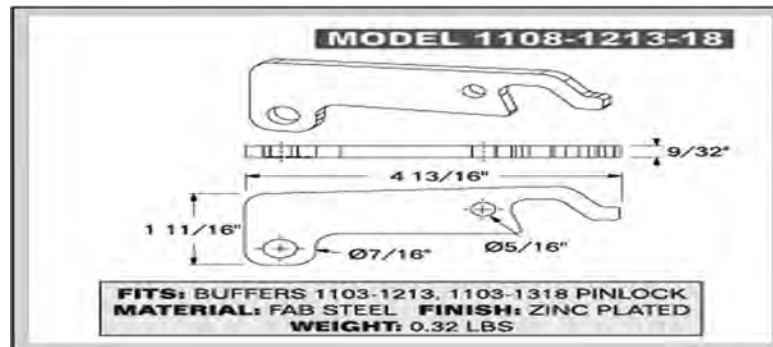
**Part Number 1310546**  
 1108-3187-18  
 Twist lock handle keeper



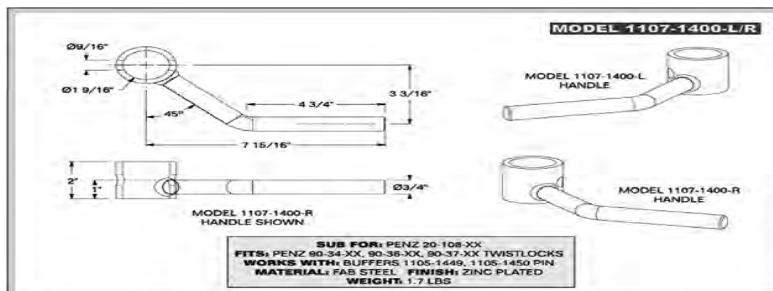
**Part Number 1310574**  
 1108-1207-18  
 Twist lock handle keeper



**Part Number 1310575**  
 1108-1213-18  
 Twist lock handle keeper



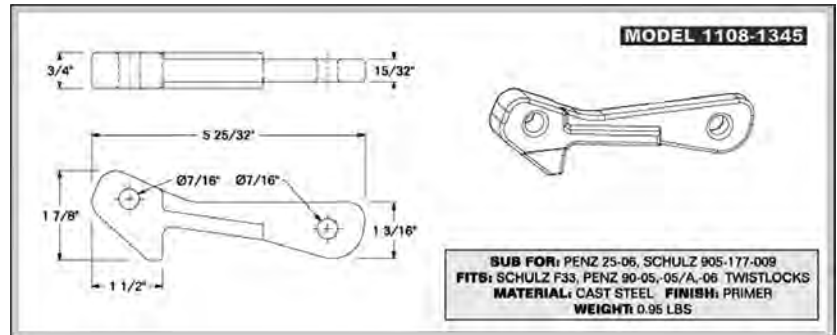
**Part Number 1310612 (left)**  
**Part Number 1310613 (right)**  
 1107-1400-L / R  
 Twist Lock Handle



**INTERMODAL - CHASSIS - TWIST LOCK LATCHES****Part Number 1310457**

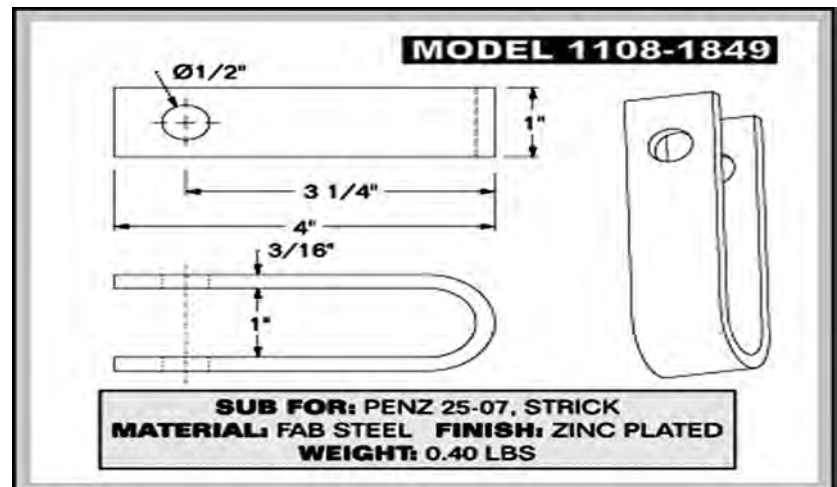
1108-1345

Twist Lock Latch

**Part Number 1310458**

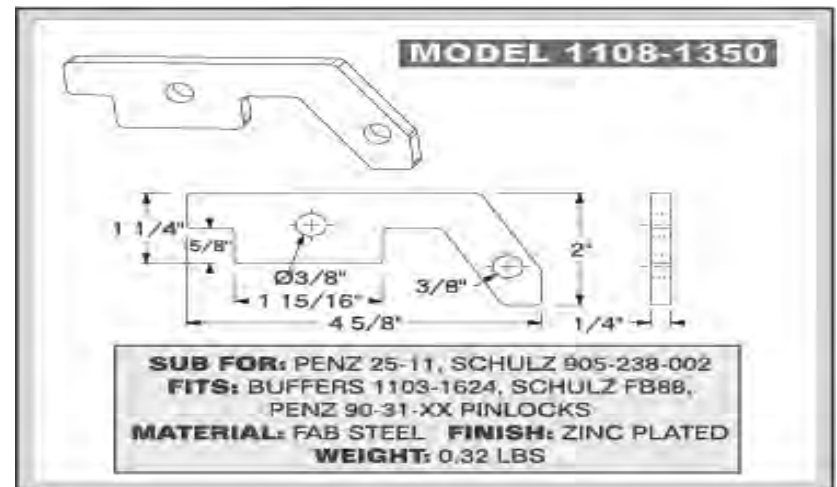
1108-1849

Twist Lock Latch

**Part Number 1310459**

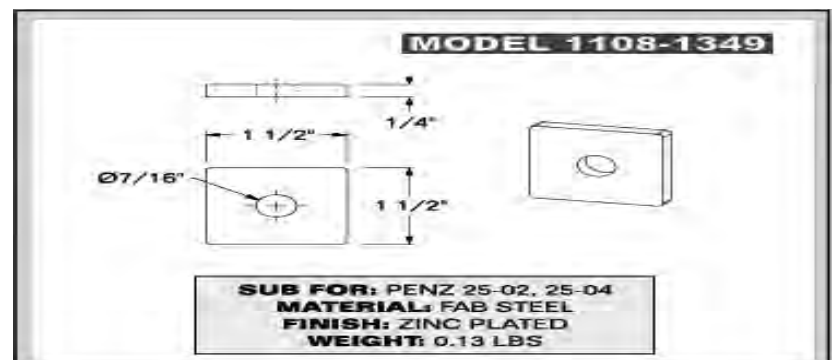
1108-1350

Twist Lock Latch

**Part Number 1310476**

1108-1349

Twist Lock Latch



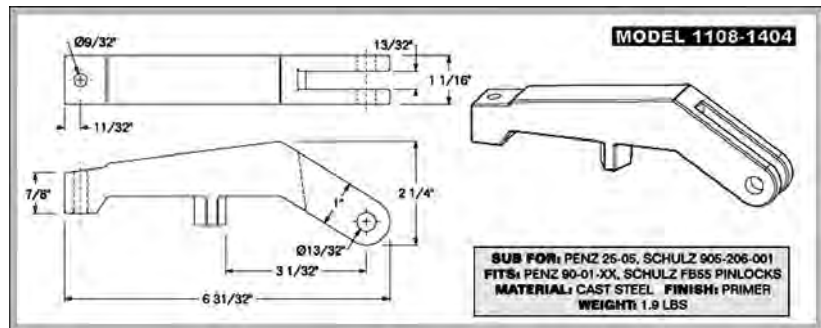


## INTERMODAL - CHASSIS - TWIST LOCK LATCHES

### Part Number 1310479

1108-1404

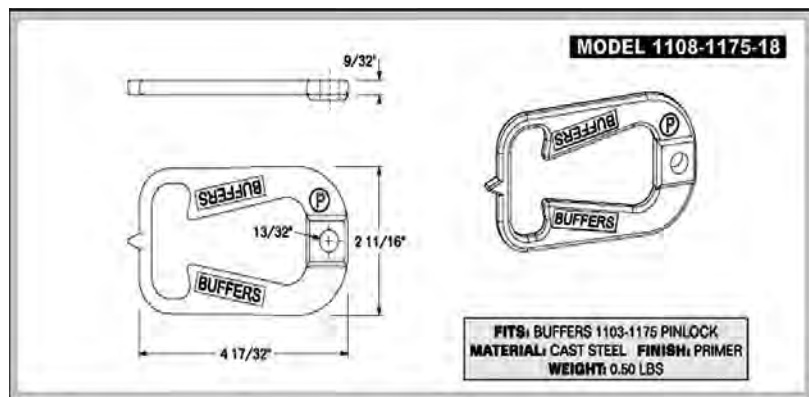
Twist Lock Latch



### Part Number 1310480

1108-1175-18

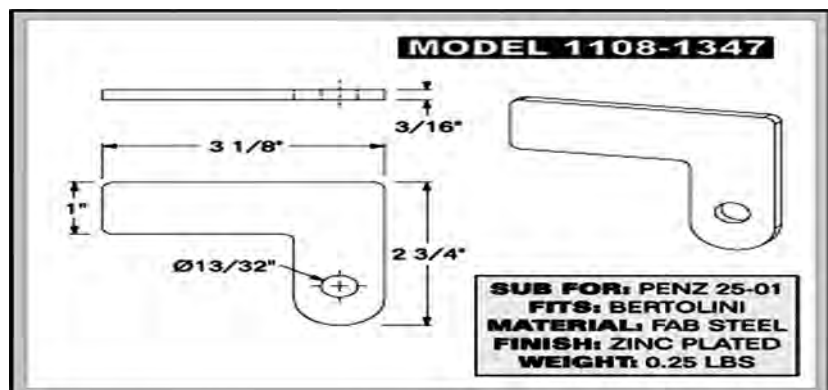
Twist Lock Latch



### Part Number 1310491

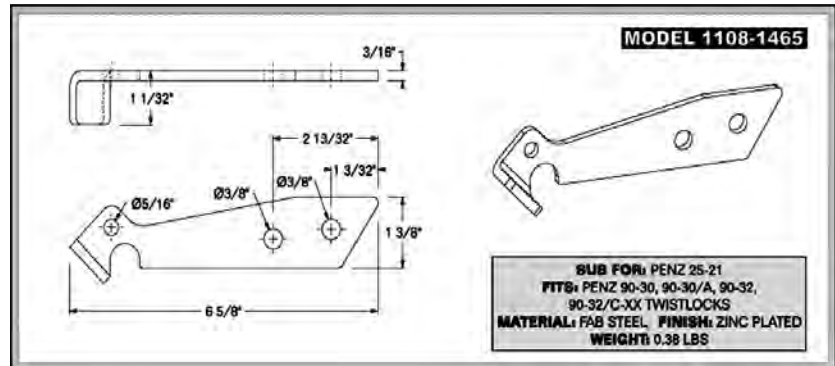
1108-1347

Twist Lock Latch

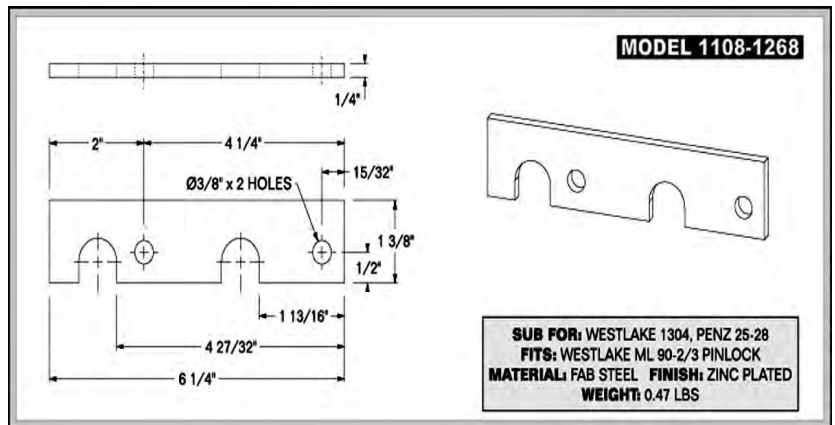


**INTERMODAL - CHASSIS - TWIST LOCK LATCHES****Part Number 1310509**

1108-1465  
Twist Lock Latch

**Part Number 1310510**

1108-1268  
Twist Lock Latch

**Part Number 1310517**

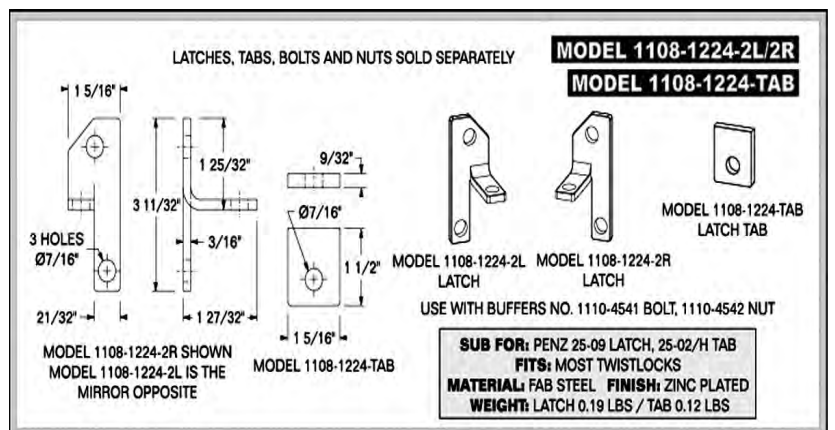
1108--1224-2L (LH)  
Twist Lock Latch

**Part Number 1310518**

1108--1224-2R (RH)  
Twist Lock Latch

**Part Number 1310549**

1108--1224-TAB  
Twist Lock Latch Tab





**INTERMODAL - CHASSIS - TWIST LOCK LATCHES**

**Part Number 1310545**

1108-1770

Twist Lock Latch

**MODEL 1108-1770**

**SUB FOR: PENZ 25-10**  
**FITS: PENZ 90-14 PINLOCK MATERIAL: FAB STEEL**  
**FINISH: ZINC PLATED WEIGHT: 0.28 LBS**

**Part Number 1310547**

1108-1131-18

Twist Lock Latch

**MODEL 1108-1131-18**

**FITS: BUFFERS 1101-1131, 1101-1206 TWISTLOCKS**  
**MATERIAL: FAB STEEL FINISH: PRIMER**  
**WEIGHT: 0.6 LBS**

**Part Number 1310549**

1108-1224-TAB

Twist Lock Latch

LATCHES, TABS, BOLTS AND NUTS SOLD SEPARATELY

**MODEL 1108-1224-2L/2R**  
**MODEL 1108-1224-TAB**

MODEL 1108-1224-2L LATCH    MODEL 1108-1224-2R LATCH    MODEL 1108-1224-TAB LATCH TAB

USE WITH BUFFERS NO. 1110-4541 BOLT, 1110-4542 NUT

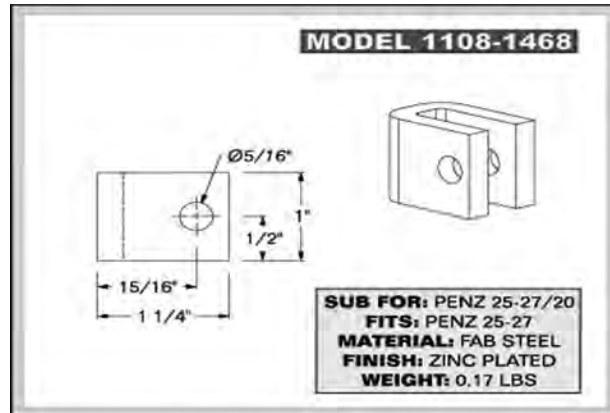
**SUB FOR: PENZ 25-09 LATCH, 25-02/H TAB**  
**FITS: MOST TWISTLOCKS**  
**MATERIAL: FAB STEEL FINISH: ZINC PLATED**  
**WEIGHT: LATCH 0.19 LBS / TAB 0.12 LBS**

MODEL 1108-1224-2R SHOWN  
 MODEL 1108-1224-2L IS THE  
 MIRROR OPPOSITE

**INTERMODAL - CHASSIS - TWIST LOCK LATCHES****Part Number 1310550**

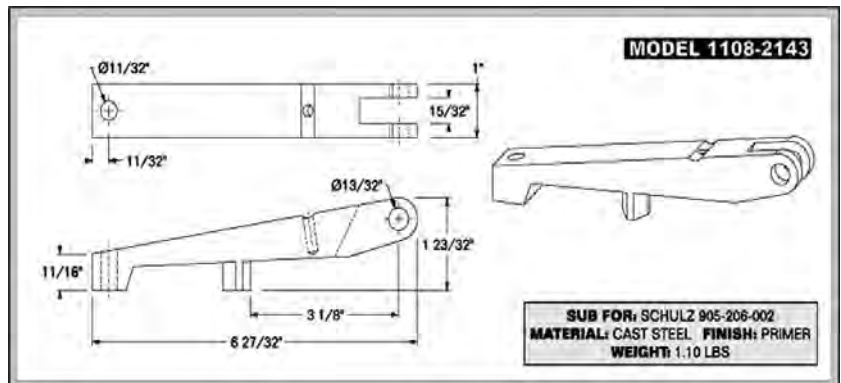
1108-1468

Twist Lock Latch

**Part Number 1310576**

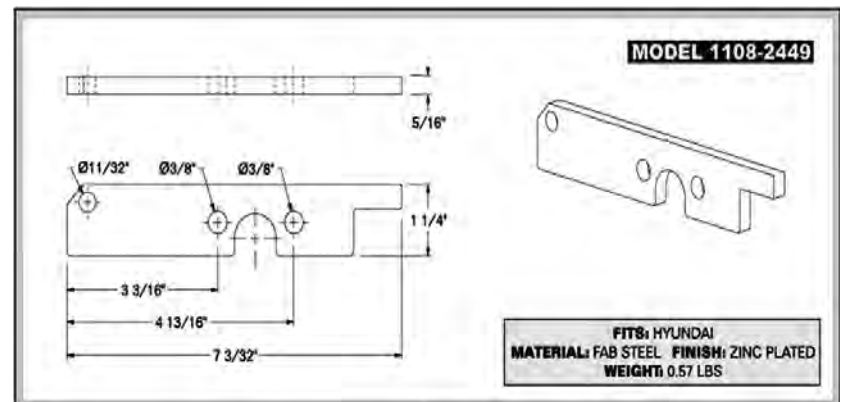
1108-2143

Twist Lock Latch

**Part Number 1310578**

1108-2449

Twist Lock Latch



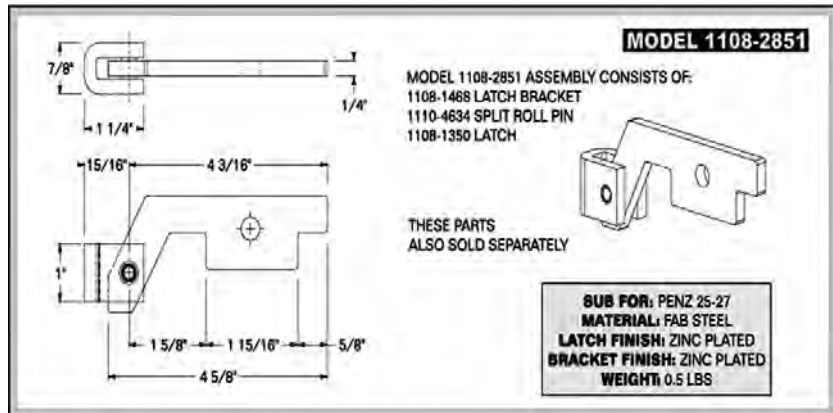


## INTERMODAL - CHASSIS - TWIST LOCK LATCHES

### Part Number 1310579

1108-2851

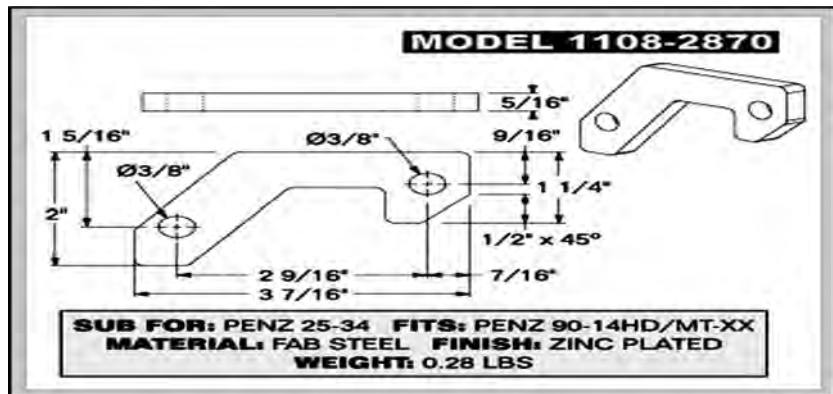
Twist Lock Latch



### Part Number 1310580

1108-2870

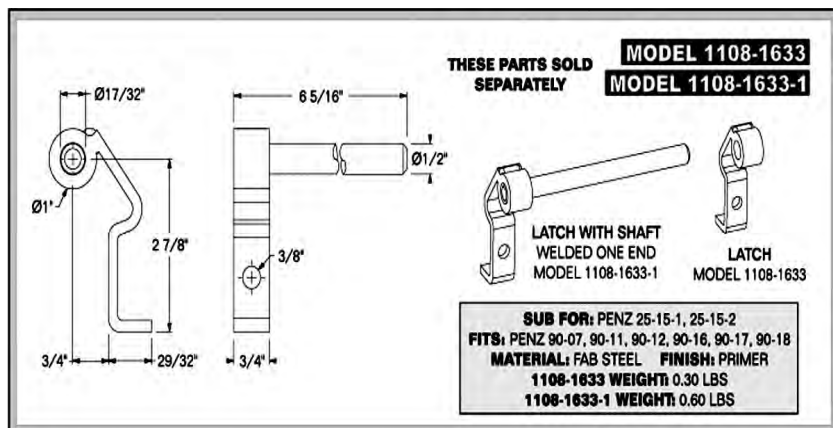
Twist Lock Latch



### Part Number 1310590

1108-1633-1

Twist Lock Latch

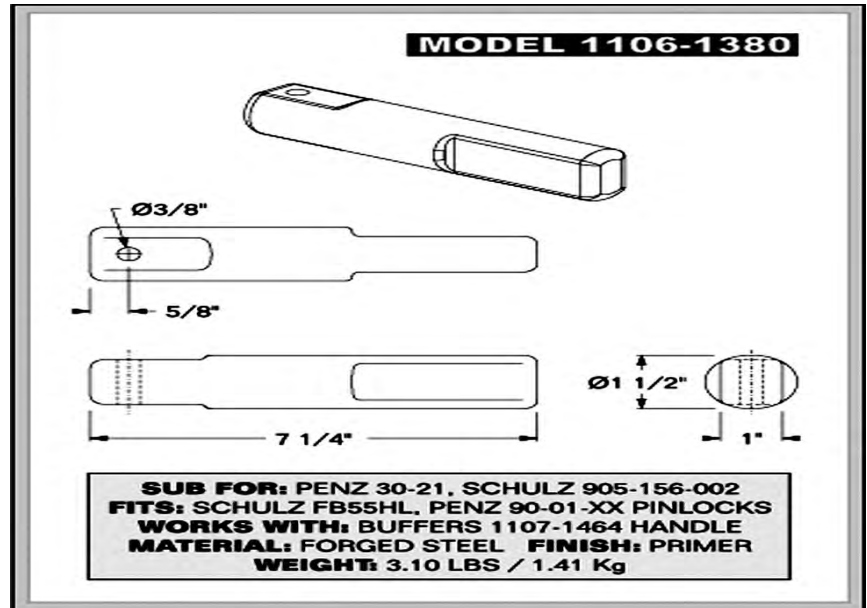




**INTERMODAL - CHASSIS - TWIST LOCK PUSH PINS****Part Number 1310462**

1106-1380

Twist Lock Pin

**Part Number 1310507**

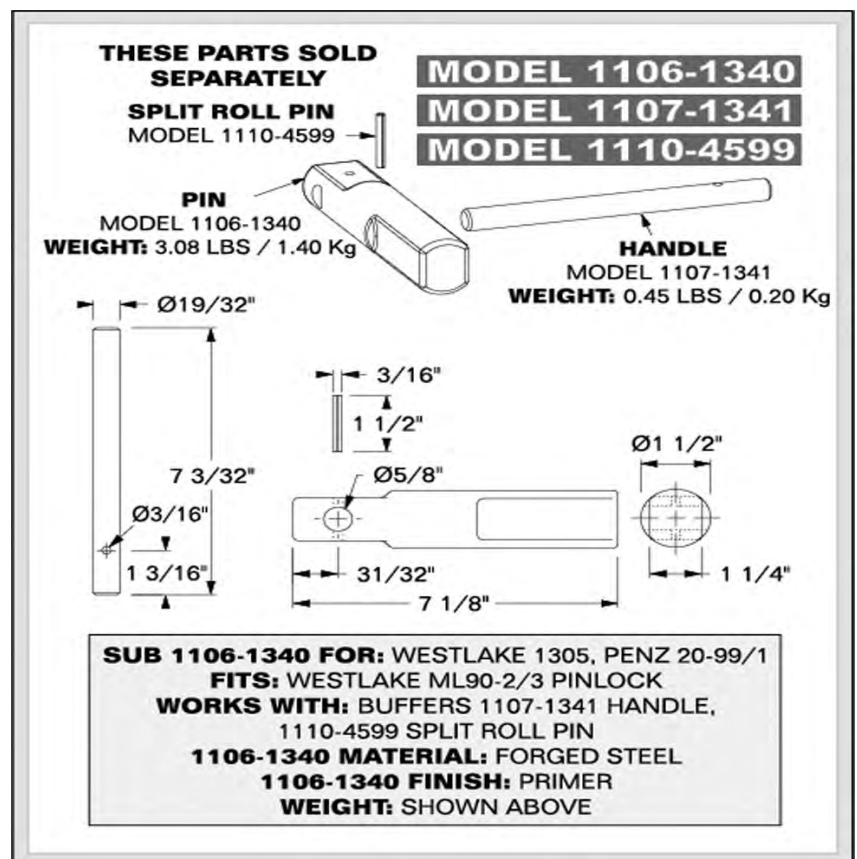
1106-1340

Twist Lock Pin / Push Pin

**Part Number 1310508**

1107-1341

Twist Lock handle

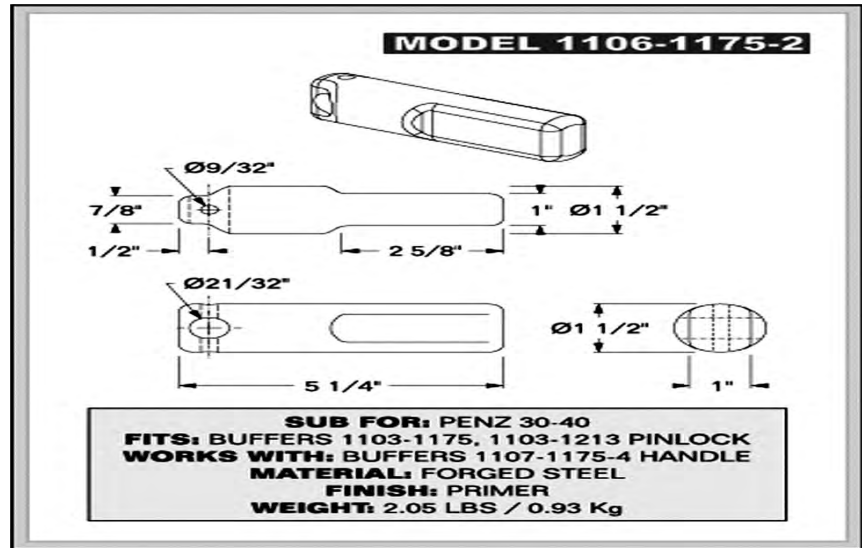




## INTERMODAL - CHASSIS - TWIST LOCK PUSH PINS

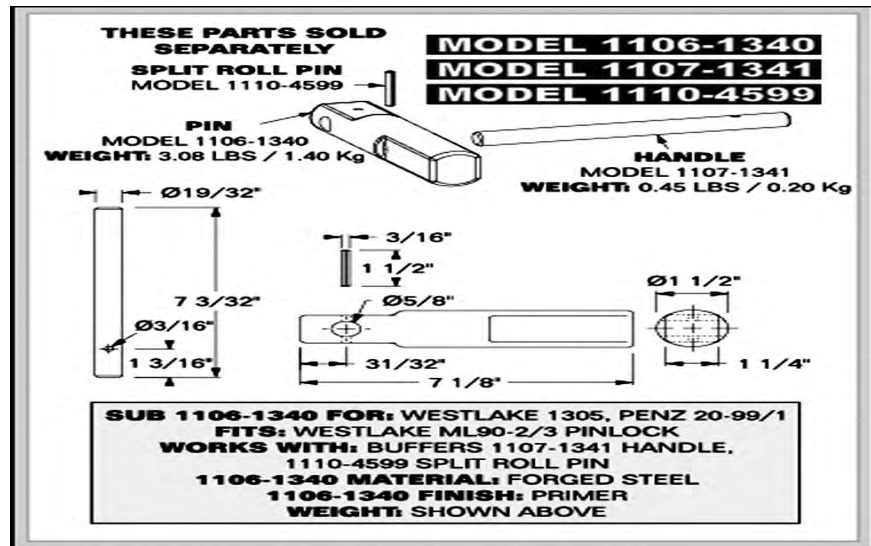
### Part Number 1310569

1106-1175-2  
Twist Lock Pin



### Part Number 1310570

1106-1318-2  
Twist Lock Pin



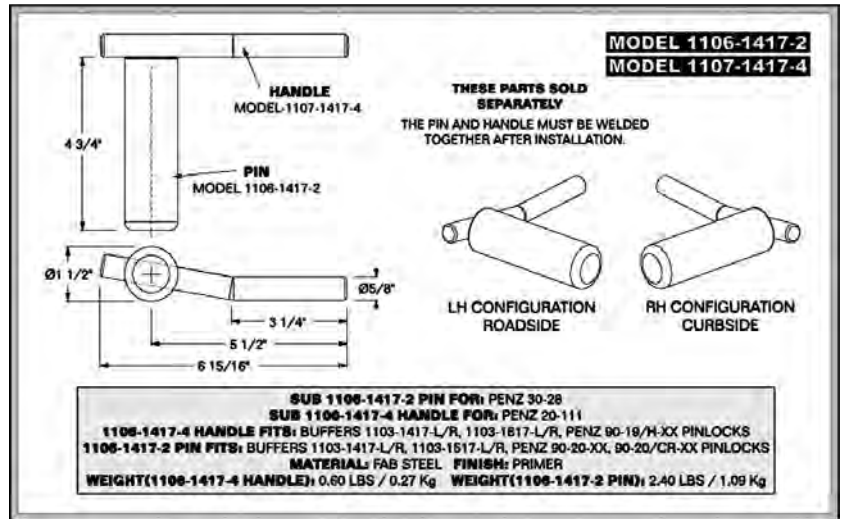
**INTERMODAL - CHASSIS - TWIST LOCK SLIDE PINS****Part Number 1310571**

1106-1417-2

Slide Pin

**(Part Number 1310473**

1107-1417-4 Handle)

**Part Number 1310587**

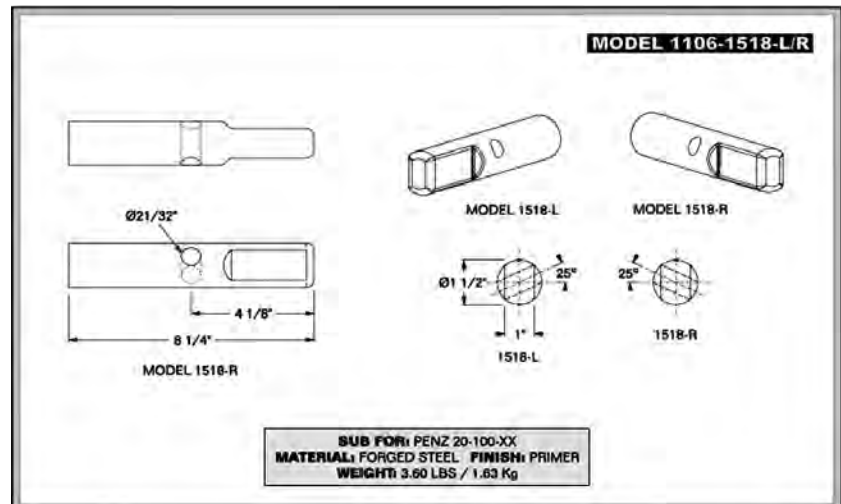
1106-1518-L

Slide Pin

**Part Number 1310588**

1106-1518-R

Slide Pin



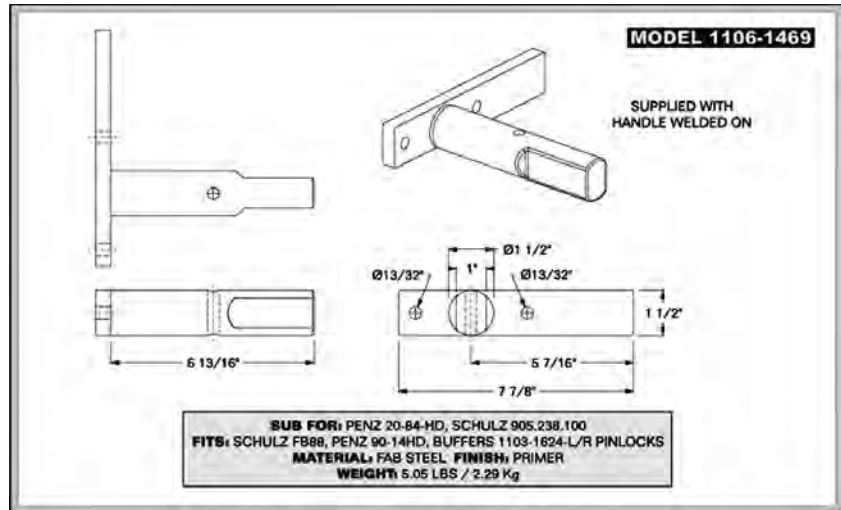


**INTERMODAL - CHASSIS - TWIST LOCK SLIDE PINS**

**Part Number 1310598**

1106-1469

Slide Pin



**Part Number 1310599**

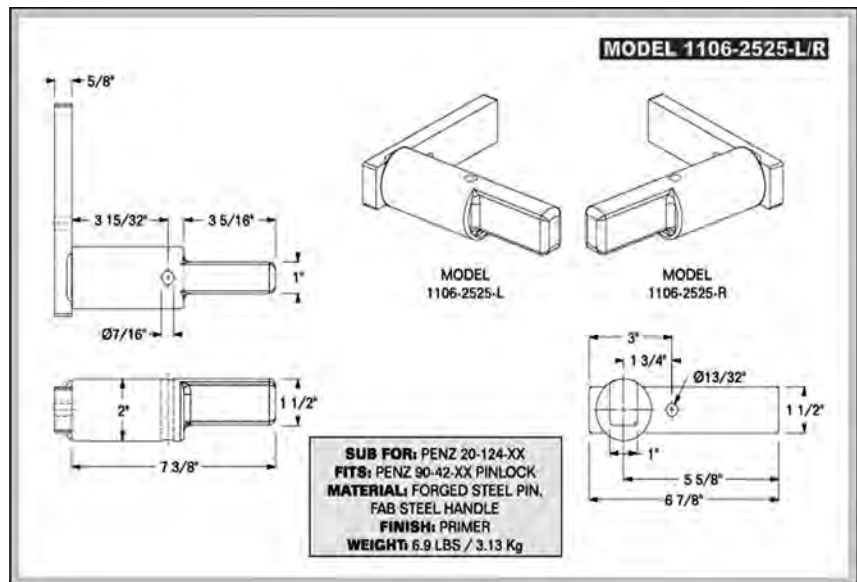
1106-2525-L

Slide Pin

**Part Number 1310606**

1106-2525-R

Slide Pin



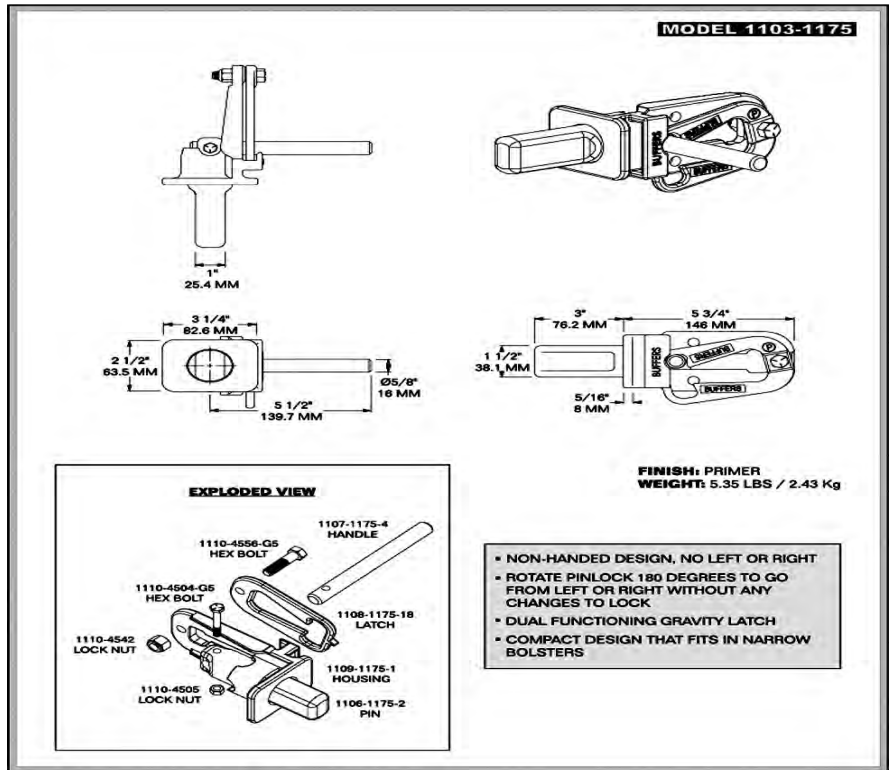


## INTERMODAL - CHASSIS - TWIST LOCK PINLOCK ASSEMBLIES

### Part Number 1310489

1103-1175

Pinlock Assembly



### Part Number 1310493

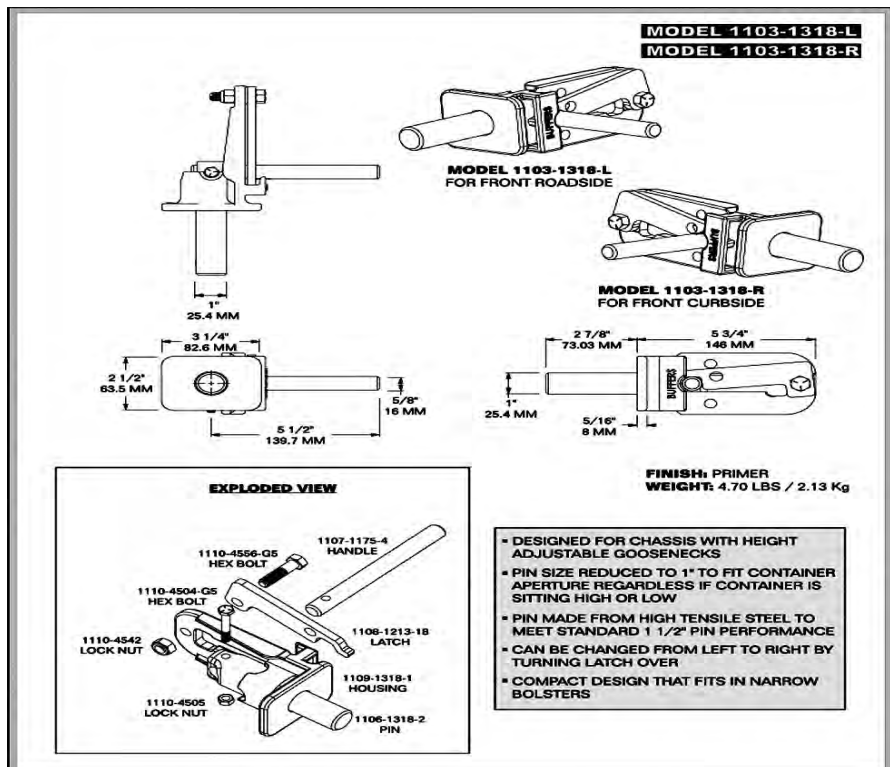
1103-1318-L

Pinlock Assembly

### Part Number 1310494

1103-1318-R

Pinlock Assembly





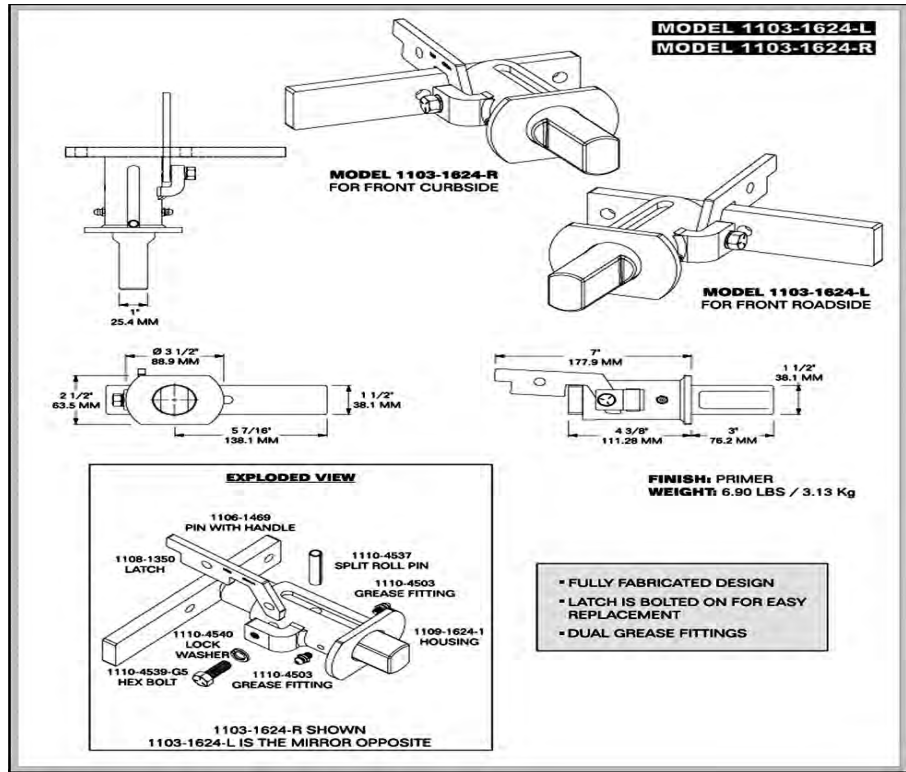
**INTERMODAL - CHASSIS - TWIST LOCK PINLOCK ASSEMBLIES**

**Part Number 1310496**

1103-1624-L  
Pinlock Assembly

**Part Number 1310497**

1103-1624-R  
Pinlock Assembly

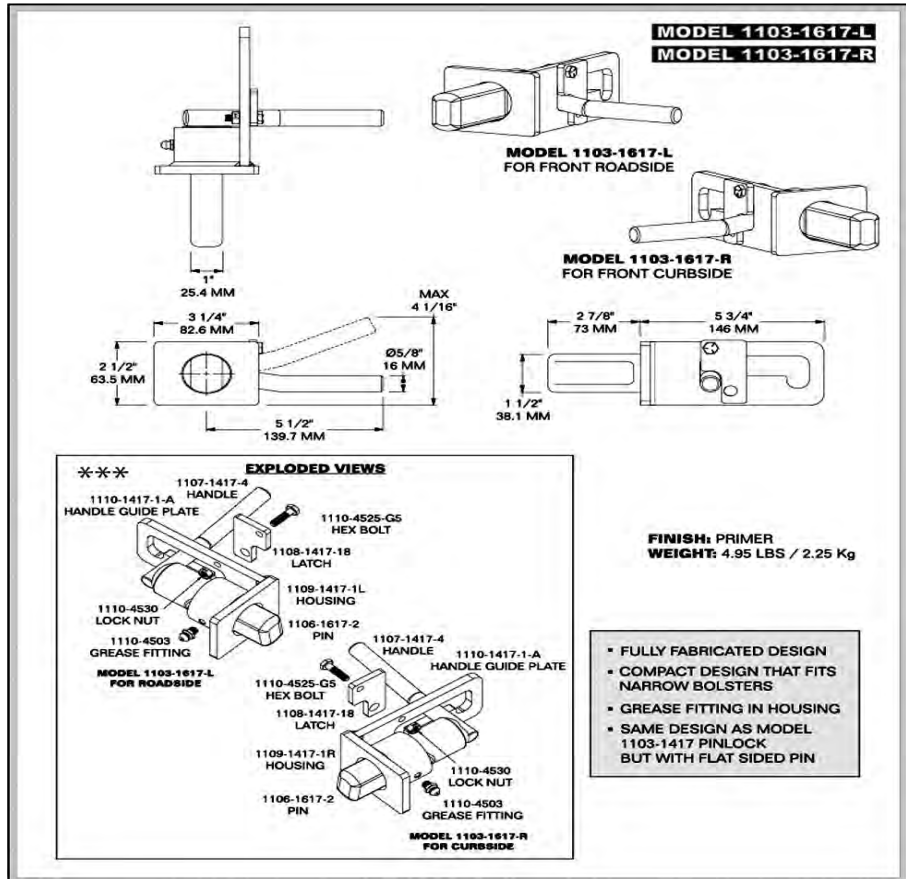


**Part Number 1310552**

1103-1617-L  
Pinlock Assembly

**Part Number 1310551**

1103-1617-R  
Pinlock Assembly





## INTERMODAL - CHASSIS - TWIST LOCK PINLOCK ASSEMBLIES

### Part Number 1310554

1103-1517-L

Pinlock Assembly

### Part Number 1310553

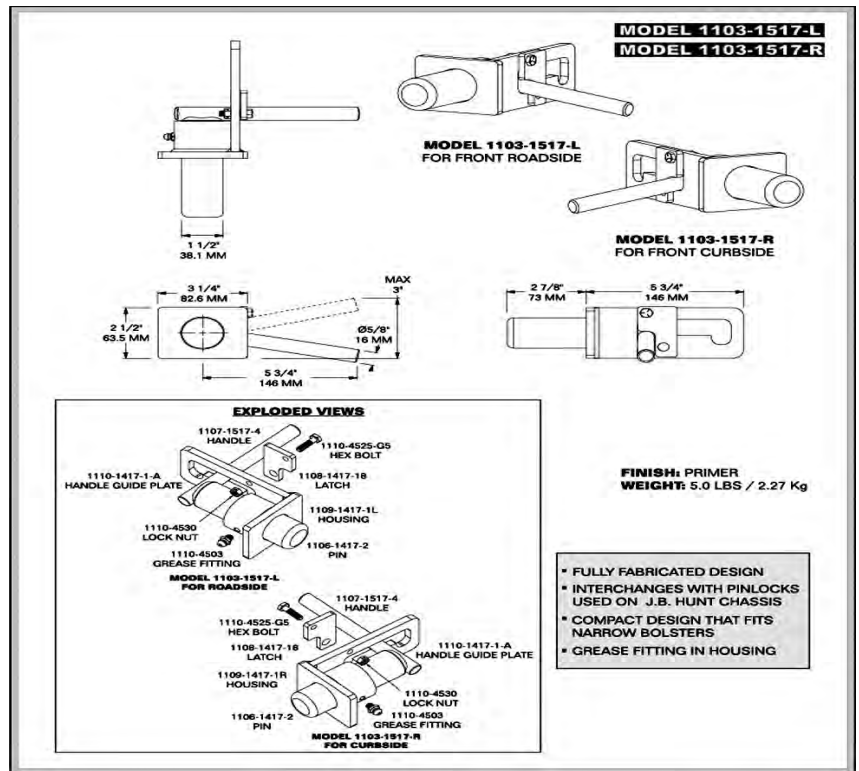
1103-1517-R

Pinlock Assembly

### Part Number 1310581

1110-1417-1-A

Guide Plate



### Part Number 1310556

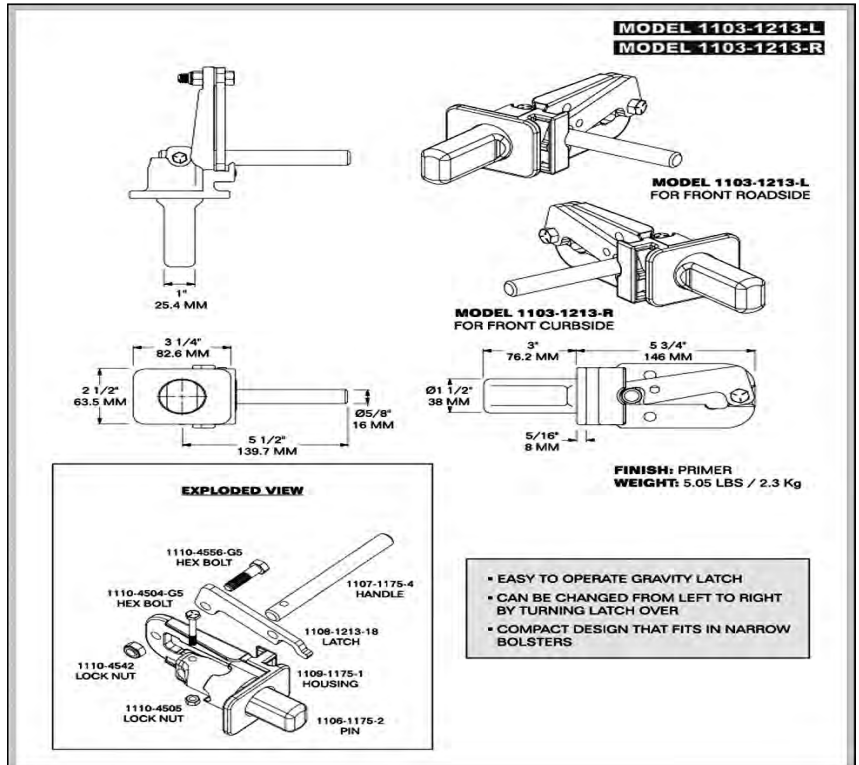
1103-1213-L

Pinlock Assembly

### Part Number 1310557

1103-1213-R

Pinlock Assembly





## INTERMODAL - CHASSIS - TWIST LOCK BALL AND SPRING

### Part Number 1310423

1110-4501

Ball

**MODEL 1110-4501**

Ø.393"  
10 MM

**SUB FOR:** PENZ 16-01 AND SCHULZ 905-000-193  
**WORKS WITH:** BUFFERS 1110-4502 SPRING  
**FITS:** ALL BUFFERS, PENZ TWISTLOCKS.  
**MATERIAL:** CHROME ALLOY  
**WEIGHT:** 0.008 LBS / 3.63 G

### Part Number 1310464

1110-4550

Spring

**MODEL 1110-4550**

**SUB FOR:** SCHULZ 905.000.194 AND PENZ 50-20  
**FITS:** BUFFERS 1102-1257, 1102-1259, 1102-3259, SCHULZ F26NS, F33NS, F33SLNS, F66NS, QA12NS, QA15NS, QA18NS, R318NS, VK21RT AND RQ36NS TWISTLOCKS  
**WORKS WITH:** BUFFERS 1110-4549 BALL  
**MATERIAL:** SPRING STEEL  
**WEIGHT:** 0.008 LBS / 3.63 G

### Part Number 1310582

1110-4549

Ball

**MODEL 1110-4549**

Ø7/16"  
11 MM

**SUB FOR:** SCHULZ 905.000.195  
**FITS:** BUFFERS 1102-1257, 1102-1259, 1102-3259, SCHULZ F26NS, F33NS, F33SLNS, F66NS, QA12NS, QA15NS, QA18NS, R318NS, VK21RT AND RQ36NS TWISTLOCKS  
**WORKS WITH:** BUFFERS 1110-4550 SPRING  
**MATERIAL:** CHROME ALLOY  
**WEIGHT:** 0.012 LBS / 5.44 G

### Part Number 1310583

1110-4562

Ball

**MODEL 1110-4562**

Ø5/16"  
8 MM

**SUB FOR:** SCHULZ 905.800.008 AND WESTLAKE 0154  
**FITS:** SCHULZ JL-85-1/2/3/4, WESTLAKE WL60-4/6, WL60-16, WL 85-2/3/4/5, WL100-2/3, AND CIMC TWISTLOCKS  
**WORKS WITH:** BUFFERS 1110-4577 SPRING  
**MATERIAL:** CHROME ALLOY  
**WEIGHT:** 0.005 LBS / 2.27 G

### Part Number 1310618

1110-4577

Spring

**MODEL 1110-4577**

**SUB FOR:** SCHULZ 905.800.007 AND WESTLAKE 1228  
**FITS:** SCHULZ JL-85-1/2/3/4, WESTLAKE WL60-4/6, WL60-16, WL 85-2/3/4/5, WL100-2/3 AND CIMC TWISTLOCKS  
**WORKS WITH:** BUFFERS 1110-4562 BALL  
**MATERIAL:** SPRING STEEL  
**WEIGHT:** 0.004 LBS / 272.2 G



**INTERMODAL - CHASSIS - TUBE BUMPER****Part Number TB-CHASSIS-BUMPER**

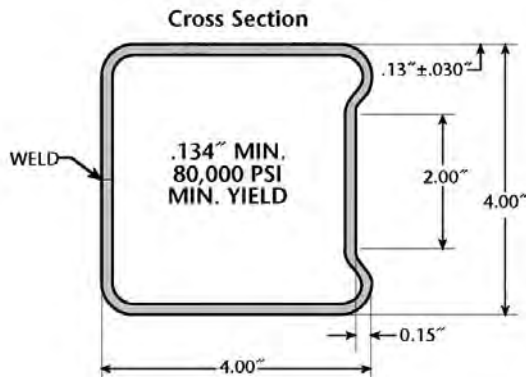

Certified 80,000 PSI yield steel for durable service.  
Full penetration weld for long life.

**4" STEEL SAFETY BUMPER TUBE FOR TRAILERS**

**Weight: 7.0 lbs./ft.**

Holland bumper tube is a key ingredient of vehicle safety. Holland's one piece design provides an integral 2" inset area that neatly positions and protects the reflective tape from damage.

The tube is constructed from 80,000 yield high strength steel, and incorporates full penetration welding for long, durable service.



**NOTE:** Bumper tubes are supplied unpainted and without reflective tape.

**SAF Holland**  
Engineering Your Road to Success

**IMPORTANT:** The Holland Bumper Tube is sold to original equipment trailer manufacturers and to the trailer aftermarket for use as the horizontal structural member of a trailer's Rear Impact Guard. This Rear Impact Guard is required under federal law in both the U.S. and Canada. It is the responsibility of the installer of the Holland Bumper Tube to insure that it and the complete Rear Impact Guard assembly is installed per the trailer manufacturer specifications and complies with any and all state/provincial and federal laws and regulations. In the U.S., Rear Impact Guards are regulated under Federal Motor Vehicle Safety Standards FMVSS 223/224 and Federal Motor Carrier Safety Regulation FMCSR 393.86. In Canada, they are regulated by Motor Vehicle Safety Act Standard 223.

**WARNING:** It is the responsibility of the installer of this bumper tube to insure that it and the entire Rear Impact Guard assembly is installed in accordance with the trailer manufacturer's specifications and in compliance with Federal Motor Vehicle Safety Standards FMVSS 223/224 (U.S.) or Motor Vehicle Safety Act Standard 223 (Canada). Failure to do so could result in death or serious injury to occupants of another vehicle in the event of a rear end collision with the trailer.

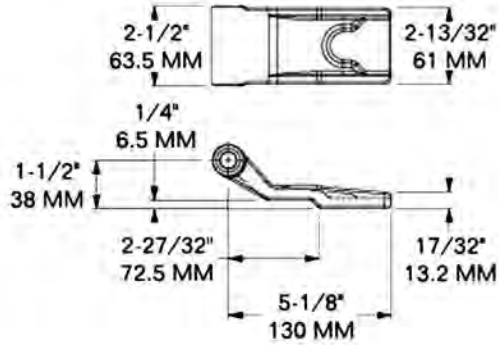


**INTERMODAL CONTAINER - DOOR PARTS**

**Part Number 1016111**

1402-2538

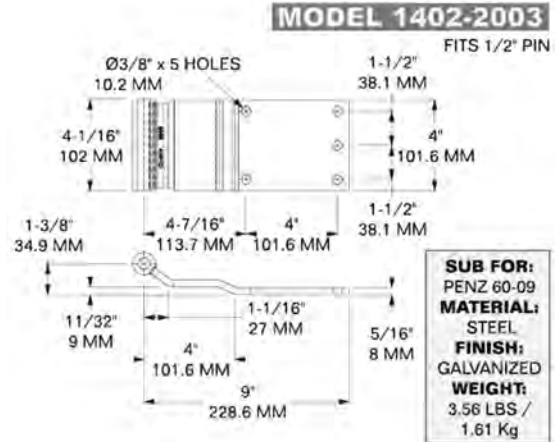
Door Hinge



**Part Number H-1060-5-5**

1402-2003

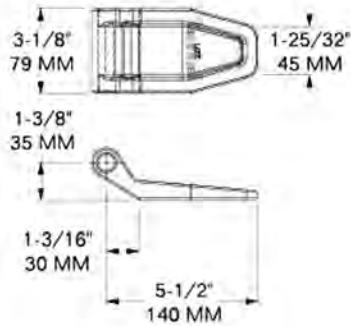
Door Hinge



**Part Number 1016113**

1402-2271

Door Hinge

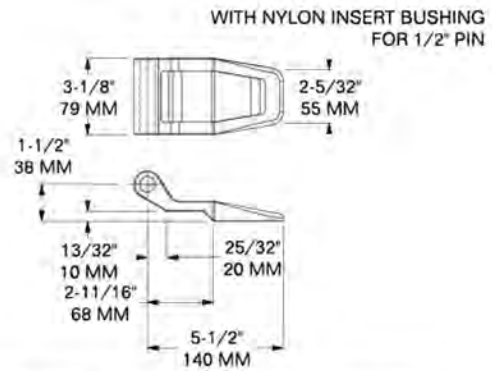


**SUB FOR:** HF-900 **MATERIAL:** STEEL  
**FINISH:** ZINC PLATED **WEIGHT:** 2.15 LBS / 0.98 Kg

**Part Number 1016115**

1402-2274

Door Hinge

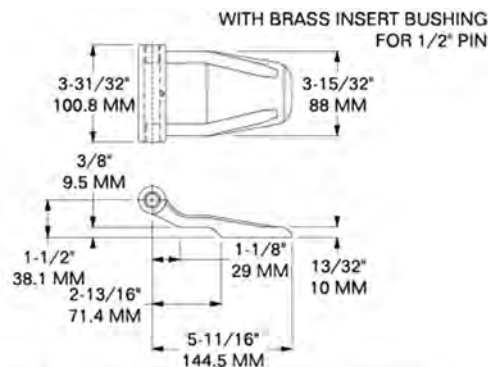


**SUB FOR:** HF-005 **MATERIAL:** STEEL  
**FINISH:** ZINC PLATED **WEIGHT:** 2.60 LBS / 1.18 Kg

**Part Number 1016117**

1402-6373

Door Hinge



**SUB FOR:** CIMC **MATERIAL:** STEEL  
**FINISH:** ZINC PLATED **WEIGHT:** 2.90 LBS / 1.31 Kg



**INTERMODAL CONTAINER - DOOR PARTS**


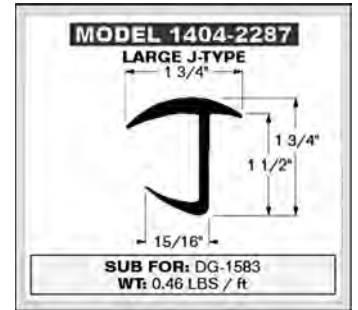
**Hinge Pins - Steel, Zinc plated**

Part No.	Dia.	Length "A"	Length "B"	Hole Size	Application
1010138	5/8"	3 <sup>7</sup> / <sub>8</sub> "	4 <sup>1</sup> / <sub>16</sub> "	5/32"	Trailmobile
1153666	1/2"	5"	5 <sup>1</sup> / <sub>4</sub> "	5/32"	Miner Hinges
1153667	3/8"	4 <sup>27</sup> / <sub>32</sub> "	5"	1/8"	Great Dane
1153668	1/2"	3 <sup>7</sup> / <sub>8</sub> "	4 <sup>1</sup> / <sub>8</sub> "	5/32"	Various

**Part Number 1016126**

**1404-2287**

Door Gasket - Steel Door



**Hinge Butts - Notched**

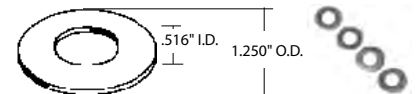
Part No.	Inside width	Height to hole center	
1010136	3.00"	1.38"	
1010150	4.25"	1.25"	
HB-1156-6	4.25"	1.38"	(Galvanized)
HB-1156-6-P	4.25"	1.38"	(Plain)
515-11-37-2	3.00"	1.56"	(Uses 5/8" pin.)
WCF003981-001	4.06"	1.18"	Fruehauf. Holes are .531". Base is 3/4".



**Nylon Hinge Bearing Washer**

**Part No. 1036612**

1/2" Hinge Pins.  
Use between bottom of hinge and hinge bracket.



**Hinge Butts - Straight**

Part No.	Inside width /	Height to hole center	
1010164	3.18"	1.00"	(Base is 1.188")
1010151	4.25"	1.25"	
4101483	2.88"	2.13"	
515-11-29	2.88"	1.56"	(Uses 5/8" pin.)
MP-087226	3.13"	.875"	
SK01330	3.25"	1.50"	



**Universal Hinge Bracket - 2 pc.**

**Part No. 1010156**

For any width hinge.  
For 1/2" diameter hinge pins, hole = .50"





**INTERMODAL CONTAINER - DOOR PARTS**

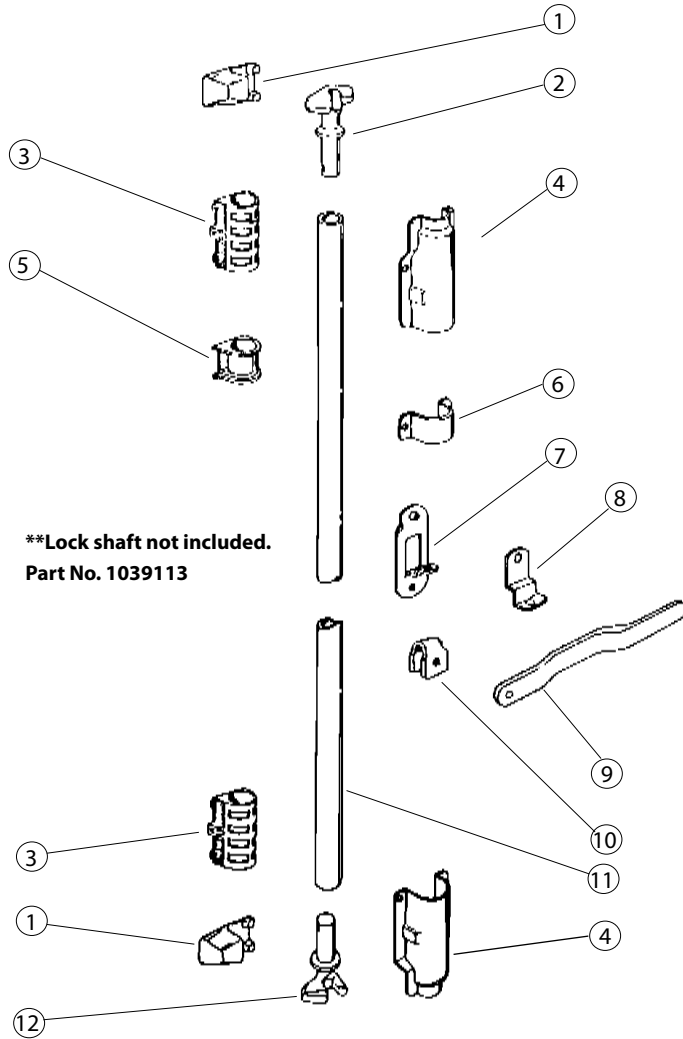
**Rear Door Lock Hardware Kit**

Zinc plating on all steel components  
Can be installed on RH or LH door.

**Part No. DL-BU-1**    **\*\*Lock shaft not included.**

**Parts List**

Item	Qty.	Description	Part No.
1	2	Keeper	<b>1064</b>
2	2	Rod end, top curbside	<b>4044</b>
3	2	Cam guide bearing	<b>4042PR</b>
4	2	Cam Guide	<b>4207</b>
5	2	Rod guide bushing	<b>4006PR</b>
6	1	Rod guide	<b>4005</b>
7	1	Seal plate	<b>4011</b>
8	1	Seal pin	<b>4012</b>
9	1	Lever handle	<b>4090</b>
10	1	Handle mount	<b>4208</b>
11	1	Lock Shaft**	<b>1039113</b>
12	1	Rod end, bottom curbside	<b>4043</b>



**\*\*Lock shaft not included.**  
**Part No. 1039113**

**Lock Shaft - Part No. 1039113**

1 3/8" O.D. Hot Dipped Galvanized Tubing.  
120 Inch Length.

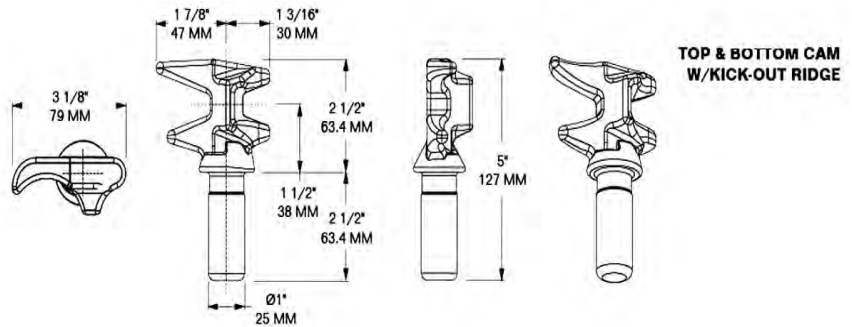


**Part Numbers**

**1016128 and 1016129**

1401-6968-L / 1401-6968-R

Top and Bottom cam  
with kick-out range

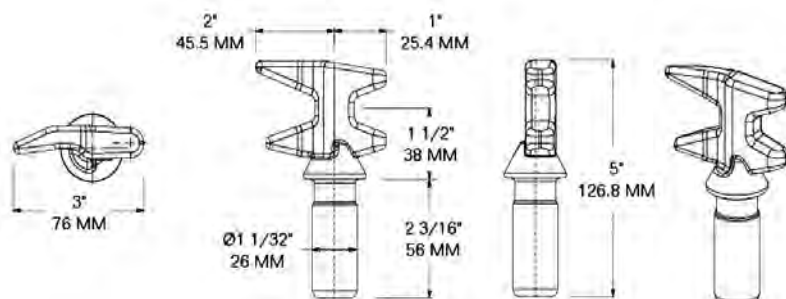


**Part Numbers**

**1016130 and 1016146**

1401-2194-L and 1401-2194-R

Lock Rod Cam - Bloxwich





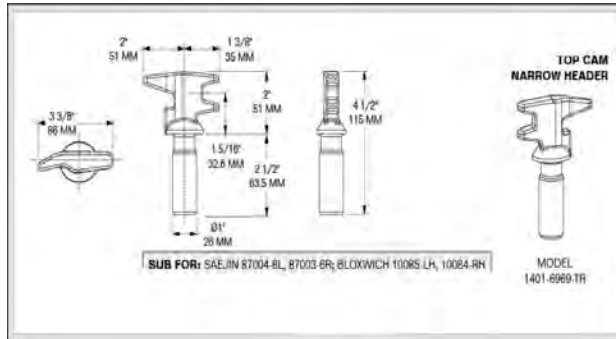
## INTERMODAL CONTAINER - DOOR PARTS

### Part Number

**1016133 / 1016134**

1401-6969-L / 1401-6969-R

Top Cam Narrow Header

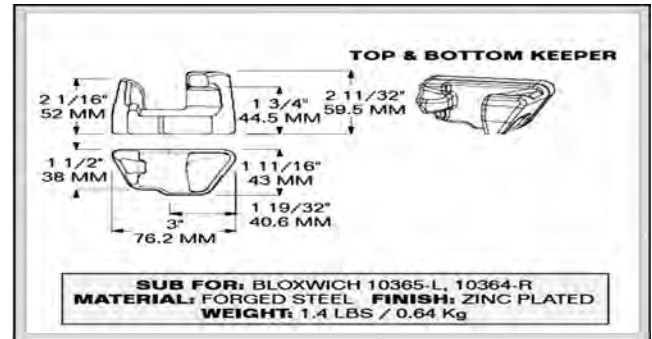


### Part Number

**1016136 / 1016138**

1401-2189-L / 1401-2189-R

Door Cam Keeper

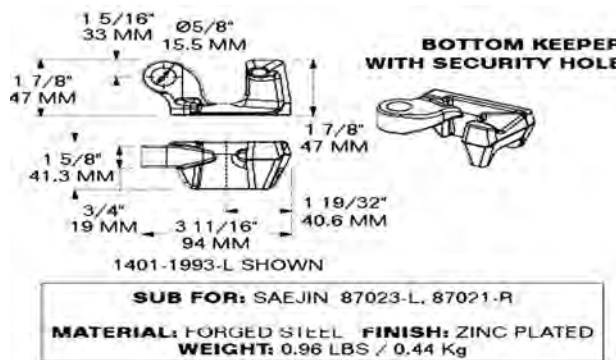


### Part Number

**1016140 / 1016142**

1401-1993-L / 1401-1993-R

Door Cam Keeper

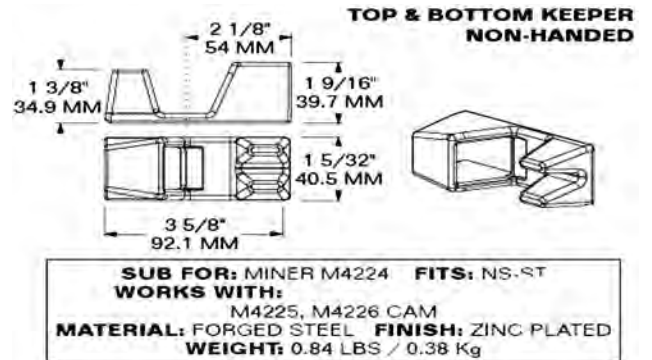


### Part Number

**1016144**

1401-2599

Bearing bracket - Long

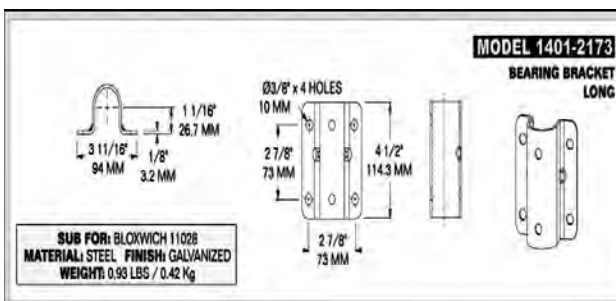


### Part Number

**1016154**

1402-2173

Bearing bracket - Long

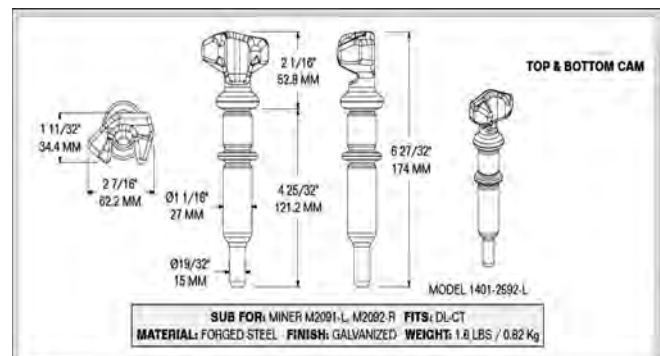


### Part Numbers

**1016132 and 1016148**

1401-2592-L / 1401-2592-R

Top and Bottom cam with kick-out



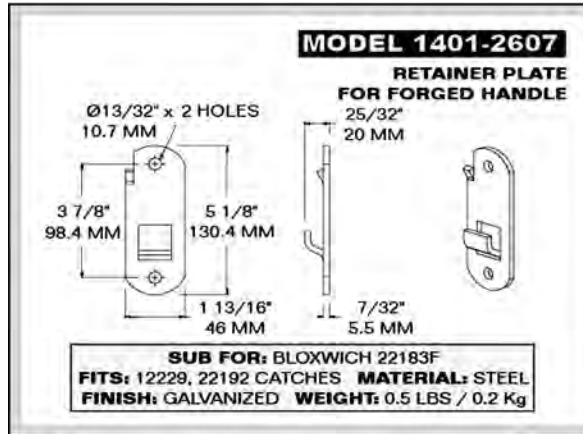


**INTERMODAL CONTAINER - DOOR PARTS**

**Part Number 1016150**

1401-2607

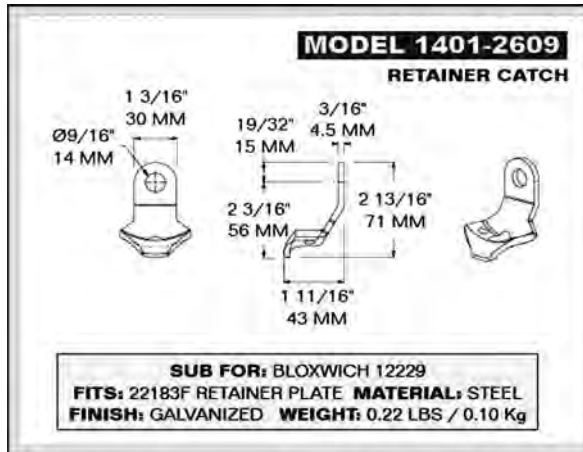
Retainer plate for forged handle



**Part Number 1016151**

1401-2609


Retainer catch



**Part Number 1016153**

1401-2180

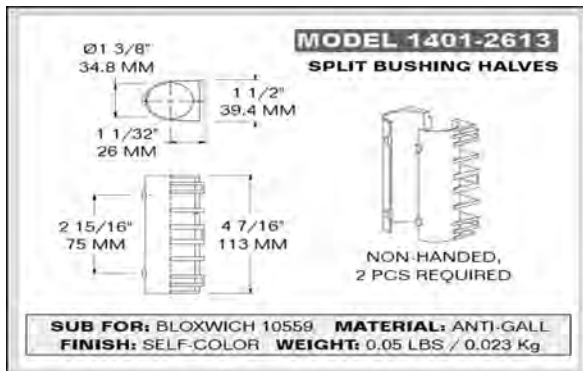
Forged handle standard type



**Part Number 1016155**

1401-2613

Split Bushing Halves



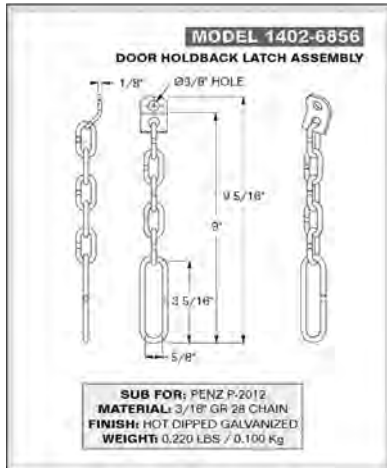


## INTERMODAL CONTAINER - DOOR PARTS

### Part Number 1310600

1402-6856

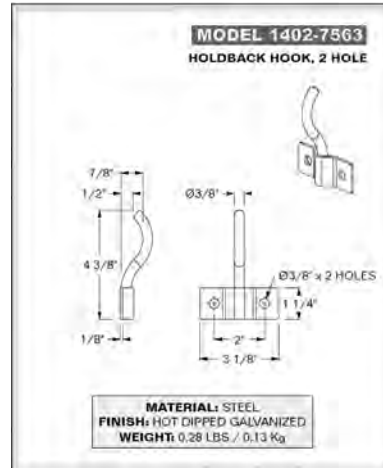
Door holdback chain assembly



### Part Number 1310601

1402-7563

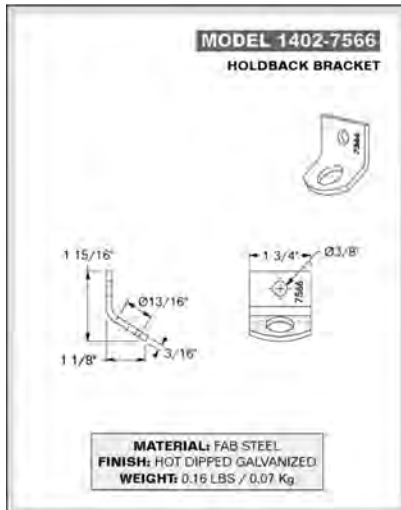
Holdback hook, 2 hole



### Part Number 1310602

1402-7566

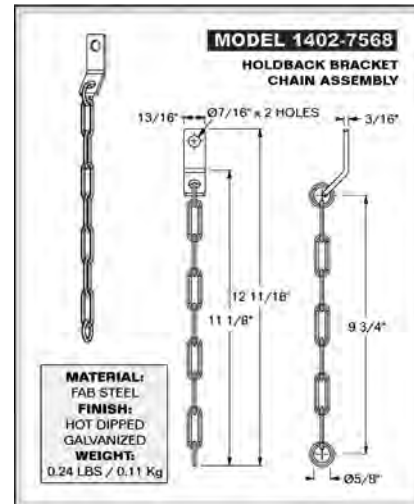
Holdback bracket



### Part Number 1310603

1402-7568

Holdback bracket chain assembly




### Part No. 1010149

(021-00051) Complete Kit

**Set chain, snap assembly, lap link, and anchor**

Approx. 7.5" from surface to clasp end.

.25" holes on 2.63" centers. Zinc plated.

**Set chain, snap assembly, lap link****Part No. 021-00050****Lap link only****Part No. 021-00053**

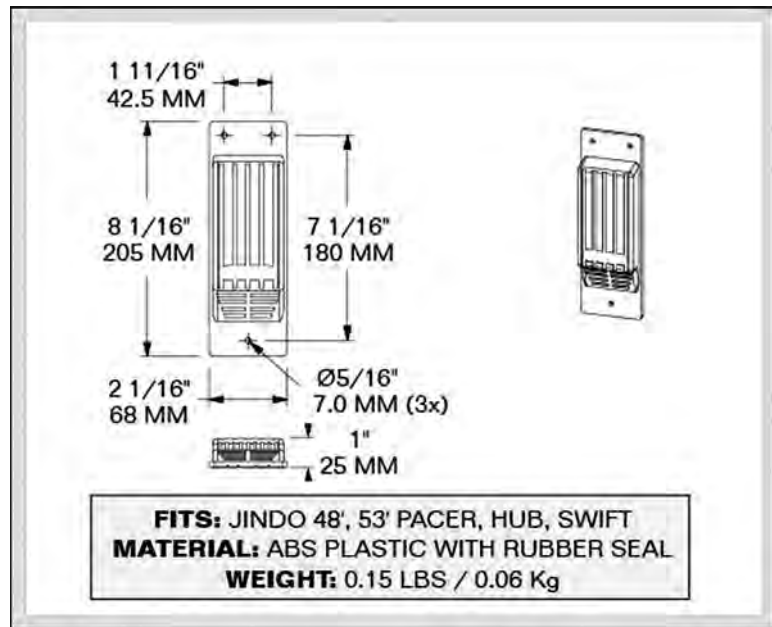


## INTERMODAL - MISC

### Part Number 1016152

4402-2278


Vent, plastic, with seal



### Part Number 1310525

4406-7377-KIT

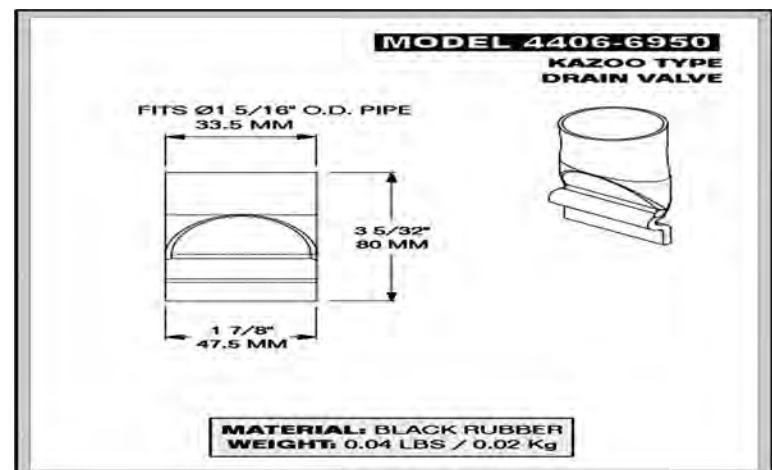
Drain Valve



### Part Number 1310526

4406-6950

KAZOO







**INTERMODAL - LANDING GEAR**

Part No.	Description
<b>743278</b>	SAF-HOLLAND gearside leg with 2x10x10 ow profile shoe and solid sand shoe axle. I-Beam mount. (Classic 2-shaft)
<b>743279</b>	Same as above, non-gear leg.
<b>A400-T18-17LH</b>	JOST gearside leg with 2x10x10 low profile shoe and solid sand shoe axle. I-Beam mount.
<b>A400-T18-17RH</b>	Same as above, non-gear leg. (19" travel also available)
<b>LG6503-72</b>	Holland Square body with 2" tall 10x10 sand shoe. 17" travel, universal
<b>LG6503-71</b>	Same as above, non-gear leg. (10 hole bolt pattern, 3-shaft)
<b>LG4003-72</b>	Holland Square body with 2" tall 10x10 sand shoe. 17" travel, universal
<b>LG4003-71</b>	Same as above, non-gear leg. (8 hole bolt pattern, 3-shaft)
<b>1013932-2</b>	Fleetcraft 2-shaft with 10x10 2.5" tall, low profile sand shoe. 16.87" travel, universal
<b>1013932-1</b>	Same as above, non-gear leg. (Classic 2-shaft)



Sandshoe Part No.	Pad Size	Ground to Axle Center	Gussets	Notes
<b>1011310</b>	10" X 10"	1-3/4"	None	LoPro. 7ga. w/patch




Sandshoe Axles Part No.	Description	Length	Comment
<b>1011223</b>	Sand Shoe Axle	8-1/2"	schedule 80
<b>1011223-HD</b>	Sand Shoe Axle	8-1/2"	schedule 160
<b>1011232</b>	Sand Shoe Axle	8-3/8"	Solid Axle



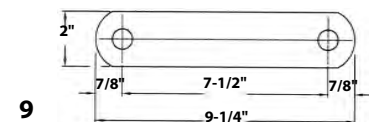
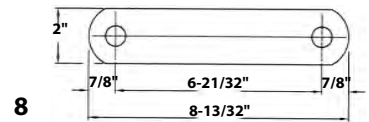
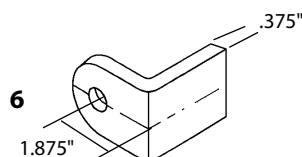
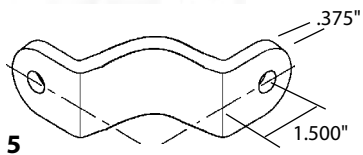
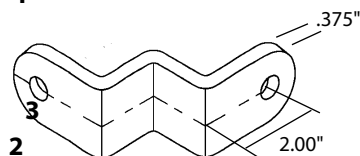
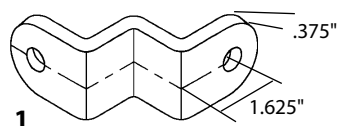
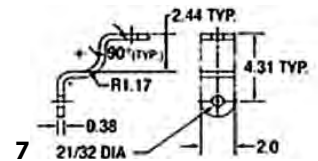
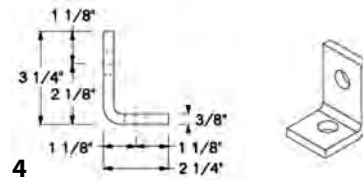
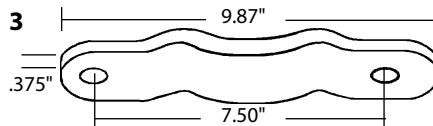
See Our Landing Gear Section for even more selections!

Part No.	Description
<b>1190043</b>	<b>Axle Housing</b>



**Brace Lugs**

Item	Part No.	Application
1	<b>J4890</b>	For Square Leg
2	<b>1190554</b>	For Square Leg
3	<b>1011242</b>	For Round Leg
4	<b>1013566</b>	3/8" 90°, 2 hole
5	<b>LG2790</b>	Holland Mark V (Includes 2 XA-V-1938 & 1 XB-LG0085 crank)
6	<b>1011244</b>	Universal
7	<b>C10108</b>	Jost 90°
8	<b>1011243</b>	Straight flat lug
9	<b>1011245</b>	Straight flat lug





## INTERMODAL - INCANDESCENT LIGHTING

**4" ST/T/T Incandescent Flange Mount Light-  
RED LENS. with pigtail clip.**

**Part No. TL40229R**

Trucklite (Without pigtail clip)

**Part No. PM424R**

Peterson

**Part No. 9790043** with pigtail clip

**Part No. 9780043** without pigtail clip

Optronics / Fleetcraft

**Same as above with**

**Orange Flange for TRAC**

**Part No. 9780063**

Optronics / Fleetcraft



**TruckLite**

**PETERSON**  
Vehicle Safety Lighting Systems and Accessories

**FLEETCRAFT**®  
QUALITY PARTS FOR THE TRUCKING INDUSTRY

**optronics**

**2.5" Marker Incandescent Flange Flush  
Mount Light. RED or YELLOW LENS**

**Part No. TL10215R / TL10215Y**

Trucklite

**Part No. PM143FR / PM143FA**

Peterson

**Part No. 9780054 / 9780055**

Optronics / Fleetcraft



**2" Marker Incandescent Flange Flush-  
Mount Light. RED or YELLOW LENS**

**Part No. TL30221R / TL30221Y**

Trucklite

**Part No. PM140FR / PM140FA**

Peterson - Reflex Lens

**Part No. 9780025 / 9780026**

Optronics / Fleetcraft

**Same as above with Orange  
colored flange for TRAC.**

**Part No. 9780035 / 9780036**

Optronics / Fleetcraft



**License Light Kit - with bracket**

**Part No. TL15011**

Trucklite

**Part No. 9780045**

Optronics / Fleetcraft



**Pigtail for Marker Lights**

**Part No. TL94902**

Trucklite

**Part No. 9790403**

Optronics / Fleetcraft



**License Light - light only**

**Part No. TL15208**

Trucklite

**Part No. 9780053**

Optronics / Fleetcraft



**Pigtail for 4" Stop/Turn/Tail (ST/T/T)**

**Part No. TL94926**

Trucklite

**Part No. 9790402**

Optronics / Fleetcraft





## INTERMODAL - LED LIGHTING

**4" ST/T/T LED Flange Mount Light-  
RED LENS. With pigtail clip.**

**Part No. TL44322R**

Trucklite - Six (6) Diode

**Part No. PM824R**

Peterson - Single (1) Diode. "Camo Light"

**Part No. 9890043**

Optronics / Fleetcraft - Single (1) Diode

**Same as above with Flange for TRAC**

**Part No. 9890042**

Optronics / Fleetcraft - weathertite plug



**2" Marker LED Flange Flush Mount  
Light. RED or YELLOW LENS**

**Part No. TL30051R / TL30051Y**

Trucklite - multi diode. And includes plug

**Part No. PM190FR / PM190FA**

Peterson - Reflex Lens

**Part No. 9890111 / 9890112**

Optronics / Fleetcraft -

Single (1) Diode. Light only.

**Part No. 9890025 / 9890026**

Optronics / Fleetcraft -

Five (5) Diodes. Light only.

**Same as above, with pigtail  
clip, for TRAC.**

**Part No. 9890027 / 9890028**

Optronics / Fleetcraft



**2.5" Marker LED Flange Flush Mount  
Light. RED or YELLOW LENS**

**Part No. TL10051R / TL10051Y**

Trucklite - multi-diode pattern.

Includes plug.

**Part No. PM175FR / PM175FA**

Peterson - Reflex Lens

**Part No. 9890113 / 9890114**

Optronics / Fleetcraft -

Two (2) Diodes.

Light only.



**Pigtail for LED Marker Lights**

**Part No. TL94862**

Trucklite

**Part No. 9790404**

Optronics / Fleetcraft



**Pigtail for 4" LED Stop/Turn/Tail (ST/T/T)**

**Part No. TL94707**

Trucklite

**Part No. PM431-491**

Peterson

**Part No. 9790402**

Optronics / Fleetcraft



**License LED Light Kit - with bracket**

**Part No. TL15040**

Trucklite (less pigtail)

**Part No. 9890047**

Optronics / Fleetcraft  
(less pigtail)



**License Light - with adaptor plug**

**Part No. TL15205**

Trucklite - with adaptor plug

**Part No. 9890048**

Optronics / Fleetcraft  
Light only.

**Part No. 9890110**

Optronics / Fleetcraft  
Assembly. Mini LED.





**INTERMODAL - MISC. LIGHTING**

**ABS fault indicator Incandescent yellow light**

**Part No. TL30257Y**  
 Trucklite -  
 Grommet mount only  
**Part No. 9792001**  
 Optronics / Fleetcraft  
 Recess Flange mount



**ABS fault indicator LED yellow light**

**Part No. TL30271Y**  
 Trucklite -  
 Grommet mount only  
**Part No. 9892001**  
 Optronics / Fleetcraft  
 Recess Flange mount



**Mid-Turn LED flange mount yellow light**

**Part No. TL60272Y**  
 Trucklite -

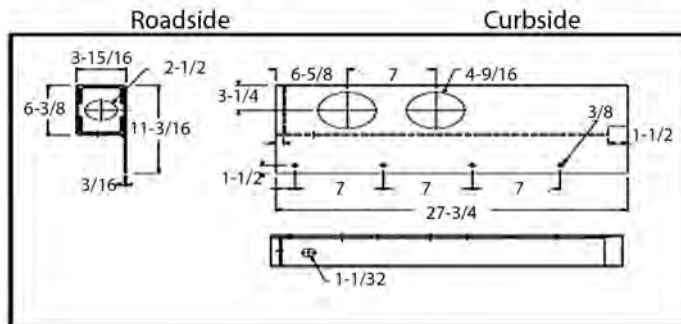
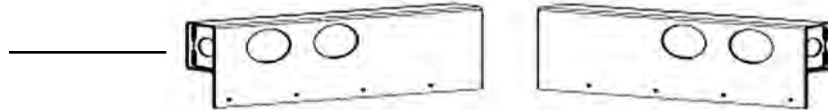


**Part Number 1310700**

Curbside Light Box.

**Part Number 1310701**

Roadside Light Box.



**Part Number B162-093**

Pigtail Retaining Clip



**Part Number 9790569**

Conspicuity tape with TRAC® logo. (On the Red.)  
 2" x 150'. (Optronics)  
 6" red / 6" silver.  
 7 year rated tape.



**Part Number 9790960**

Document holder. For TRAC.  
 Round poly body. Yellow.  
**Part Number 9790980**  
 Document holder.  
 Round poly body. Gray.



**Part Number 1012566**

Conspicuity tape. (963 series)  
 2" x 150'.  
 11" red / 7" white.  
 5 year rated tape.



Twist off cover. Lid includes cable attachment.  
 Optronics / Fleetcraft

**Part Number TL97960**

Document holder.  
 Round poly body. Gray.  
 Twist off cover. Trucklite





# TAPE PRODUCTS

**INSULATION TAPE / PROTECTIVE TAPE** is a transparent tape used to help prevent the corrosion that occurs when aluminum and steel are joined. Use between steel crossmembers and aluminum rails or anywhere aluminum and steel come together. 1.6 mil thickness.

**4" Wide Part No. 1100865** (18/case)  
**6" Wide Part No. 1100866** (12/case)



### Aluminum Repair Tape

Aluminum foil face with adhesive sealant on back. Use on roof or sidewall repair.

Part numbers describe size in width (inches) and length (feet).

**Part No. 3X50**  
**Part No. 4X50**  
**Part No. 4X50WH (White)**  
**Part No. 6X50**



A **self adhesive tape** for sealing the seams where trailer side panels overlap. 1/8" x 7/8" x 75'.

**Part No. 1059611**  
(20/box)



### Foil Tape

**4X30 Foil Tape**  
**Part No. 700-99-186**  
**6X30 Foil Tape**  
**Part No. 700-99-193**



Adhesive Tape  
3/64"x 3/4"x 200' Roll  
**Part No. 50-71-105B**



### General Purpose Masking Tape.

2" Wide  
60 yard roll.  
**Part No. 1100900**



A 100% solid cross linked **Butyl Tape**. It never hardens or loses its flexibility. Exceptional resistance to weathering and temperature extremes. 1/16" X 3/4".

16-100' rolls per case.  
**Part No. 1059610**



**Duct Tape**  
2" x 60 yards.  
**Part No. 1100901**  
(24 / case)



**Foam Panel Sealing Tape**  
1/16"x 1/4"x 200' Roll  
**Part No. 50-109-13-1**  
3/32"x 3/4"x 100' Roll  
**Part No. 700-99-550**



**Pipe Thread Tape**  
1/2" x 7 yards  
**Part No. 1100902**  
(200 / box)



**Scotch® Super 33+ Vinyl Electrical Tape**  
**Part No. SUPER33**  
Professional use 7-mil, flame retardant, weather resistant tape. -18°C to 105 °C. 3/4" x 66 ft.



**Electrical Tape**  
3/4" x 60 feet  
**Part No. 10200ET**  
(10 in a sleeve)





## SEALANTS AND ADHESIVES

### Aluminum Roof Seal

**Manus 65B** Paint Grade  
4-1 gallon cans per case.

**Part No. 1013474**

Manus Bond 65-B is one component brush grade neoprene based sealant. 65-B demonstrates excellent adhesion, weather resistance and sealant properties to aluminum, wood, fiberglass, concrete and many plastics. 65-B will dry quickly to form a tough durable seal and retain it's flexibility for years.



**MANUS**  
PRODUCTS, INC.

### Aluminum Roof Sealant

**Manus-Bond 65C**

Brush grade  
4-1 gallon cans per case.

**Gray: Part No. 1013478**

Manus-Bond 65-C is a one component neoprene sealer which demonstrates excellent adhesion, weather resistance and sealing properties to concrete, mortar, aluminum, wood and many plastics. Will dry quickly to form a tough durable seal and retain its flexibility for years.



**MANUS**  
PRODUCTS, INC.

### Roof Coating

Black plastic cement.  
Sealing mastic.  
4-1 gallon cans per case.

**Part No. 1013475**

**TRUCO** INC.



### Quick Dry Roof Seal

**Manus-Bond 65H**

4-1 gallon cans

**Gray: Part No. 1013479**

Needs no primer.

Adheres to stainless steel, bare aluminum, wood, and other nonferrous metals. Exceptionally resistant to weathering and temperature extremes.



**MANUS**  
PRODUCTS, INC.

### Brush Grade Aluminum Coating

Covers 50-100 square feet over uncoated metal roofs.  
4-1 gallon cans per case

**Part No. 1013476**

**TRUCO** INC.



### GEOCEL - 2010™ Brushable

Elastomeric Copolymer Sealant:  
May be applied at any working temperature. 0° to 120° F.  
Tack free time 48 hours.  
Semi-self-leveling.  
Excellent adhesion to metal, concrete, and wood.

4-1 gallon cans. Aluminum color.

**Part No. GEO60702** **Geocel**

Transportation  
Sealants & Adhesives



### Seal-Gap

Seals seams, rivets, patches and skylights.  
Applies to wet or dry surface.  
Non-hardening rubber base.  
Can be painted.

New improved formula.

4-1 gallon cans per case

**Part No. 1013477**



**GeoBond®** Roof Repair is a single-component, brushable elastic sealant with rubber-like flexibility. An ideal solution for small-area roof leaks and will stop leaks quickly, even in damp conditions.

**Part No. GEO70200** (Clear)

**Part No. GEO70202** (Alum)





**ADHESIVES AND SEALANTS**

**Caulking Gun  
Part No. 1100800**



**Manus 25AM**

Manus-Bond 25-AM is a fast cure, high strength adhesive/sealant. 25-AM is highly weather resistant and can be painted with most paints. Non-yellowing.

36 - 10.3 oz. cartridges per carton

**Part No. 1100825      Gray**

**Manus 65A Adhesive Sealant**

Bonds to most any substrate surface. Firm skin forms in approximately 3 minutes, with 15 minutes to reposition surfaces.

36-11 oz. cartridges per carton

**Part No. 1100846      White**

**Part No. 1100845      Gray**

**Manus 30A**

A one component air drying synthetic rubber based sealer. It exhibits excellent weather resistance, sealing capabilities, adhesion to steel, aluminum and wood and retains its flexibility for years.

36-11 oz. cartridges per carton

**Part No. 1100856      White**

**Part No. 1100857      Alum**

**Manus 73A Silicone Rubber Sealant**

A one component room temperature curing silicone elastomeric sealant and adhesive. May be applied to most substrates. Exceptionally resistant to weathering and temperature extremes.

24-10.1 oz. cartridges per carton

**Part No. 1190161      Clear**

**Part No. 1190162      White**

**Part No. 1190163      Alum**

**Part No. 1190168      Black**



**Manus 75AM Fleet-Bond Adhesive Sealant**

Excellent adhesion to many substrates including aluminum, brass, steel, glass, mortar, granite, marble, wood and many plastics. Cures fast over a wide range of temperatures. Non-yellowing. Can be painted with most paints. Contains no solvents; has minimal shrinkage. Conforms to Federal Specification TT-S-00230C, Class A and ASTM C920, Class A. (75-AM)

36-11 oz. cartridges per case

**Part No. 1100852 White**

**Part No. 1100851 Gray**

**Part No. 1100854 Bronze (24/case)**



**Manus-Bond 501-A**

Formulated with a blend of the strongest and most flexible synthetic rubbers. Excellent weather resistance and sealing properties.

36-11 oz. cartridges per carton

**Part No. 1100843 White**

**Part No. 1100844 Gray**



**Sikaflex® -221**

One of the most popular polyurethane sealant adhesives in the world. Adheres to steel, fiberglass, wood, aluminum and a wide variety of other substrates. (24 - 10.3 U.S. fluid ounce tubes per carton.)

**Part No. 221-241 (white)**

**Part No. 221-242 (gray)**

**Part No. 252-241 (white) (252 Series)**



**North America's Premier Adhesive / Sealant**

Bonds virtually all types of metal, plastics, masonry and concrete. Use as adhesive or high performance sealant.

24-11 oz. cartridges per carton.

**Part No. 1100848 Gray**

**Part No. 1100849 White**

**Part No. 1100850 Super White**



**Silaprene®**

**Silaprene Transportation Adhesive / Sealant**

A flexible product that provides good adhesion and an excellent seal in applications that do not require the high strength properties of North America's Premier adhesive / sealant.

12-10 oz. cartridges per carton.

**Part No. 1100417 Gray**

**Part No. 1100419 White**



**Silaprene®**

**Silaprene SolidSeal**

A one-component polyurethane product that cures to form a permanently flexible seal on a wide variety of materials. SolidSeal provides excellent adhesion for many bonding jobs such as adhering trim pieces and bonding interior plywood to wood, steel and aluminum frames and walls.

12-10 oz. cartridges per carton.

**Part No. 1100415 Gray**

**Part No. 1100416 White**





## KEY POLYMER FLOOR RESTORE

# KEY POLYMER

CORPORATION

### Truck and Trailer Floor Restoration Products

**Key Polymer Floor Restore** is the ONLY alternative to expensive sectioning or complete replacement of wood truck and trailer floors.

#### Flexible yet Tough Epoxy System:

Key Polymer restoration products are lightweight, flexible epoxy systems that fills gouges, small cracks, and delaminations and waterproofs the entire floor.

~It reinforces the wood and is tough enough to stand up to the most punishing cargos.

~Key Polymer Floor Restore is safe enough for USDA incidental food contact compliance and is 100% solids with no VOCs so it meets today's safety and environmental concerns.

#### Seals, Protects and Improves While Safely Reducing Operating Costs:

- Easy to apply, a typical application taking less than two hours.
- Extends the service life of your truck or trailer and reduces operating costs.
- Reduces costly personal injuries and cargo damage claims.
- Seals and protects your new truck or trailer floor as well as restores old floors.

*Depending on floor condition, one kit will cover a 48 foot, or 53 foot 102" wide floor.*

**Part No. EC1055AB (48')**

**Part No. EC53AB (53')**



Includes  
Squeegee!  
18" to get  
the job done  
with ease!

### FRP Quick Patch Epoxy

Repairs FRP sidewalls and plastic reefer liners. Small damage easily repaired to prevent structure damaging rot. Comes w/ gloves, scraper, stir stick and A and B compound.

**Part No. QP300-QT**

# Quick Patch

WHITE EPOXY



# KEY POLYMER

## CrackFiller

KEVLAR® Reinforced

### Crack Filler

Key Epoxy Crack Filler is used whenever a damaged floor is being prepared for restoration with Floor Restore. Crack Filler is specifically designed to fill deep gouges and holes that run through the trailer floor showing daylight. Comes with gloves, scraper, stir stick and A and B compound.

One quart unit:

**Part No. FP100-QT**

3-1 quart unit pack:

**Part No. FP100-BULK (3)**



KEY POLYMER

# FLOOR RESTORE

THE ORIGINAL





# FROTH-PAK® POLYURETHANE FOAM SYSTEMS

## FROTH-PAK®



**Density (PCF)**      **Theoretical Yield\***      **Part No. FP12KIT**  
 1.75                      12 Board feet  
                                   1 Cubic Foot

**Contents**  
**FROTH-PAK 12 Kit Standard:**      **12 Kit**  
**308900**  
 1 A can  
 1 B can  
 2 spray nozzles with 24" hoses,  
 1 pinch clamp per kit



**Density (PCF)**      **Theoretical Yield\***      **Part No. FP200**  
 1.75                      200 Board feet  
                                   16.6 Cubic Foot

**Contents**  
**FROTH-PAK 200 Kit:**      **200 Kit**  
**307244**  
 1 A and 1 B Cylinder  
 6 NS Spray Nozzles  
 4 GG Spray Nozzles  
 1 7 1/2' Gun Hose Assembly (GHA)  
 1 wrench  
 1 Petroleum Jelly Packet



**Density (PCF)**      **Theoretical Yield\***      **Part No. FP620**  
 1.75                      620 Board feet  
                                   50 Cubic Foot

**Contents**  
**FROTH-PAK 620A:**      **1 A Cylinder**  
 308273  
**FROTH-PAK 620B:**      **1 B Cylinder**  
 308261  
**INSTA-FLO GHA-15:**      **10 NS Spray Nozzles**  
 158398                              **1 15' Gun Assembly (GHA)**  
     **1 wrench**  
     **1 Petroleum Jelly Packet**



Nozzle - Standard spray  
 25 pieces per pack.  
 Sold Per Pack.  
**Kit No. 259219**



Nozzle - Fan Spray Style  
 25 pieces per pack.  
 Sold Per Pack.  
**Kit No. 259216**



Replacement Gun Assembly.  
**Kit No. 158336**



\*The theoretical yield listed has become an industry standard for identifying certain sized of two components kits in relation to their general output of mixed foam. Theoretical yield would be perfect in laboratory conditions, without taking into account loss of blowing agent, off-ratio foam, varying temperature and humidity conditions and other impacters on the ability to obtain optimum foam reproduction from liquid chemical in the kits. You will no doubt obtain less than the theoretical yield amount.



## CYCLO HEAVY DUTY PRODUCTS - CLEANERS

### Carb Clean Pro Strength Fast Gum Cutter™

- Powerful solvent spray removes varnish, carbon & dirt.
- Cleans to restore power & fuel economy.
- Cleans throttle plate area of fuel injected vehicles, vacuum piston, cylinder and PCV valve. 12 12.5 oz. cans/case.

**Part No. C-1**



### Glass Clean™ Extra Strength Foam

- Safe for window tinting film
- Cuts grease, grime & nicotine film
- Contains no ammonia
- No run foam spray

12-19 oz. cans per case  
**Part No. C-331**



### Heavy Duty Engine Cleaner and Degreaser

- Penetrating solvent formula
- Quickly removes grease & grime
- Spray on, hose off

12-16 oz. cans per case  
**Part No. C-30**



### Battery Cleaner & Acid Leak Detector

- Cleans & helps protect battery terminals, clamps, connectors, cables & carriers
- Removes corrosion
- Locates and identifies acid leaks
- Extends battery life

12-12 oz.  
cans per case  
**Part No. C-120**



### Brake and Parts Cleaner

- Excellent cleaner
- Metal surfaces, CV joints, clutches, brakes.
- Non-Chlorinated.  
Note: This formula is flammable.

12-14 oz cans per case.  
**Part No. C-108C**



### All-Purpose Foam Cleaner

- Vinyl, carpet, fabric, plastic.
- Cleans and restores color and appearance.
- Deep-cleaning foaming action.
- Spray-on - wipe off

12-18 oz. cans per case  
**Part No. C-392**



### Brake & Parts Clean Pro Strength Non-Chlorinated

- Extra fast dryer and super strong cleaner
- Eliminates chlorinated solvent concerns in waste oil disposal

Note: This formula is flammable  
12-15 oz. cans per case  
**Part No. C-111C**





## CYCLO HEAVY DUTY PRODUCTS

### Break • Away Fast Penetrating Oil & Lubricant

- Penetrant & super lubricant
- Breaks loose rusted joints & bolts
- Controls rust, corrosion & squeaks
- Contains no silicone

12-13 oz. cans per case  
**Part No. C-10**



### White Grease Lithium Plus Teflon Unique liquefied blend of greases - penetrates, then solidifies

- Long lasting
- Stays pliable
- Reduces wear
- Stops Squeaks
- Great for hinges, latches, sliding cables, etc.

12-11 oz. cans per case

**Part No. C-34**



### Battery Protector

- Protective red-colored coating prevents corrosion
- Soft pliable formula flows into cracks and crevices for maximum protection
- Extends battery life

12-11 oz.  
cans per case  
**Part No. C-121**



### Power Steering Fluid

- Help stop leaks and squeaks
- Smooth year-around performance
- Protects against wear

12-32 oz.  
bottles per case

**Part No. C-28**



### Undercoating

- Rubberized. Professional Looking Textured Finish
- Fights rust
- Soundproofs
- Quick drying
- Restores protection

12-17 oz. net wt.

cans per case  
**Part No. C-35**



### Super Penetrant

- Loosens, cleans & lubricates rusted nuts, bolts and parts FAST.
- Penetrates instantly.
- Contains no silicone.
- NSF Certified.

12-11 oz. net wt.

cans per case  
**Part No. C-400**



### Heavy Duty Silicone Spray -40 to +400 Deg. F

- Superior dry lubrication for metal, rubber, plastic
- Conditions and protects metal and rubber parts
- Seals out moisture
- More active silicone than many other brands
- Great for hinges,

12-10 oz. cans per case  
**Part No. C-33V**



### Brake Fluid

- Formulated for disc and drum brakes
- Mixes with all DOT 3 brake fluids
- High-temp formula 450° F min. dry boiling point

12-32 oz. bottles  
per case  
**Part No. C-56**



### Chain and Cable Lube Penetrates, Coats, Protects & Preserves

- O-ring safe
- Reduces friction and wear with a unique blend of lubricants fortified with molybdenum disulfide and graphite
- Foams on to stay in place then penetrates to provide maximum protection.

12-11.5 oz. cans / case  
**Part No. C-661**





## LUCAS OIL® PRODUCTS

**Lucas Heavy Duty Oil Stabilizer** is the #1 heavy duty and high performance oil supplement in the U.S. It eliminates dry starts and resists thermal breakdown for total protection in new engines. It raises oil pressure, adds lubricity, lowers oil temperatures and stops leaks. It also extends oil life by at least 50%. Use it in any manual transmission or differential to stop wear, leaks, heat, noise, and hard shifting. It safely blends with all petroleum products, even synthetics.

Part No.	Description
<b>L10001</b>	Heavy Duty Oil Stabilizer Quart 12 / box
<b>L10002</b>	Heavy Duty Oil Stabilizer Gallon 4 / box



### Synthetic Oil Stabilizer:

Part No.	Description
<b>L10130</b>	Synthetic Oil Stabilizer Quart 12 / box
<b>L10131</b>	Synthetic Oil Stabilizer Gallon

**Lucas UCL Fuel Treatment** is formulated for gasoline, diesel and LPG engines. It contains no harmful solvents or alcohol. This product is a blend of heat resistant, super slick oils and additives with a high detergent action that cleans and lubricates the fuel system. Used in diesel engines to neutralize the harmful effects of ultra low sulfur diesel fuel. This product will raise MPG.

Part No.	Description
<b>L10003</b>	Fuel Treatment for Diesel Quart 12 / box
<b>L10013</b>	Fuel Treatment for Diesel Gallon 4 / box
<b>L10020</b>	Fuel Treatment for Diesel 5.25 Ounce 24 / box



**Lucas Red "N" Tacky** is a smooth, tacky, red lithium 12HO grease fortified with a high degree of extreme pressure additives that give a TRUE Timken load much higher than other greases of this type. It stays in U-joints and resists wash-out, making it the perfect truck grease. It exceeds OEM "Lube For Life" specifications.

Part No.	Description
<b>L10005/10</b>	Red 'N' Tacky Grease 14.5 Ounce 10 / box



**Lucas Power Steering Stop Leak** is effective at removing hard spots and tightness in worn rack and pinions. Compatible with all power steering fluids.

Part No.	Description
<b>L10008</b>	Power Steering Stop Leak 12 ounce 12 / box
<b>L10011</b>	Power Steering Stop leak Quart 12 / box



**Lucas Power Steering Transmission Fix** cleans and lubricates sticking valves for proper shifting and controls heat and foaming.

Part No.	Description
<b>L10009</b>	Transmission Fix 24 ounce 12 / box



Part No.	Description
<b>L10030</b>	Fifth Wheel and Slider Lube 16 Ounce 12 / box



Part No.	Description
<b>L10043</b>	SAE 80W-90 Heavy Duty Gear Oil Quart 12 / box

Part No.	Description
<b>L10088</b>	Stop Leak Hub Oil Quart 12 / box
<b>L10279</b>	Oil Stop Leak Gallon 12 / box



Part No.	Description
<b>L10070</b>	Air Tool Lube - Tool Box Buddy 2 ounce 18 / box
<b>L10216</b>	Air Tool Lube - Tool Box Buddy Pint 12 / box
<b>L10392</b>	Tool Box Buddy (Aerosol) 11 ounce 12 / box



**Lucas X-TRA Heavy Duty Grease** completely recovers after being extremely overheated. All of the properties of Red "N" Tacky, and lasts up to four times longer than conventional lithium grease.

Part No.	Description
<b>L10330</b>	X-TRA Heavy Duty Grease 1 LB. Tub 12 / box
<b>L10301</b>	X-TRA Heavy Duty Grease 10 / box



## MYSTIK® LUBRICANTS

### Mystik® JT-6® High Temp, Low Temp and Multi-Purpose Greases NLGI Certified GC-LB, NLGI No. 2



**Mystik® JT-6® Hi-Temp Grease** is an extremely versatile performer that is highly recommended for disc brake wheel bearings and is specifically approved for use in universal joints. Provides excellent protection for heavily loaded industrial, mining, and construction applications. Meets the highest performance categories of Automotive Grease Classification Systems.

JT-6 HIGH TEMP	Part No.	Container	Case Qty.
	1412016	14 oz. Cart.	10
	1412017	120 lb. Keg	1
	1412023	35 lb. Keg	1



**Mystik® JT-6® Multi-Purpose Grease** is our most water resistant and water insoluble product. Light-colored, low staining, and has a very low oil separation rate. Provides excellent anti-seize protection under high loads. Stays in place better than most other greases. It is fully rust and oxidation inhibited.



JT-6 MULTIPURPOSE	Part No.	Container	Case Qty.
	1412018	14 oz. Cart.	10
	1412019	120 lb. Keg	1
	1412022	35 lb. Keg	1
<b>Spray Grease</b>			
	1412020	10.5 oz. Can	12



**Mystik® JT-6® LO-Temp Grease** is Superior Multi-Purpose, EP Lubricant with Out-Standing Low Temperature Properties. Excellent water resistant, anti-wear and rust corrosion protection. JT-6 Low-Temp is especially recommended for extremely low to medium temperatures where friction and good flow at low temperatures are required.



JT-6 LOW TEMP	Part No.	Container	Case Qty.
	1412045	14 oz. Cart.	10





**MYSTIK® LUBRICANTS**

**JT-7 Multi-Purpose Gear Lubricant**

**Mystik® JT-7® Multi-Purpose Gear Lubricants**

can take the heat and continue to provide superior EP protection. These gear lubricants exceed the performance requirements of the latest axle and non-synchronized manual transmission specs with exceptional durability under high temperature conditions. Minimum gear wear, excellent deposit control and improved rust and corrosion protection under extreme service conditions. Recommended for all automotive and heavy duty axle service including break-in, add-to or make-up, drain and refill, competition service, and service fill for limited slip axles.

**For API Gear Lubricant Service:  
GL-2, GL-3, GL-4, GL-5,  
GL-5+LS, GL-6, MT-1**

API Service MT-1 performance denotes lubricants intended for non-synchronized manual transmissions used in buses and heavy duty trucks.

**JT-7 Multi-Purpose SAE  
80W-90**

**Gear Lubricant JT-7**

**AGMA Lubricant No. 4 EP  
Case**

Part No.	Container	Qty.
1412011	Quart.	12
1412009	35 lb. Keg	1
1412008	120 lb. Keg	1



**JT-7 Multi-Purpose SAE  
85W-140**

**Gear Lubricant JT-7**

**AGMA Lubricant No. 4 EP  
Case**

Part No.	Container	Qty.
1412015	Quart.	12
1412013	35 lb. Keg	1



**JT-7**  
Multipurpose 75W90  
120 lb. container  
**Part No.1412042**  
Synthetic Blend 75W90  
Quart  
**Part No.1412044**

**Mystik® JT-8® Synthetic Blend Super Heavy Duty Engine Oil**

A value-added synthetic blend lubricant with a carefully balanced additive system and premium base stock that gives outstanding deposit control. Recommended for commercial over-the-road fleets, construction equipment, buses, automobiles.

**Benefits:**

- Sludge, varnish, and control wear are minimized under the most severe service conditions.
- Provides superior soot-handling and wear protection.
- Helps to maintain long-term low emission performance.
- Offers superior high temperature protection.
- Easier starting and rapid oil flow in cold weather.



**Mystik® JT-8®  
Super Heavy Duty  
Engine Oils  
For API Service  
CG-4, CF-4, CE,  
CF-2, CD-ii, CF/SH\***

\*In appropriate viscosity grades

Part No.	Description	Container
1412031	15W-40	Quart
1412004	15W-40	2 Gallon
1412007	15W-50	2 Gallon



**Mystik® ATF Transmission Fluid  
Dexron/Merc, 1 quart.  
Part No. 1412033**



## CHEMICALS TO WEATHER THE ELEMENTS

### Air Brake Antifreeze and rust inhibitor. -Complete Winter Protection!

**Quarts - Part No. 1010060**

12 Per Case

**Gallons - Part No. 1010061**

6 Per Case



### Starting Fluid for Gasoline & Diesel Engines

**Part No. 1010053**

Effective to 65F degrees below zero.

45% ether for quick starting of cold engines.

Meets D.O.T. regulations.

11 ounce net weight can - 12 cans Per Case .



### PB BLASTER

Quickly breaks loose the surface tension of frozen parts and protects against further rust and corrosion.

11oz. Penetrating Catalyst.

12 cans per case.

**Part No. PB16**



### Winter Pow-R Plus Diesel Fuel Treatment

ULSD compliant.

Prevents gelling of diesel fuel.

Prevents ice crystal formation.

Helps enhance cetane.

Treats 250 gallons.

**Part No. 202032** Quarts, 12/CASE



### ANTIFREEZE - Extended Life Coolant

Shell Rotella ELC. Concentrate.

Gallon Size. 6 / Case.

**Part No. 1010056**



### ANTIFREEZE / COOLANT

**Our Antifreeze** is a universal ethylene glycol formulation that meets the low silicate requirements of diesel engines. When a 50/50 mix of antifreeze and water is used to fill the system, this will give the vehicle a freeze protection of  $-34^{\circ}\text{F}$  ( $-37^{\circ}\text{C}$ ), which is the recommended temperature of most major vehicle manufacturers. Be sure to check the owner's manual.

**Part No. 1010054** One Gallon Size

**Part No. 1010055** 55 Gallon Barrel! -Extra Savings!!

### Anti-Gel Fuel Treatment

No blending with No.1 diesel or kerosene is needed to achieve maximum cold weather protection. The cetane improver provides up to 4 numbers of cetane boost.

Prevents fuel gelling in temps below  $-40^{\circ}\text{F}$ .

**Part No. 01025-12** 32 oz - Treats up to 100 gallons  
1-400 gallon treatment ratio.

**Part No. 01080-06** 80 ounce -Treats up to 250 G.  
1-400 gallon treatment ratio.

**Part No. 01050-02** 2.5 gallon (320 oz) - Treats up to  
3,750 gallons. (Concentrate) 1-1500 gallon ratio.

**Part No. 01055-01** 55 gallon drum - Treats up to  
82,500 gallons. (Concentrate) 1-1500 gallon ratio.



### Diesel Kleen +Cetane Boost

A total injector cleaner and performance improver. This Max HP Formula loaded with cetane, detergent and lubricity improver provides peak performance.

**Part No. 03025-12** Quart - Treats up to 100 gallons  
1-400 gallon treatment ratio.

**Part No. 03850-02** 2.5 Gallon - Treats up to  
7500 gallons. 1-1500 gallon treatment ratio

**Diesel 9-1-1** is used to disperse water in fuel systems, de-ice frozen fuel-filters, reliquefy gelled diesel fuel.

**Part No. 08025-12** 12-32 ounce per case  
Treats 30 to 75 gallons.

**Part No. 08080-06** 6-80 ounce per case  
Treats 100 to 200 gallons.

To remove water and prevent fuel-filter icing:

Add 80 ounces of Diesel 911 to 250 gallons of diesel fuel.

For biodiesel blends, add 80 ounces to 125 gallons of diesel fuel.



### BIO KLEEN® Diesel fuel biocide.

This dual-phased (effective in both diesel fuel and water) biocide kills microbes in fuel, including bacteria and fungus. Use this product to rid your fuel system of microbial contamination.

**Part No. 09016-09** 16 oz. Treats 880 gallons



### Clear-Diesel Fuel & Tank Cleaner

An advanced diesel fuel and tank cleaner. This Fuel Polishing Formula removes water and slime, disperses contaminants and stabilizes fuel during long-term storage

**Part No. 09225-06** Quart. Treats up to 40 gallons

**Part No. 09280-06** 80 oz. Treats up to 250 gallons





## ENGINE COOLANT - PENCOOL®

### Engine coolant. **Pencool® 3000 Stabil-Aid®**

Pencool 3000 is an advanced cooling system treatment that helps prevent the formation of gel deposits in cooling systems. These deposits can plug radiator passages, aftercoolers, and oil coolers, and can cause excessive water pump wear. Pencool 3000 blocks the formation of this gel, conditions cooling system water, and protects all cooling system metal components from corrosive attack. Use Pencool 3000 to maintain proper cooling system heat transfer characteristics and long engine life.

**Part No. 300016** Pint



## SHELL ROTELLA®

**Shell ROTELLA® T SAE 15W-40** with Advanced Soot Control is tested over millions of miles in the most extreme real-world conditions. It is a premium quality, heavy-duty multigrade oil for all-season use in diesel-powered or gasoline-powered equipment.

**Part No. SH1** - 1 gallon container

**Part No. SH5** - 5 gallon container



- Excellent viscosity control and shear stability.
- Outstanding engine cleanliness.
- Performance meets all requirements of today's high-performance, fuel-efficient, low-emission diesel engines operating in severe conditions.
- Excellent low-temperature flow properties.
- Enhanced high temperature oxidation stability. Exceptional deposit control.
- Exceptional control of valve train wear.
- Excellent engine protection and durability.
- Outstanding ability to handle soot.
- Extended oil drain capability

## FREYLUBE PREMA® TIRE LUBRICANT

### The original tire lubricant and rim rust retardant

FREYLUBE Prema is a single, ready-to-use multi-purpose product for mounting, dismounting and protection against rust.

Patented formula contains no water to cause rust or corrosion.

Won't evaporate or harden, ensuring long shelf life.

Economical. Costs only pennies per application.

Recommended for use on steel and aluminum wheels.

Designed for a wide temperature range (-40°F to 275°F) helping to prevent tires from fusing to rim.

Made in USA for over forty years.

100% money-back guarantee.

#### Easy To Use:

A thin coat of FREYLUBE is then placed sparingly on the interior surfaces of the cleaned rim. Install the tire in accordance with the manufacturers recommendations.



**Part No. FL25-1**  
25 lb. Pail  
**Part No. FL4-1**  
4.5lb Tub





# FLEETCRAFT PAINT

GHS format of Label.  
This label format must be used for all aerosol products as of June 1, 2015.



## Fleetcraft Spray Paint

Part No.	Color
1210300	Gloss White
1210303	Gloss Black
1210304	Flat Black
1210306	Light Gray
1210307	Bright Silver
1210311	Bright Red
1210320	School Bus Yellow
1210326	Dull Aluminum
1210340	Gray Primer
1210344	Red Primer
1210363	Ford Dark Blue



## Fleetcraft Spray Paint

A high quality quick drying spray enamel that provides uniform coverage, good adhesion. In popular colors. 12 - 11 oz. net cans per case.

## MRO Plus High Solids Enamel Spray Paint

A superior, lead-free industrial spray paint formulated for maintenance operations where maximum performance is required. This spray paint does not run or sag, and offers the highest solid content (40%) of any spray paint on the market for maximum coverage. Net weight 17 ounces.

700-99-307-20	High Solids Gloss Black
700-99-310-20	High Solids Gloss White
700-99-312-20	High Solids Light Gray Primer
700-99-561-20	High Solids Gray



Cap Designates Color

## Low Solid Enamel Spray Paint

Cap shows color of paint. Net weight 15 ounces.

Part No. 700-99-39-20	Black
Part No. 700-99-41-20	Red Primer
Part No. 700-99-42-20	Red
Part No. 700-99-43-20	White
Part No. 700-99-44-20	Flat Black
Part No. 700-99-45-20	Non-Smudge Aluminum
Part No. 700-99-68-20	Light Gray Primer





## BRAKE CLEAN / LEAK TESTER

### BRAKE CLEANER - Chlorinated

Quickly and effectively dissolves and removes grease, oil, brake fluid and other contaminants from brakes, C.V. joints and clutch components. Degreases instantly, leaves no residue. Equally efficient on electrical assemblies. Non-flammable formula. Not for use in California.

**Part No. BC-1**



### LEAK TESTER

The Superior™ **smoke bomb** generates 40,000 cubic feet of whitish gray smoke while burning from two to three minutes. Used as a leak tester for van trailers.

**Part No. 3C-SMOKE**



## PERMATEX SEALANTS / SILICONES

### Black silicone sealant.

**Part No. 16BR (81158)**

Low odor formula! General-purpose, black RTV indoor/outdoor sealant. Seals, bonds, repairs, mends and secures glass, metal, plastics, fabric, vinyl, weather stripping and vinyl tops. Protects and repairs electrical wiring. May be applied to horizontal or vertical surfaces. Waterproof and flexible. Temperature range -75°F to 450°F (-59°C to 232°C); resists water, weather, and vibration. 3 ounces.



### Antiseize Lubricant.

**Part No. 80078**

A highly refined blend of aluminum, copper and graphite lubricants. Use during assembly to prevent galling, corrosion and seizing due to weathering or chemicals. Anti-Seize assures easier disassembly. Temperature range: -60°F to 1600°F Salt, corrosion and moisture resistant – ideal for marine use.

**Brush Top. 8 oz.**



### Blue silicone gasket maker.

**Part No. 80022**

OEM specified. The original Permatex Blue now with low odor formula. Will not foul oxygen sensors. Replaces almost any cut gasket. Makes reliable “formed-in-place” gaskets that resist cracking, shrinking and migrating. Coats pre-cut gaskets to increase reliability. Temperature range -65°F to 500°F (-54°C to 260°C) intermittent; resists auto and shop fluids, water, weather, and vibration. 3 ounces.



### Thread Sealant with PTFE.

**Part No. 80632**

Economical general-purpose fitting sealant. Outperforms tapes and pipe dopes. Seals and resists pressure in air, oil, diesel fuel and hydraulic systems. Remains pliable at higher and lower temperatures.

Temperature range -65°F to 300°F  
4 ounces.



### High-Temp Red RTV Silicone Gasket.

**Part No. 81160**

OEM specified. Formulated for hi-temp applications, Replaces almost any cut gasket by making reliable “formed-in-place” gaskets that resist cracking, shrinking and migrating caused by thermal cycling. Coats pre-cut gaskets to increase reliability. Temperature range -65°F to 650°F (-54°C to 343°C) 4 ounces.



### Anti-Seize Lubricant.

**Part No. 81464**

A highly refined blend of aluminum, copper and graphite lubricants. Use during assembly to prevent galling, corrosion and seizing due to weathering or chemicals. Anti-Seize assures easier disassembly.

Temperature range:  
-60°F to 1600°F Salt, corrosion and moisture resistant. **12 ounces aerosol.**  
Net wt 8.5.





## DIESEL EXHAUST FLUID - DEF

New truck engine manufactures will comply with the new emission standards imposed by the EPA Clean Air Act that came into effect on January 1st 2010. Under the new regulations, most engine manufacturers have chosen the Selective Catalyst Reduction (SCR) system as the most efficient way to meet these clean air standards.

**Diesel Exhaust Fluid (DEF)**, the operating fluid for SCR, is a non-toxic solution that transforms harmful Nitrogen Oxide (NOx) emissions from diesel-powered vehicles into harmless water vapor and nitrogen. According to engine manufacturers, SCR combined with DEF improves overall fuel economy by approximately 5% compared to competing technologies, and achieves NOx reductions in excess of 90%.

**DEF** is clear non-hazardous liquid. It is not a fuel, nor a fuel additive and needs to be used in a DEF dedicated tank in your diesel vehicle. It is replenished in a similar way to refueling diesel. Should you spill DEF on your hands, simply wash it off with water.

Average consumption of DEF is generally 2% per gallon of diesel fuel, so you will need to tank much less for DEF than you do for diesel fuel. 2.5 gallons will yield over 350 miles of travel.

**2.5 Gallon container, boxed, with pour spout**  
**Part No. DEF25 (Box quantity = 2)**

**55 Gallon drum**  
**Part No. DEFD**

**330 Gallon tote** (Core charge applies to tote)  
**Part No. DEF330**



## TRAILMOBILE EQUIPMENT CLEANERS

### TRUCK WASH

For Industrial Use Only. Corrosive Liquid N.O.S.  
 (Containing Sodium Hydroxide)  
 8, UN-1760, PG-II, Corrosive.

**Part No. 700-99-129**  
**1 Gallon Container**  
**4 gallons / case.**



A highly concentrated liquid product for use in removing old road film, diesel smoke deposits and oils/greases from pre-painted and FRP type trailers. Very effective in hard water areas. Quickly penetrates, emulsifies, and suspends contaminants. Can be used to clean and brighten aluminum and stainless steel trailers at proper dilutions. Will not harm glass or rubber but can tarnish polished or anodized aluminum. May be applied cold., do not allow to dry on surface.

### CLEANER AND BRIGHTENER

For Industrial Use Only.  
 D.O.T. Corrosive Liquid N.O.S.  
 (Containing Hydrofluoric  
 and Sulfuric Acid)  
 8, UN-1760, PG-II, Corrosive.

**Part No. 700-99-130**  
**4-1 Gallon Containers / Case**



A highly concentrated blend of biodegradable surfactants, inorganic mineral acids and water softening agents for use in cleaning and brightening stainless steel and aluminum trailers. Fast acting and free rinsing. Will damage glass and can tarnish polished or anodized aluminum. Do not allow to dry on surface. Proper dilutions listed on container.

## FREON - R134A AND WASHER SOLVENT

**R134A Freon**  
 30 pound container  
**Part No. M8-31**



### Windshield Washer Solvent

Effective to -20°F.  
 Gallon Size. 6 gallons / case.

**Part No. WW1G**  
 55 Gallon Size  
**Part No. WW55G**





## ELECTRICAL CABLE ASSEMBLIES

### Fleetcraft Coiled Cable Assemblies

- Remains flexible in low temperature
- Excellent long life memory.
- Tough black jacket resists abrasion, common commercial degreasers, solvents.
- Die-cast metal plugs with springs.

Heavy Duty, 6 12-Gauge Wires, 1 10-Gauge Wire

**Part No.** Working Length

**1010186** 12 foot

**1010188** 15 Foot

Economy, 6 14-Gauge Wires, 1 12-Gauge Wire

**1010185** 12 Foot

**1010187** 15 Foot



### Phillips Duracoil™ Heavy Duty Assemblies

- Remains flexible from -87° F to 195° F.
- Superior long life memory, flexibility, and abrasion resistance.
- Black jacket with nylon Permaplugs
- Standard with anticorrosive lithium grease for longer life.
- Meets or exceeds SAE J560 or J2222.

**Heavy Duty, 6 12-Gauge wires, 1 10-Gauge Wire With 2 Nylon Permaplugs**

**Part No.** Working Length

**22-9720** 15 Foot with one 6 foot lead



**PHILIPS**

### Duraflex Straight Cable Assembly 7 Conductor

- Operational from -40° F to 175° F
- Plugs equipped with strain-relief springs
- Plugs protected with anticorrosive grease
- Connector pins meet SAE J560
- Rated at 110 amps - continuous service

**6/12-Gauge, 1/10-Gauge**

**Part No.** Length

**22-2051** 12 Foot

**22-2071** 15 Foot



**PHILIPS**



## ABS CABLE ASSEMBLIES

### Phillips ABS LECTRACOIL™

The NHTSA approved method for powering trailers and dolly ABS systems requires a separate, constant power circuit (Blue) and a standby circuit (Red). The RP137 issued by The Maintenance Council (TMC) division of the ATA, recommends power availability to the electrical coil cord of the tractor of 10 amps at 12.5 volts for the blue (auxiliary) and red (stoplight) circuit. The ABS LECTRACOIL™ complies with all of the above. The LECTRACOIL™ is provided with the same durable jacketing as the Duracoil, in a distinctive "lectra green" color which provides instant recognition. Exceeds SAE J2222.

#### LECTRACOIL™ 4/12, 2/10, 1/8 Ga.

##### With 2 PERMAPLUGS™

Part No.	Working Length
30-9620P	15 feet.
30-9920P	15 ft., With 48" Lead

##### With 2 Zinc Die-Cast Plugs

Part No.	Working Length
30-9621	15 ft.

##### With 2 QCP™(Quick-Connect Plugs)

Part No.	Working Length
30-9624	15 ft.



16-125

Cartridge  
for Quick  
Connect

### Phillips ABS LECTRAFLEX™

#### 7 Conductor ABS Cable

The LECTRAFLEX™ is provided with the same durable jacketing as the Duracoil, in a distinctive "lectra green" color which provides instant recognition.

Exceeds SAE J2222.

- (1) 8 Ga. white ground
- (1) 10 Ga. red stop light
- (1) 10 Ga. blue (ABS power)
- (4) 12 Ga. brown, black, yellow, green,  
for conventional trailer lighting.

12 Foot Straight with 2 PERMAPLUGS™

**Part No. 30-2050**

12 Foot Straight with 2 Zinc die-cast plugs

**Part No. 30-2051**

15 Foot Straight with 2 PERMAPLUGS™

**Part No. 30-2070**

15 Foot Straight with 2 Zinc die-cast plugs

**Part No. 30-2071P**

100 foot roll of Lectraflex™

**Part No. 3-327**

500 foot roll of Lectraflex™

**Part No. 3-329**

# PHILIPS



# PHILIPS





## ELECTRICAL CABLE ASSEMBLIES

### PHILLIPS ABS PERMACOIL™

- Comes with two 15-730 plugs.
- **Bright Green Jacket**
- Good Abrasion resistance
- -87° to +150 temperature range
- Good recoil memory, and large finger grips.

Part No.	Working Length
<b>30-4321</b>	12 Foot
<b>30-4621P</b>	15 Foot
<b>30-4624</b>	15 Foot with QuickConnect plugs
<b>30-4921</b>	15 Foot with 48" lead

# PHILIPS



### ISOCOIL™

#### 1/8, 2/10, & 4/12 ga.

- Flexible from -82° F to 195° F.
- For ISO/auxiliary applications.
- Heavy-duty, reinforced zinc die-cast housing.
- Chemical and abrasion resistant.

15' coiled with two zinc die-cast plugs.

**Part No. 31-9623**

12' straight with two zinc die-cast plugs.

**Part No. 31-2053**



### Single Pole

#### Coiled Lift Gate Cable Assembly

- Operational from -50° F to 150° F
- Used for lift gate and remote battery charging applications - has dark green jacket
- Maximum current carrying capacity 200 amps
- Coil exceeds SAE J2222
- Includes 2 single pole plugs with springs

#### 4 Gauge Fine Strand Copper

Part No.	Working Length
<b>23-2628</b>	15 Foot (Dual Pole to Single Pole)
<b>23-4325P</b>	12 Foot
<b>23-4625P</b>	15 Foot





## ELECTRICAL CABLE ASSEMBLIES

**Six Conductor, 10' Mini-Coil with Thermoseal™ plugs, molded for long life. Flexible from -87° to 150° F.**

6 16-Gauge Wires, two THERMOSEAL™ plugs

<b>Part No.</b>	Working Length
<b>19-6710</b>	10 Foot
<b>19-6712</b>	12 Foot

4 16-Gauge Wires, two THERMOSEAL™ plugs

<b>Part No.</b>	Working Length
<b>19-4712</b>	12 Foot
<b>19-4715</b>	15 Foot



# PHILIPS

## ALTERNATIVE COILED CABLE ASSEMBLIES

**Part No. 1010194**

Liftgate cable.  
15 foot. Metal Plugs.  
Dual Pole Plug  
(Interchanges  
with 23-2626)



**Part No. 1010196**

Liftgate cable.  
15 foot. Metal Plugs.  
Single Pole Plug.  
(Interchanges  
with 23-4625)



**Part No. 1010195**

Liftgate cable.  
12 foot. Metal Plugs.  
Single Pole Plug.  
(Interchanges  
with 23-4325)



**Part No. 1010197**

15' ABS Coiled cable  
with plastic plugs.  
4/12, 2/10, 1/8 ga.  
48" lead.  
(Interchanges  
w/ 30-9920.)



## BULK TRAILER CABLE

**Bulk Trailer Cable - FLEETCRAFT®**

- Flexible, soft annealed copper wires.
- Jacket resists damaging common chemicals
- Wire colors meet ATA, TMC, SAE, recommendations



**Fleetcraft Bulk Trailer Cable**

Part No.	Wires	Gauge	Roll
1011861	4	14	100'
1011861-500	4	14	500'
1094755	6	14	100'
1094755-500	6	14	500'
1010126	7	6-14/1-12	100'
1010126-500	7	6-14/1-12	500'
1011410	7	6-12/1-10	100'
1011410-500	7	6-12/1-10	500'



**ELECTRICAL WIRE & TRAILER CABLE**

**Primary Wire in 100 Foot Spools**

- Soft Annealed Copper
- SAE J1128
- Resists most chemicals, moisture, abrasion



**PVC Insulated Primary Wire**

Color	14 Gauge	12 Gauge	10 Gauge
Black	1031532	1031538	1031545
Blue	1031537	1031539	-
Brown	1031536	1031540	-
Green	1031535	1031541	-
Red	1031534	1031542	1031549
White	1031531	1031543	1031550
Yellow	1031533	1031544	-

**2 Conductor Jacketed Parallel Cable**

Black and White conductors, heavy duty extruded gray jacket over 2 primary conductors. Package Length 100 ft.

Part No.	Gauge
2-402	14/2 Ga.
2-403	12/2 Ga.



**2 Conductor Cable (.295 O.D. 14 GA.)**

Brown and White conductors, extruded jacket over 2 primary conductors. Package Length 100 ft.

**Part No. 920183**



**3 Conductor Cable (.375 O.D. 14 GA.),** Brown, White, Red conductors, extruded jacket over 3 primary conductors.

Package Length 100 ft.

**Part No. 920190**



**Wire Split Loom**

- Split seam feature allows for easy wire insertion and service.
- Excellent for high heat, high abrasion applications.
- UV stabilized, black in color

Part No.	I.D.	Part No.	I.D.
804S-1	1/4"	810S-1	5/8"
806S-1	3/8"	812S-1	3/4"
808S-1	1/2"	816S-1	1"







## INSULATED WIRE CONNECTORS

### Watertight Shrink and Seal

#### Insulated Ring Terminals

Crimp, heat, and shrink to fit for watertight connection

16 - 14 Gauge (Blue)		12 - 10 Gauge (Yellow)	
Ring Size	Part No.	Ring Size	Part No.
3/8	1-1926	3/8	1-1936
		5/16	1-1935
1/4	1-1924	1/4	1-1934
10	1-1923	10	1-1933
8	1-1922		

**PHILIPS**



### Watertight Shrink and Seal

#### Insulated Butt Connectors

Crimp, heat, and shrink to fit for watertight connection

12 - 10 Gauge (Yellow)	16 - 14 Gauge (Blue)	22 - 18 Gauge (Red)
Part No.	Part No.	Part No.
1-1963	1-1962	1-1961



**PHILIPS**

### Crimp Type Vinyl Insulated Ring Terminals

To avoid corrosion from moisture, heat shrink tubing is recommended after crimping for a watertight connection.

12-10 Gauge (Yellow)		16 - 14 Gauge (Blue)	
Ring Size	Part No.	Ring Size	Part No.
3/8	1-52254	3/8	1-52154
1/4	1-52234	1/4	1-52134
10	1-52224	10	1-52124



**PHILIPS**

### Crimp Type Insulated Butt Connectors

To avoid corrosion from moisture, heat shrink tubing is recommended after crimping for a watertight connection.

#### Vinyl Insulation Nylon Insulation

Gauge	Part No.	Gauge	Part No.
12 - 10 (Yellow)	1-51204		
16 - 14 (Blue)	1-51104	16 - 14 (Blue)	1-2262



**PHILIPS**



**INSULATED WIRE CONNECTORS**

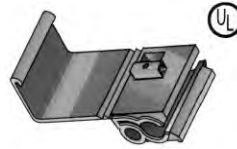
**Economy Crimp Type Insulated Butt Connectors** Plastic PVC insulated sleeve  
Quantities of 100

- Part No.** Gauge  
**83-2850** 12 - 10 (Yellow)  
**83-2380** 16 - 14 (Blue)  
**83-2180** 22 - 18 (Red)



**Economy Connector**

Part No.	Wire Size	Color	Pack Qty.
<b>BC50</b>	18 - 10 Ga.	Tan	50



**SHRINK TUBING - for Primary Wire**

An easy to use tubing that shrinks without melting - just slip over wire or splice and heat. Inner wall melts, providing a moistureproof connection.

- Color Coded
- Insulates wire splices
- Reinforces the terminal/wire connection



**Single Wall for Primary Wire**

Part No.	I. D.		Color	Wire Size
	Before	After		
<b>6-102</b>	1/8"	1/16"	Red	18
<b>6-103</b>	.245"	.045"	Red	20-18
<b>6-104</b>	3/16"	1/11"	Blue	16-14
<b>6-106</b>	1/4"	1/8"	Yellow	12-10

**Dual Wall for Primary Wire**

Part No.	Before	I. D.		Wire Size
		After	Color	
<b>6-202</b>	3/8"	1/8"	Black	8
<b>6-204</b>	1/2"	1/8"	Black	6-2
<b>6-206</b>	1-1/8"	3/8"	Black	4/0-1
<b>6-207</b>	1-1/8"	3/8"	Red	4/0-1

**STA-DRY® CLEAR-VU™ Dual Wall**

Part No.	Before	I. D.		Color	Wire Size
		After			
<b>6-103</b>	.245"	.045"	Red	20-18	
<b>6-105</b>	.245"	.080"	Blue	16-14	
<b>6-107</b>	.360"	.010"	Yellow	12-10	

**CABLE TIES / ELECTRICAL TAPE**

Part No.	Length	Color	Max. Bundle Dia.	Tensile Strength (lbs.)	Pack Size
<b>8-43087</b>	7"	Black	2"	50	100
<b>8-43117</b>	11"	Black	3"	50	100
<b>8-43147</b>	14"	Black	4"	50	100
<b>8-44147</b>	15"	Black	4"	120	100
<b>T150MOX2</b>	21"	Black	6"	175	50
<b>3M-59343</b>	8"	Natural	2"	50	100
<b>8-33117</b>	11"	Natural	3"	50	100
<b>3M-59351</b>	15-1/2"	Natural	4"	50	100
<b>3M-59355</b>	15-1/4"	Natural	4"	120	100



**All Purpose Grade Vinyl Electrical Tape**

7 Mil, 3/4" Wide,  
60 Foot Rolls  
UL Listed

**Part No. 10200ET**





## BATTERIES

### Heavy Duty Commercial Batteries:

We know that commercial / heavy duty vehicles can be very brutal to the life expectancy of a conventional battery. So we have given you the first line of defense - a battery with the power and muscle for each unique application. You can be sure of a higher standard of performance that is respected by truckers and heavy equipment haulers everywhere. And we back our batteries with one of the strongest warranties in the industry:

**24 month warranty from time of installation!**



### Group 31 Batteries

Part No.	Group	CCA	Reserve
31A-700	31A	700	180 RC
31A-925	31A	925	180 RC
31S-750	31S	750	180 RC
31S-925	31S	925	180 RC

### Group 65 & 78 DT Batteries

Part No.	Group	CCA	Reserve
65-84	65	850	160 RC
78DT-84	78 DT	850	120 RC



### Features / Benefits:

#### A - STABL-LOK™ Bonding:

Improves vibration resistance with bonding applied to the center of the element.

#### B - SUITCASE HANDLE:

Eases installation, folds down.

Some batteries utilize manifold cover (not shown)

#### C - OFFSET POST WELD:

Provides reliable, torque resistant terminal connection.

#### D - REINFORCED RIBBED CASE:

Reduces acid washing, reduces case distortion, unifies component stability.

#### E - INCREASED POST DIAMETER:

Supplies superior current-carrying capacity and vibration protection.

#### F - LEAD / CALCIUM ALLOY:

Affords maintenance-free performance under normal operation conditions.

#### G - POLYETHYLENE SEPARATED PLATES:

Virtually eliminates shorts from plate contact.

#### H - CAST-ON STRAP:

Establishes a high-integrity plate-to-strap bond for reduced internal resistance and prolonged battery life.

#### I - CONTINUOUS PLATE-MAKING PROCESS:

Produces a uniform grain structure in the lead alloy and reduces corrosion.

#### J - WAFFLE BOTTOM:

Strengthens case, reduces stress deformation, resists punctures from stones and foreign objects.

#### K - SAE AUTOMOTIVE OR THREADED POSTS:

Allow easy replacement and OE fitment.



**BATTERY AND STARTER CABLE**

**BATTERY AND STARTER CABLE**

- 25 Foot lengths.
- Rope stranded for increased flexibility.
- Made of soft annealed, fully stranded copper conductors.



Part No.	Size	Strands	Color	O. D.
1031503	4 Ga.	133 x 26	Red	.390
1031504	4 Ga.	133 x 26	Black	.395
1031505	2 Ga.	133 x 24	Red	.435
1031506	2 Ga.	133 x 24	Black	.435
1031510	1/0 Ga.	133 x 21	Black	.555
1031511	2/0 Ga.	259 x 23	Red	.595
1031512	2/0 Ga.	259 x 23	Black	.595
1031514	3/0 Ga.	259 x 22	Black	.670



**BATTERY TERMINALS / LUGS/ STRAPS**

**Lead Charging Post For 3/8" Stud Type**

Part No. 8-6421  
(Sold per pair)



**3/8" Nut**  
Corrosion resistant nut for Group 31 terminal securement  
Part No. 8-662



**Crimpable Copper Post Type**

Part No.	Wire Gauge	Post Type
8-1160	2/0	Pos
8-1161	2/0	Neg



**Heavy Duty All Copper Ground Lugs**  
•Flared Opening •Crimp or Solder

Part No.	Gauge	Stud Size
8-2121	4	1/4"
8-2122	4	5/16"
8-2133	2	3/8"
8-2153	1/0	3/8"
8-2163	2/0	3/8"
8-2165	2/0	1/2"
8-2173	3/0	3/8"
8-2175	3/0	1/2"
8-2183	4/0	3/8"
8-2185	4/0	1/2"



**Battery to Battery Cable**

2/0 Copper terminals with shrink tubing.

Part No.	Gauge	Length
058118	2	8"



**Ground Strap**

Part No.	Gauge	Length
9-150	4	12"



**Battery Jumpers. Group 31.**

Non-rotating, heavy duty battery terminals. 2/0 gauge cable and terminals

9", 3/8" hole, positive(Red)  
Part No. 058128



**Circuit Breaker**  
150 AMP Manual Reset  
Part No. CB185-150



12", 3/8" hole, negative(black)  
Part No. 9-212



# SWITCHES

### Switch Backup Lamp

Universal type. 2 threaded screw studs, terminals.

Replaces Kenworth, K30133, Freightliner 06-10525, Mack 1MR2297, others.

**Part No. 21-361**



### Momentary Start Switch

60 amps at 12V, 40 amps at 24V. Weather and dustproof.

**Part No. 24-360**



### Ignition Starter Switch

4 position - 2 keys supplied. Terminal nuts, lock washers, hex back nut, knurled face nut supplied, diecast housing. Fits panel with 3/4" hole.

**Part No. 31-103**



### Toggle Switch

6 - 24V, 50 Amp. On - Off S.P.S.T. 2 Positions, 2 Screw Terminals

**Part No. 34-212**



### Toggle Switches

**6 - 24V, 50 Amp**  
MOM On-Off MOM On S.P.D.T. 3 Positions 3 Screw Terminals

**Part No. 34-215**



On-Off-On S.P.D.T. 3 Positions 3 Screw Terminals

**Part No. 34-218**

### Rocker Switch

Universal, snap in type mounting bracket. 20 amp-12V Red pilot light. On - Off S.P.S.T. 2 pos/3 screw terminals. White actuator, nickel plated bezel.

**Part No. 34-305**



### Toggle Switch 6 - 24V, 20 Amp

On-Off S.P.S.T. 2 Positions, 2 Screw Terminals

**Part No. 34-571**



### Toggle Switch 6 - 24V, 20 Amp

On-Off-On S.P.D.T. 3 Positions 3 Screw Terminals

**Part No. 34-573**



### Toggle Switch 6 - 24V, 20 Amp

MOM On-Off MOM On S.P.D.T. 3 Positions 3 Screw Terminals

**Part No. 34-575**



### Toggle Switch 6 - 24V, 20 Amp

On-On D.P.D.T. 2 Positions 6 Screw Terminals

**Part No. 34-576**



### Toggle Switch 6 - 24V, 20 Amp

On-Off-On D.P.D.T. 2 Positions 6 Screw Terminals

**Part No. 34-577**



### Push - Pull Switch

Extra Heavy Duty 2 Position. 6 - 28 Volts 75 Amp S.P.S.T. Heavy duty die cast body, chrome plated knob, copper terminals.

**Part No. 35-306**



### Dimmer Switch

Floor mounted type, 3 special terminals

**Part No. 52-252**

Replaces: Ford COTF-13A024A, COTZ-13A024A



### Dimmer Switch

Special floor mounted type, 3 special terminals for plug connection.

**Part No. 52-253**

Replaces: Delco-Remy 1997028, 1997031, 1997035, 1997036, 1997037, 3841892, GM 538446, 539288, 578005



### Push - Pull Switch

Heavy Duty. Mounts through 5/8" diameter hole. Illuminated knob, 20 amp capacity, single pole normally open circuit.

**Part No. TL102**



**Pollak**

A Stoneridge Company



## SWITCHES AND TURN SIGNALS

### Master Disconnect Switch

Lever operated - 6 - 36V;  
180 amps continuous capacity;  
1000 amps in rush. S.P.S.T. (Off-On)  
2 stud terminals for battery circuit only.  
Does not disconnect alternator or generator field circuit. On vehicles equipped with alternators engine must be shut off to avoid potential damage to alternator diodes.  
Instruction sheet included.

**Part No. 51-902**



### Master Disconnect Switch

Lever operated - 6 - 36V;  
D.P.S.T. (Off-On) 4 stud terminals for battery and alternator or generator field circuit. Designed to break alternator generator circuit prior to battery circuit disconnect. Use for gasoline and oil tank trucks as well as other applications. Two 3/8" and two 10-32 copper alloy stud terminals.  
Instruction sheet included.

**Part No. 51-904**



### Solenoid Switch

Continuous duty.  
Solenoid insulated.  
With hardware. Flat bracket

**Part No. 52-307**

Replaces: Delco 1114218,  
Prestolite 15-132, 133, 236,  
311, SAS-4201, 4202, 4213



### Starter Solenoid Switch

Universal - 12V applications  
- grounded base, flat bracket,  
internally grounded to housing,  
other end connected to small  
terminal.

**Part No. 52-305**



### Precision Ball Switch

Normally Open, Exposed Terminal  
(Stud Terminals)  
5-24 volt.DC.

**Part No. 21-458**



### Door Switch - Courtesy Lamp

Normally Open, Exposed Terminal  
(Stud Terminals)  
5-24 volt. DC.

**Part No. 52-624P**



(52-620 Switch and 52-622 Mating Connector.  
Door Jamb Switch- Sealed.)

### BUZZER

**Part No. 52-400**

Universal- Truck Low Air Pressure  
And Bus Rear Door Warning.  
2 Screw Terminals.

76dB @ 4:

REPLACES:

Ford FDM 2938A;

CMC Truck and Coach 76023;

Wayne Works Div.,

Divco-Wayne E-11811A

and other 12 volt applications



### Toggle Boot

**Part No. 25-370**

The best combination of space-  
saving size and economy for Light-  
Duty applications, Universal for  
Automotive, Light Truck, Off-Road  
and Recreational vehicles.



**Pollak**

A Stoneridge Company



## SWITCHES

### STOP LIGHT SWITCH

Meets the requirements of DOT121.  
Brass body with silver and cadmium contacts for long life and low voltage drop.  
Rated at full 24 amp load.  
1/4 - 18 NPTF.

**Part No. 1013250**



### SL-5

#### STOP LIGHT SWITCH

<b>Part No.</b>	<b>Terminal Thd. Size</b>
<b>K108142</b>	#8-32
<b>K101997</b>	#10-32



### DS-2

#### DOUBLE CHECK VALVE AND STOP LIGHT SWITCH

3/8" ports, #8-32  
**Part No. K108142**



### SL-4

#### STOP LIGHT SWITCH

1/4" pipe thread  
**Part No. 274746N**



### SERVICE CIRCUIT STOP LIGHT SWITCH

Actuates at 3 - 5 PSI.  
Single pole, 2 terminal design. Circuit normally open at 0 PSI.  
Solid state contacts.  
**Part No. BE13250**



### TRAILER EMERGENCY STOP LIGHT SWITCH

Actuates at 55 PSI.  
Single pole, double throw, 3 terminal design.  
Circuits are normally one open, one closed.  
**Part No. BE13255**



### LP-3

#### LOW PRESSURE INDICATOR

Single Terminal

<b>Part No.</b>	<b>Cut-out Pressure PSI</b>	<b>"A" Pipe Thread</b>
<b>279416N</b>	60±6	1/4"
<b>289397N</b>	75±6	1/8"



### LOW AIR SWITCH

Single Pole,  
2 terminal Design  
Circuit normally closed at 0 PSI  
1/8-27 Thread  
**Part No. BE13241**



### TRACTOR SPRING BRAKE CIRCUIT LIGHT SWITCH

Actuates at 55 PSI.  
Single pole,  
2 terminal design.  
Circuit normally closed at 0 PSI.  
**Part No. BE13240**



### Heavy Duty 2 to 18 Bulb Turn Signal Switch with High/Low Beam

- 6 - 12V, eighteen 32 c. p. bulbs
- Universal replacement with lift handle headlight dimmer
- Black finish

**Part No. GR48282**



### Turn Signal Switch, Flat Black - Part No. TL900

- 7 Wire harness. 12V
- Heavy Duty Die Cast Housing
- Heavy Duty flare tab for hazard warning
- Pilot Light for Turn Signal and Hazard
- 10 bulb capacity for hazard warning, 5 bulbs per side for turn signal flashing



### Turn Signal Switch, Flat Black - Part No. TL905

- 12V. •10 Wire harness
- Signal arm features built-in push button high/low beam selector switch
- 10 bulb capacity for hazard warning, 5 bulbs per side for turn signal flashing

(Replacement relay for TL905 - **Part No. TL129**)





**FUSES AND CIRCUIT BREAKERS**

**ATO® Spade Type Fuses**

Part No.	Description	Color
091173	ATO 3	Violet
091175	ATO 5	Tan
091177	ATO 7 1/2	Brown
091180	ATO 10	Red
091181	ATO 15	Blue
091182	ATO 20	Yellow
091183	ATO 25	Clear
091184	ATO 30	Green



**Circuit Breakers - Universal**

Meets SAEJ553. Automatic reset  
Less Mounting Bracket

Part No.	Amp Rating
54-115	15
54-120	20
54-125	25
54-130	30
54-140	40




**Blade Type Circuit Breakers**

Direct replacement for ATO and ATC style fuses  
Eliminates replacement of burned out fuses  
Special "snap-off" blade design helps minimize inventory. Meets requirements of SAE J553C Type I\*  
\*Type 1 breakers are designed to continuously cycle or reset during an overload situation.

Part No.	Amp Rating
091072	15
091073	20
091074	25
091075	30

**Application Guide**

Position	Length	Vehicle
A	.75	Ford Truck
B	.50	GMC, Ford, Navistar
C	.30	Kenworth



**Circuit Breakers**  
**Universal - Meets SAE J553**  
**Automatic reset**  
**With Mounting Bracket**

Part No.	Amp Rating
54-530	30



**Heavy Duty Relay Kit.**  
12V. 40 amp. 5 terminals.  
Mounting Tab included  
**Part No. 091231**



**Mini® Fuses**

Part No.	Amp Rating	Color
091305	10	Red
091306	15	Blue
091307	20	Yellow
091308	25	Clear
091309	30	Green



**Heavy duty In-Line Fuse Holder**

Use with 25 or 30 amp ATO fuses.

**Part No. 52-216**

Supplied with two 4" leads of 12 gauge wire.



**Pollak**



**A Stoneridge Company**





## HALDEX ELECTRICAL PLUGS AND RECEPTACLES

### 7 Way Receptacle with Circuit Breakers With and Without Adaptor Housing

#### Style A - With adaptor housing

**Part No. Circuit Breakers**

**BE24120** 20 Amp

**Without adaptor housing**

**Part No. Circuit Breakers**

**BE24020** 20 Amp

**BE24030** 30 amp

**BE24000** None



#### Replacement Receptacle Gasket

**Part No. B20022**

#### Weatherguard Boot for 7-way Socket.

**Part No. B205010**



#### Style B - Without adaptor housing

**Part No. Circuit Breakers**

**BE24001** None



### 7 way socket

**Part No. BE23703**

5° slant for drainage.

Machine brass split pins,  
zinc coated.

SAE J560 specifications.



### Replacement Cover Kit

**Part No. BQ24002**

Circuit Breaker Style 7-Way Receptacle

**Notes:** Includes Pin and Spring.



### 4 way plug

**Part No. BE23403**

Interchangeable with  
competitive models. Zinc casting.

Engineering Grade Composite inserts.

Adjustable cable clamp to adapt

to various cable diameters.

Finger pulls to allow easy, safe removal.



### 6 & 7 Way Receptacle With split pins

- 20 amp circuit breakers
- For surface mount
- Projects 2.56" from mounting surface
- Mounting gasket included

**Part No. BE24220**



### 4 way receptacle

**Part No. BE23402**

Interchangeable with  
competitive models. Zinc casting.

Engineering Grade Composite inserts.



### 7 Way Receptacle Ring Terminal Type

- Housing made of Engineering Grade Composite
- 5° slant for drainage
- Lifetime warranty - If cover breaks off, unit will be replaced.
- Brass split pins

**Part No. BE23707**



### Single pin receptacle

**Part No. BE23101**

Engineering Grade Composite (EGC)  
chemical resistant insert. Zinc diecast housing.  
Solid brass contacts. 150 amps for high amp  
circuit requirements such as trailer liftgate  
motors, and auxiliary equipment.



### 6 way plug

**Part No. BE23603**



### 7 Way Receptacle Plug-In Type

- Housing made of Engineering Grade Composite
- 5° slant for drainage
- Lifetime warranty - If cover breaks off, unit will be replaced.
- Brass split pins

**Part No. BE23705**





**PHILLIPS ELECTRICAL PLUGS AND RECEPTACLES**

**7 Way Zinc Die Cast Receptacles**

- Full opening lid for ease of plug insertion
- Slanted 5 degrees for moisture drainage
- Easily field serviceable
- Machined brass pins
- Stainless steel lid spring and hinge pin

Part No.	Description
15-720	2-Hole Mount (Shown)
15-722	3-Hole Mount
15-724	Split pin insert



**7-way socket receptacle boot**

- Weather-guard universal boot
- Neoprene - maximum protection against weather and ozone

Part No. 15-740

**Single Pole Receptacle**

Zinc Die Cast Copper battery lug to insure contact  
Stainless hinge pin and spring

Part No. 15-320



**Dual Pole**

Part No. 15-326

**4 Way Receptacle**

Part No. 15-400

**6 Way Receptacle**

Part No. 15-600

**Socket mounting bracket for 6 & 7 way.**

Part No. 15-788



**6 Way socket boot**

Part No. 15-640



**7 Way Zinc Die Cast Plugs**

- 100% brass floating pins
- Large finger grips
- Large interior for ease of wiring
- Positive direct drive cable clamp

Part No.	Description
15-730	With Spring Guard
15-710	Without Spring Guard

7 Way Plug Insert

Part No. 15-711



**7 Way Nylon Plug**

- Nylon housing
- 100% Brass pins
- Uses standard 15-711 replacement insert
- Cable guard and compression cable clamp prevents accidental cable pull out -
- Exceeds SAE J560B

Part No. 16-730



**Single Pole Plug**

With Strain Relief Spring  
Zinc Die Cast, 4 Gauge maximum  
Copper battery lug to insure contact

Part No. 15-335



**Dual Pole Plug**

Part No. 15-336



**4 Way Plug**

Less cable guard

Part No. 15-410

**4 Way Plug with Cable Guard**

Part No. 15-430




**6 Way Plug**

Less cable guard

Part No. 15-610

**6 Way Plug with Cable Guard**

Part No. 15-630





**PHILLIPS ELECTRICAL PLUGS AND RECEPTACLES**

**ISO 3731 ABS**

Sanctioned by the Truck Manufacturers Association (T.M.A.) and the truck Trailer Manufacturers Association as the optional and separate ABS connector. Built to specifications per the International Standards Organization.

For applications requiring a separate ABS power and warning light, such as on triple combination vehicles.

**7-Way Socket w/ring terminal**

**Part No. 16-822**



**7-Way Receptacle w/QCS bullets & lock**

**Part No. 16-826**



**Socket Breaker without breakers**

**Part No. 16-860**



**7-Way ISO 3731 with metal plug.**

**Part No. 15-830**



**Die Cast Receptacle Housing**

1-7/8" Deep,

**Part No. 15-769**

3-1/8" Deep,

**Part No. 15-775**



**Nose Box Adaptor Plate**

Multiple mounting holes

**Part No. 15-770**



Single Deep Nose Box


**Part No. 16-775**

Lid repair kit for Sta-Dry (Gray)

**Part No. 16-798**

Dual Deep Nose Box

**Part No. 16-777**



**Socket Breaker**

**Part No. 16-77029-28**

28 Solid pins, without circuit breakers, with single nose box

**QBOX Nose box w/o breakers**

**Part No. 16-8510**

**Permalogic Nose Box, 20 amp**

**Part No. 60-2520-20**



**STA-DRY™ Receptacles**

**With and Without Circuit Breakers**

**Glass Filled Nylon and Zinc Die Cast**

- Waterproof
- Molded Insert
- Stainless lid spring and hinge pin
- Neoprene gaskets
- Stackable ground post



**Zinc Die Cast**

<b>Without Breakers</b>	<b>20 Amp Breakers</b>	<b>30 Amp Breakers</b>	<b>Part No.</b>
<b>15-760</b>	<b>15-762</b>	<b>15-763</b>	15-773

Faceplate for Zinc Die Cast.

**Glass Filled Nylon**

<b>Without Breakers</b>	<b>20 Amp Breakers</b>	<b>30 Amp Breakers</b>
<b>16-760</b>	<b>16-762</b>	<b>16-763</b>




**STA-DRY® 7-Way Socketbreakers**

**w/ 28 Pin Rear**

- Allows up to 4 connections on 1 circuit.
- Accepts .180 bullet terminals.
- For Plug-In Harnesses.

<b>Part No.</b>	<b>Part No.</b>
<b>16-7602-28</b>	<b>16-7622-28</b>

Solid pins, w/o circuit breakers    Solid pins, with 20 amp circuit breakers



Split pins, without circuit breakers with single nose box.

**Part No. 16-7709-28**

**STA-DRY™ Receptacles**

Exclusive design to prevent moisture from entering electrical circuits.

Virtually eliminates corrosion.



Wire Insertion

**Part No. 16-720**



Ring Termination

**Part No. 16-722**



**Sta-Dry Socket**

**Bullet Terminal**

**Part No. 16-724**



7 way socket, bullet with locking clip.

**Part No. 16-726**



www.phillipsind.com



**GROTE ELECTRICAL PLUGS AND RECEPTACLES**

**Grote Ultra-Pin Receptacles  
2 & 3 Hole Mount**

- Die cast zinc
- Barrel slanted to drain moisture
- Mounting holes slotted for universal fit
- Floating pins for easy alignment
- Kit contains retrofit plug-in terminal kit consisting of 9 terminals and 9 boots
- Weather-tight



Nose Box Receptacle.  
4 hole mount. Split Pin.

**Part No. GR87830**

- FEATURES: • Slanted barrel for drainage  
• Floating pins for easy alignment and solid mating connection. • High impact retainer plate  
• Brass pins • Die-cast aluminum housing resists rust.



**2 Hole Mount**

**With terminal kit Part No. GR87270**

**Receptacle only Part No. GR87250**



**Door Hinge Repair Kit**

Door is die cast zinc. Solid brass pin.  
Kit contains: hinge pin, door and spring

**Part No. GR99680**

**3 Hole Mount**

**With terminal kit Part No. GR87240**

**Receptacle only Part No. GR87220**



**FLEETCRAFT / POLLAK ELECTRICAL PLUGS AND RECEPTACLES**

7-Way Receptacle

**Part No. 1015720**



7-Way Connector, plastic plug.

**Part No. 12-706**



7-way plug with cable guard

**Part Number 1015730**



7-Way Connector, plastic.

**Part No. 12-707**



7-way receptacle-solid pin

**Part Number 11-720**



7-way connector-plug & socket

**Part Number 12-700**



7-way socket

**Part Number 11-833P**



7-way metal socket connector

**Part Number 12-702P**



7-way plug with cable guard

**Part Number 12-703P**



**COLE-HERSEE ELECTRICAL PRODUCTS**

**Part No. 4099**

Universal Buzzer with moisture repellent insulator.

**Part No. 55054**

Toggle switch, momentary on.

Six screw terminals.

Plastic with plated steel cap.

25 amp at 12V DC.



**Toggle switch** with recessed plate. 2 blade terminals.

Nickel-plated brass.

10 amp at 12V DC.

**Part No. 5543**

25 amp at 12V DC.

**Part No. 5582**



**Part No. 5582-10**

Toggle switch, 2 position, weather proof.

25 amp at 12V DC.



**Part No. 81264**

Weatherproof Toggle Boot



**Part No. 90005-01**

Reversing rotary switch (universal). 15 amp, 4 screw terminals. 3 positions.



**Part No. 11041-06**

2-way socket



**Part No. 11042-05**

2 pole plug



**Part No. C11750**

Stor-A-Way Plug holder. 4,6,7 way.





## TOOLS OF THE ELECTRICAL TRADE

### 7-way plug and socket brush.

Stainless steel bristles for durability.  
Perfect for glove box, or tool box.

**Part No. 4-121**

**PHILIPS**



### Stow-A-Way™

Safe, easy storage for coiled electrical cable and air lines when not in use.  
Anti-corrosive, durable housing.  
Air & electrical can be coupled/uncoupled with both feet on the ground.

1 Plug, 2 Gladhand holder:

**Part No. 15-041**

2 Plug, 2 Gladhand holder:

**Part No. 15-042**

(Shown)



### Scotch® Super 33+ Vinyl Electrical Tape

**Part No. SUPER33**

Professional use 7-mil, flame retardant, weather resistant tape. Resists temperature and moisture for splicing.

Meets requirements of  
UL 510, HHI-595, CSA 22.2.

-18°C to 105 °C.

3/4" x 66 ft.



### 7-way LED circuit checker for J560 system plugs

Checks conductivity of all circuits.  
LED lights glow when circuit is functioning correctly. Internally grounded.

**Part No. 15-208**

**PHILIPS**



### 7-way LED circuit checker for J560 system sockets

Checks conductivity of all circuits.  
Fits all standard 7 way blade type, 4 way flat connectors and 7 way round.  
LED lights glow when circuit is functioning correctly.  
The patented tester is internally grounded.

**Part No. 15-200**



### Tandem Frame Clip

Great for wire, air hoses & tubing.

Easy to install,  
simply slide clip into place  
(can also be used with rivet  
or self-taping screws)

**Part No. 5-5007**



### All Purpose Grade Vinyl Electrical Tape

7 Mil, 3/4" Wide,

60 Foot Rolls

UL Listed

**Part No. 10200ET**



## ELECTRICAL DASH FANS

### Dash Fan

- Round 3 hole mount.
- Drawn steel base.
- 2 Speed 12V motor
- 4 blades
- 3 position toggle switch
- Adjustable position swivel
- Includes pigtail wires and mounting gasket
- Medium Duty

**Part No. 100012**



### Dash Fan

#### Heavy Duty

- Heavy duty die cast base,
- Square 4-hole mount
- 4 blades
- Heavy duty 12V and 24V motors
- 1 or 2 speed wound field motor
- Adjustable position swivel.

**12V Part No. 300012**

**24V Part No. 300024**





## ELECTRICAL PLUGS AND RECEPTACLES

### Truck-Lite 7 Way Receptacle

- Made of GE Noryl - tough, nonconductive, corrosion-resistant
- Cadmium plated floating brass pins
- For use with ring type terminals
- Direct wired ground
- Circuits identified by both color codes and embossing



Mounting holes on 4.50" centers.  
Housing 4.38"H X 5.12".

Trucklite recommends use of rubber boots with flush mounting receptacles.

Standard 7 Way Body,  
Solid Pins:  
**Part No. TL50860**

Standard 7 Way Body, Split Pins:  
**Part No. TL50861**

Receptacle With 20A Circuit Breakers, Split Pins:  
**Part No. TL50865**

Receptacle w/threaded stacking studs, solid pins  
**Part No. TL50866**

Receptacle With Threaded stacking Studs, Split Pins:  
**Part No. TL50867**



### Surface Mounting Adaptor Boxes

- Made of Noryl to allow surface mount of large receptacles.
- Molded-in brass inserts for receptacle mounting.
- Available in deep (2" inside depth) or shallow. (1.25" inside depth)
- Bottom entry or back entry versions.

Shallow Adaptor Box,  
Bottom Access:  
**Part No. TL50880**

Deep Adaptor Box,  
Bottom Access:  
**Part No. TL50882**

Deep Adaptor Box,  
Back Access:  
**Part No. TL50883**




### Truck-Lite Nose Box

- Made of foam polycarbonate
- Chemical resistant, virtually indestructible
- Internal electrical contacts are sealed to eliminate corrosion.
- Available with or without circuit breakers
- Main cable hookup terminals are color identified.

Nose Box Without  
Circuit Breakers:  
**Part No. TL50805**

Nose Box With  
15A Circuit Breakers:  
**Part No. TL50806**

**Parts:**  
Cap latch for  
7-way Receptacle:  
**Part No. TL50808**



### Truck-Lite Flush Mount 7 Way Receptacle

- Made of GE Noryl, nonconductive, corrosion-resistant
- Cadmium plated floating brass pins
- For use with ring type terminals
- Direct wired ground
- Circuits identified by both color codes and embossing

Standard 7 Way Receptacle,  
2 Hole Flange, Split Pins:  
**Part No. TL50869**



### Cover Service Kit

- 4 piece service kit for all receptacles
- Noryl cover, steel hinge pin, stainless steel spring and shaft retainer.

**Part No. TL50875**





# NOSEBOX ASSEMBLIES

## JUNCTION BOX and COMPONENTS

### Part No. TL50816

•Junction box cap and "O" ring.(TL97933)

### Part No. TL50820


•Terminal block. Made of approved insulating plastic. Contains 8 color coded terminals.

### Part No. TL50850

•Hardware kit. Contains TL50820 terminal block, four TL50830 filler plugs, assembly and mounting screws.

### Base Only Part No. TL50800

•Made of high impact, chemical resistant plastic.  
•Mounted by four holes on 5-1/2" diameter circle.  
•Contains 8 pre-tapped holes to accept compression fitting or filler plugs.



### Part No. TL50830

•Filler Plug. Used to fill pre-tapped holes in junction box when compression fittings are not in use.

### Complete Assembly Part No. TL50400

1-1-1 and 8 plugs



## Super 50® JUNCTION BOX and COMPONENTS - Complete Box

### Part No. TL50600

•More harness ports! Alleviate the need for multiple boxes while allowing addition of more harness systems and increased lighting.  
•Larger box makes it easier to work on internal connections.  
•Clear lid offers easy viewing of connections.  
•Grey abs plastic box.  
•12 ports, 16 terminal studs with 4 common grounds.  
•Uses 50-series compression fittings or TL50830 filler plugs. (6 included in Kit) Also includes 6 filler plug o-rings.



### Part No. TL50845

•Jam Nut - Use for installation of 3-part compression fittings in areas other than in the junction boxes. 1-1/8" hole required.

## 50-series compression fittings - Kits include same lid and body with these different conductors:

### Part No. TL50840

2 conductors, 3/8" fitting

### Part No. TL50841

4 and 5 conductors, 1/2" fitting

### Part No. TL50842

6 and 7 conductors, 3/4" fitting

### Part No. TL50843


Single wire conductor, 5 hole fitting

### Part No. TL50846

3 conductor flat cable fitting

### Part No. TL50847

4 conductor flat cable fitting



## SMART BOX with split pins Part No. TL50879

•Eliminates the need to rewire the nose box when replacing a damaged receptacle.  
•Fits standard mounting bolt pattern. (TL50879 Shown)

## Replacement Receptacle Part No. TL50898

## SMART BOX with solid pins Part No. TL50813

## Part No. TL50813





**NOSEBOX ASSEMBLIES - HALDEX**

**Nosebox Assemblies**

6 & 7 way receptacles, 2055 Quickie insert, service and emergency gladhands, circuit breaker panel 15 amp.

**Part No. BE26100**

7 way receptacle, service and emergency gladhands, circuit breaker panel

**Part No. BE26103**



**Nosebox Blocks**

For Interline Style Nosebox (as viewed from front of trailer.

Left: **Part No. B26003**

Right: **Part No. B26004**

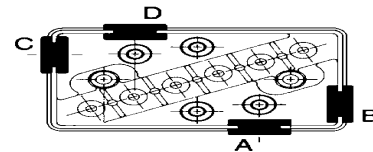
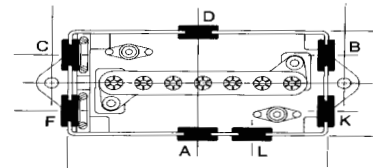


**JUNCTION BOXES**

**Haldex Junction Boxes**

Molded from Engineered Grade Composite

Style	Part No.	Grommet Location	Mounting	Terminals	Cover Part No.
A	<b>BE22040</b>	A,B,C,F	--	<b>7</b>	BE20512
C	<b>BE22070</b>	A,B,F,L	--	--	BE20512
D	<b>BE22080</b>	A,B,C, D	Stud	6	BE20510
D	<b>BE22090</b>	A,B,C, D	Flush	6	BE20510



**A**



**C**



**D**



**Junction Blocks - 10-32 UNF Threads**

6 Terminal - **Part No. B20306**

7 Terminal - **Part No. B20309**



**7 Terminal Junction Box**

**Part No. FC22010/40**

- Mounting holes on 7<sup>3</sup>/<sub>8</sub>" centers.
- Ring termination.
- Seven #10 stud posts



**7 Terminal Junction Box**

**Part No. 15-961**



- Mounting holes on 7<sup>3</sup>/<sub>8</sub>" centers.
- CLEAR-VU™ abs plastic for easy viewing.
- Ring termination. •Pass through grommets for up to .80 O.D. cable.
- Seven #10 stud posts





**DELCO REMY® STARTERS****DELCO REMY:****The Brand You Know & Trust.**

Delco Remy starters and alternators from Remy International, Inc. are the preferred choice for medium and heavy duty truck, bus and off highway applications worldwide. They lead with product innovation and performance - you win with trusted, knowledgeable support.

**Part No. 8200308**

**39MT NEW Outright Starter - No Core..** 12 Volt, 11 Tooth. Rotatable Nose.

- Built-in circuit breaker protects starter from thermal damage and automatically resets at safe operating temperature.
- Drive is heavy duty design with electrical soft-start engagement system.
- MxT gearing system delivers high torque output and starting power in a low mass, lightweight design.
- Forged gear support and high strength steel shafts provide superior durability.
- Heavy Duty bearing and brushing system increases motor life and reliability.

**More NEW Outright Starters:**

**Part No. 8200235** - 38MT, 10 tooth

**Part No. 8200417** - 39MT, 12 tooth

**Part No. 8200433** - 39MT, 12 tooth, rotatable nose, pinion pitch 8/10, overcrank protection.

**Part No. 8200434** - 39MT, 12 tooth, rotatable nose, pinion pitch MOD 3.00, overcrank protection.

**REMAN STARTERS: in MT order**

**Part No. 10465043** - 28 MT, 10 tooth, 12 volt.

**Part No. 10461098** - 37 MT, 10 tooth, 12 volt. 308 switch 41 hole.

**Part No. 10461169** - 37 MT, 12 tooth, 12 volt. Insulated.

**Part No. 10461170** - 37 MT, 10 tooth, 12 volt. Insulated, and special battery terminal.

**Part No. 10461225** - 37 MT, 10 tooth, 12 volt.

**Part No. 10461753** - 39 MT, 11 tooth, 12 volt.

**Part No. 10461045** - 40 MT, 11 tooth, 12 volt.

**Part No. 10461047** - 40 MT, 11 tooth, 24 volt.

**Part No. 10461171** - 41 MT, 12 tooth, 12 volt.

**Part No. 10461282** - 41 MT, 12 tooth, 12 volt. (ground stud in frame)

**Part No. 10461050** - 42 MT, 12 tooth, 12 volt. (switch position 082)

**Part No. 10461052** - 42 MT, 11 tooth, 12 volt.

**Part No. 10461053** - 42 MT, 11 tooth, 12 volt. (Nose pc w/15° mounting pos. offset by 6°.)

**Part No. 10461055** - 42 MT, 11 tooth, 12 volt. (Has Overcrank Protection - OCP)

**Part No. 10461075** - 42 MT, 11 tooth, 12 volt. (Nose pc w/15° mounting pos. offset by 6° and has OCP)

**Part No. 10461592** - 42 MT, 11 tooth, 12 volt. (switch position 308)

**Part No. 10461738** - 50 MT, 11 tooth, 12 volt. (switch position 082)



**Part No. 8300013** - 39MT, 12 tooth, no overcrank protection, solenoid position 082, pitch MOD 3.

**Part No. 8300019** - 39MT, 11 tooth, no overcrank protection, solenoid position 082, pitch 5/3.

**Part No. 8300084** - 38MT, 12 tooth, overcrank protection, solenoid position 292, pitch MOD 3.00



## HALDEX STARTERS

### STARTERS:

Recommended for most on-road and off-road heavy duty vehicles.

Gasoline engines from 9.8 to 26.2 liters.

Diesel engines from 6.6 to 14.8 liters. Length - 18 inches.

Warranty: 1 year / 100,000 miles.

**Part No. RS141026X** - 41 MT, 12 tooth, 12 volt.

**Part No. RS142001X** - 42 MT, 11 tooth, 12 volt.



## DENSO STARTERS

### DENSO STARTERS

DENSO supplies all major medium duty truck, bus, RV and chassis manufacturers. DENSO's high reliability is why Hino has used DENSO medium duty starters in their trucks for nearly 30 years.

Simply put, Fleets large and small throughout the United States rely on DENSO starters.

### Benefits and Features:

- High torque for maximum starting power, improved cold start ability, highest in the industry.
- Class leaders in size and weight.
- Environmentally designed to start in cold and hot weather conditions.
- Mechanical soft engagement for improved durability of pinion and ring gear
- Torque limiter feature to prevent ring gear / drive train breakage

**Denso Starters are by APPLICATION.**

**Application Information @ [DensoHeavyDuty.com](http://DensoHeavyDuty.com)**



### NEW Outright Starters:

**Part No. TG228000-5311** - Cummins ISC, 8.3L

**Part No. TG428000-2690** - Navistar DT466

**Part No. TG428000-4420** - CAT, C12

**Part No. TG428000-4430** - Cummins M11, Detroit 60

**Part No. TG428000-4440** - Cummins ISX and N14

**Part No. TG428000-5190** - Cummins ISX

**Part No. TG428000-5730** - Detroit Series 60



**DELCO REMY / HALDEX / PRESTOLITE ALTERNATORS**

**Delco Remy alternator** technology is second to none. The enhanced efficiency ratings of their high output alternators provide fleets measurable fuel savings. Delco Remy high output alternators feature a durable brushless design. Brushless alternators have fewer moving parts. Fewer moving parts mean less wear on the alternator. What you end up with is long life, not to mention the best warranty in the industry to back it.

**NEW ALTERNATORS:**

- Part No. 8600127** - 36 SI, 12 volt, 170 amps, Pad mount.
- Part No. 8600201** - 28 SI, 12 volt, 160 amps, Pad mount.
- Part No. 8600310** - 22 SI, 12 volt, 150 amps, Hinge mount.
- Part No. 8600314** - 28 SI, 12 volt, 200 amps, Pad mount.
- Part No. 8600315** - 28 SI, 12 volt, 160 amps, Pad mount.
- Part No. 8600889** - 22 SI, 12 volt, 150 amps, Pad mount.
- Part No. 8600066** - 35 SI, 12 volt, 140 amps, Quad mount.

**REMAN ALTERNATORS:**

- Part No. 8700008** - 24 SI, 12 volt, 145 amps, Pad mount.
- Part No. 8700016** - 35SI, 12 volt, 140 amps, Hinge mount.
- Part No. 8700017** - 35SI, 12 volt, 140 amps, Quad mount.
- Part No. 8700018** - 35SI, 12 volt, 140 amps, Pad mount.
- Part No. 8700047** - 36SI, 12 volt, 170 amps, Pad mount.

- Part No. 10461235** - 21 SI, 24 volt, 70 amps, Hinge mount.
- Part No. 10459320** - 22 SI, 12 volt, 130 amps, Pad mount.
- Part No. 10459008** - 30 SI, 12 volt, 105 amps, Hinge mount.
- Part No. 10459196** - 33 SI, 24 volt, 100 amps, Hinge mount.

**Delco Remy Products**

Premium Brushless Heat-Resistant.  
Reman Warranty: 2 years - 250,000 miles.  
Core acceptance for same mounting style  
33SI or 34SI brushless unit.



**Hinge Mount**  
**8700016**



**Pad**  
**870017**



**Quad**  
**870018**

**PRESTOLITE ALTERNATORS - NEW (OUTRIGHT, NO CORE)**

- Part No. 110-555JHO**  
160 amp, 12 volt, J180 hinge mount.
- Part No. 110-555PHO**  
160 amp, 12 volt, pad mount.
- Part No. 2800LC**  
160 amp, 12 volt, hinge mount.



110-555 JHO



110-555PHO



2800LC

**HALDEX ALTERNATOR**

Recommended for commercial vehicles.  
Instant turn on with auto start feature.  
Polarity - Negative. REMAN  
Warranty: 1 year / 100,000 miles.

- Part No. RA122002RX**  
22 SI, 145 amp, 12 volt.  
Hinge mount.

**DENSO ALTERNATOR**

DENSO is the largest manufacturer of alternators in the world. Their brushless design results in longer life even in the toughest environmental conditions.

- NEW / Outright. 60 amp, 12 volt.  
**Part No. 211-8000**







**BETTS INDUSTRIES LIGHTING**

**Components For Vapor Proof Lighting Systems  
BETTS Clearance Lamp**

Flange diameter 4.062" high, 3.00" wide. Valox body, polycarbonate lens. Uses 67 bulb; Uses 1/4" NPT rear wire entry. For surface mount - requires 1.25" diameter hole for installation. Mounting gasket and screws included. 12 volt.

- Red **Part No. 500052**
- Amber **Part No. 500053**
- Lens: Red No. 920109**
- Amber No. 920110**



**BETTS Clearance Lamp**

Flange diameter 4.062" high, 3.00" wide. Valox body, polycarbonate deep lens. Lens extends 2.25" from mounting surface. Uses 67 bulb; Uses 1/4" NPT rear wire entry. For surface mount - requires 1.25" diameter hole for installation.

- Red **Part No. 500054**
- Amber **Part No. 500055**
- Lens: Red No.920116**
- Amber 920117**



**BETTS Clearance Lamp**

Flange diameter 4.062". Aluminum body, polycarbonate lens. Uses 67 bulb; Uses 1/4" NPT threaded wire entry. Recess mount; requires 3" diameter hole for installation. Mounting gasket and screws included. 12V.

- Amber **Part No. 600012**
- Lens: Red No. 920109**
- Amber No. 920110**



**Stop Tail Turn Lamps - Recess Mount**

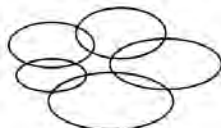
Red, Valox body with ground strap and a 1/4 NPT hole in rear center with a 920088 choke seal installed.

**Part No. 400066 - shallow lens**



**O-Ring for 40,45,47,70,72, 80 series lights.**

**Part No. 920146**



**Shock-Stopper Bulb Sockets**

Upgrades many existing lamps including Betts models 40, 45, 47, and 77. Double contact.

**Part No. 920459**



**Incandescent Flood Lamp**

Clear, aluminum body with 920039 lens. 20 amp toggle switch.

**Part No. 315003**



**LED LIGHT - STOP/TURN/TAIL**

Red, insert, shallow lens

**Part No. 710001 - Red**

**Part No. 710002 - Amber**

**LED LIGHT - STOP/TURN/TAIL**

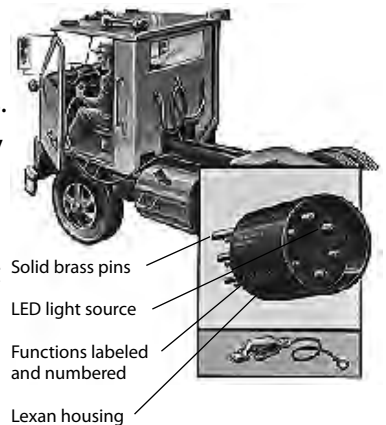
Red, insert, deep lens

**Part No. 710011 - Red**



**Circuit Checker**

A one man circuit checker for 7 way plugs. Plug checker into 7 way cable and bring into cab. Activate switches for all circuits. The light emitting diode will illuminate when circuit is in proper working order. Faulty wiring will be indicated if diodes are dimmer, fail to light, or if more than one is illuminated.



**Part No. 920273**






**GROTE CLEARANCE / MARKER LIGHTS**

**2-Bulb Oval Duramold Clearance Lamp With Built-In Reflector**

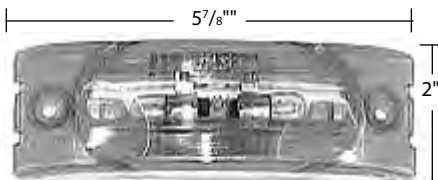
- Less than 1" profile
  - Exclusive internal armor
  - Two stainless steel grounds
- Red **Part No. GR45932**  
Yellow **Part No. GR45933**



Holes on 3" centers

**2 Bulb Turtle-Back No-Splice Duramold Clearance Lamp**

- Lexan lens
  - 2-hole stainless steel grounds
  - Corrosion proof contacts
  - Sealed wire exits
- With Optic Lens:**  
Red **Part No. GR45442**  
Yellow **Part No. GR45443**



Holes on 4<sup>13</sup>/<sub>16</sub>" centers

**Field Resealable Turtle-Back II Clearance Lamp**

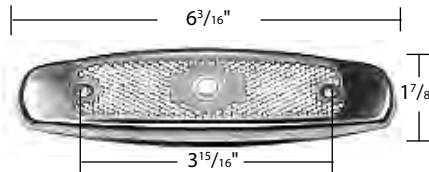
- Weather-tight lens gasket seal
  - Impact resistant bulb contacts
  - Waterproof pin connections
  - 15,000 hour bulb**
- With Optic Lens:**  
Red **Part No. GR46802**  
Yellow **Part No. GR46803**
- With Reflex Lens:**  
Red **Part No. GR46862**  
Yellow **Part No. GR46863**



Holes on 4<sup>13</sup>/<sub>16</sub>" centers

**Low Profile Clearance Lamp**

- Built-in class "A" reflector
  - Stainless steel bezel
  - Includes ground wire
  - Requires 1 1/4" socket hole
- Red **Part No. GR45662**  
Yellow **Part No. GR45663**



**2 Bulb Square Corner Duramold Clearance Lamp**


- Scalloped "dipped" lens
  - 2-hole stainless steel grounds
  - Corrosion-resistant contacts
  - Lubricated fleet service bulbs
  - Attached pigtail
- Red **Part No. GR46792**  
Yellow **Part No. GR46793**



Holes on 3" centers

**Sealed Turtle-Back II Duramold Clearance Lamp**

- Shock absorbing and heat resistant lens and lamp base
  - Hermetic lens to housing seal
  - Waterproof pin connections
- With Optic Lens:**  
Red **Part No. GR46832**  
Yellow **Part No. GR46833**
- With Reflex Lens:**  
Red **Part No. GR46872**  
Yellow **Part No. GR46873**



Holes on 4<sup>13</sup>/<sub>16</sub>" centers

**2 Bulb Turtle-Back Duramold Clearance Lamp**


- Lexan lens
  - 2-hole stainless steel grounds
  - Corrosion proof contacts
  - Lubricated fleet service bulbs
  - Sealed wire exits
- With built-in Class "A" Reflector:**  
Red **Part No. GR46302**  
Yellow **Part No. GR46303**



Holes on 4<sup>13</sup>/<sub>16</sub>" centers

**2 Bulb Square Corner Die-Cast Clearance Lamp**

- Scalloped "dipped" lens
  - Die-cast body
  - Torsion-Mount bulb cradle
  - Replacement lens numbers are:  
GR91962 = red/ GR91963 = amber.
- Red **Part No. GR46782**  
Yellow **Part No. GR46783**



Holes on 3" centers

**2" Diameter Sealed Clearance Lamp White Duramold base**

- Fits narrow rails and other tight installations
  - Hermetic lens to housing seal
  - Twist on mounting fits all competitive mounting devices
- Red **Part No. GR45822**  
Yellow **Part No. GR45823**






**GROTE CLEARANCE / MARKER LIGHTS**

**Sealed Multi-Function Sentry Lamp**

- Duramold
- High impact base
- Polycarbonate lens
- Plug-in pigtail (not included)

**Multi-Function:**

Red **Part No. GR53062**  
 Yellow **Part No. GR53063**



Holes on 4<sup>13</sup>/<sub>16</sub>" centers

**Die Cast Alloy Clearance Lamp**

Popular style rectangular clearance light.  
 2 193 or 194 bulbs.  
 Heavy duty die cast alloy base with O-ring for weather-tight seal.  
 2" wide, 4" long. 12V. With pigtail.

Red **Part No. GR46782**  
 Yellow **Part No. GR46783**

Replacement O-Ring Part No. GR94110  
 Replacement Lenses:  
 Red: **Part No. GR91962**  
 Amber: **Part No. GR91963**




Holes on 3" centers

**Die Cast Aluminum Clearance Lamp**

- Mounts without disassembly
- Holes interchange with competitive lamps
- Polycarbonate lens
- Flat back, no socket hole required

Red **Part No. GR46282**  
 Yellow **Part No. GR46283**



Holes on 3<sup>1</sup>/<sub>8</sub>" centers

**Popular Oval 2-Bulb Clearance Lamp**

Popular style 2 bulb light features plastic base and Lexan lens.  
 2" wide, 4" long. 12 V. With pigtail.

Red **Part No. 1096733(GR45262)**  
 Yellow **Part No. 1096732(GR45263)**

Replacement Lenses:  
 Red: **Part No. GR90122**  
 Amber: **Part No. GR90123**



Holes on 3" centers





**GROTE PIGTAILS**

**Sealed Marker Lamp Pigtails**

6" Long. Factory molded plugs for use with ULTRA-BLUE SEAL® trailer wiring system

**Double Seal:**

Chassis Ground:  
Fits U. S. 10, 15, 30 series, 4701 & 4702 series LED's  
6" long, black & white wires **Part No. GR66850**



**Single Seal:**

Chassis Ground (w/Slim-Line Male) **Part No. GR66800**



Ring terminal ground  
w/blunt cut wire **Part No. GR67050**



**Turtle-Back II Lamp Pigtails**

Pigtail for 4680, 4684, 4686 and 4687 series lamps. All connections fit under lamps. Factory molded plugs for use with ULTRA-BLUE-SEAL® trailer wiring system.

6" Long **Part No. GR66910**



6" Long **Part No. GR66911**



Short Wire w/Grounding Outlet **Part No. GR67070**



**Sentry Lamp Pigtails**

Pigtail for 5306 lamps. For use with ULTRA-BLUE-SEAL® trailer wiring system. O-ring prevents moisture and corrosion. 6" long.

**Part No. GR66900**

**Part No. GR66905**



**3-Wire Plug-In Pigtails For Male Pin Lamps**

**Part No. GR67002**

Dual function. O-ring seal helps prevent moisture and corrosion. For use with ULTRA-BLUE-SEAL® trailer wiring system. 11" long.

**Part No. GR66815** - 6" Long, Ground Return System, Slimline .180 Male




**FEATURES & BENEFITS**

- Dual function for S/T/T lamps
- O-ring seal resists moisture and corrosion
- Quality ULTRA-BLUE-SEAL® construction
- Grease grooves for additional sealing protection



**Slim-Line Under-Lamp Male to Double Slim-Line Under-Lamp Female**

**Part No. GR66160** - 1' (12") multiple ID lamp jumper harness.



**Standard Male to Slim-Line Under-Lamp Female**

**Part No. GR66170** - 2' (24") rear tracking lamp jumper harness.







## GROTE PIGTAILS, MOUNTING GROMMETS & BRACKETS

### 3-Wire Plug-In Pigtails

Dual function. O-ring seal helps prevent moisture and corrosion. For use with ULTRA-BLUE-SEAL® trailer wiring system. 11<sup>1</sup>/<sub>2</sub>" long.

**Part No. GR67000**



### Adaptor Plug

Female to male pin lamp termination, and male to female pin lamp termination.

**Part No. GR66830**



### Part No. GR66831

6" Long, Male pin to female pin lamp termination

#### FEATURES & BENEFITS

- Female to male pin lamp termination, and male to female pin lamp termination
- For use with 4" round and oval, S/T/T lamps



### Metri-Pack™ Plug-In Sealed Pigtail

20" long. Fits either 4 or 5 wire applications; fits 5370, 5371, 5372 and 5376 series lamps


**Part No. GR68680**



### Corner Bracket Kit

- Fits Turtleback II series lights
- For use with PC rated lights.
- Molded 4<sup>3</sup>/<sub>8</sub>" radius base.

**Part No. GR43050 (gray)**



### Twist-On Surface Mounting Bracket

- Fits U. S, series 10 & 30 lamps
- 2<sup>1</sup>/<sub>8</sub>" X 5<sup>5</sup>/<sub>8</sub>"
- Holes on 4" centers
- Gray

**Part No. GR43690**



### Closed Back Rubber Grommet

- Fits U. S, series 40 lamps
- For open installations where splash plate is not used.

**Part No. GR91950**



**Grote.**



## TRUCK-LITE CLEARANCE LIGHTS

### Super 10

#### 2 1/2" Sealed Lamp With Reflector

- Polycarbonate reflectorized lens
- Lens and housing sonically sealed
- Shock mount extends bulb life
- 12V

Red Lamp Only

**Part No. TL10208R**

Yellow Lamp Only

**Part No. TL10208Y**



### Model 10 ID Bar With Lamps On 6" Centers:

- Includes three TL10202R 2 1/2" sealed lamps.
- 12V
- Includes TL93906 wiring harness.

Red **Part No. TL10744R**



### Model 15

#### Rectangular Sealed Lamp


- Can be mounted horizontally or vertically
- Polycarbonate lens and housing are sonically sealed
- 12V

Red Lamp Only

**Part No. TL15200R**

Yellow Lamp only

**Part No. TL15200Y**



### Model 10

#### 2 1/2" Sealed Lamp

- Polycarbonate lens
- Lens and housing sealed
- 12V

Red Lamp Only

**Part No. TL10202R**

Yellow Lamp Only

**Part No. TL10202Y**

#### Reflectorized Lens:

Red Lamp Only

**Part No. TL10205R**

Yellow Lamp Only

**Part No. TL10205Y**



### Model 14

#### Sealed Lamp With Reflector

- Rectangular Polycarbonate lens and housing are sonically sealed
- Reflectorized lens
- 12V

#### Lamps Only:

Red


**Part No. TL14200R**

Yellow

**Part No. TL14200Y**

#### White Grommet:

**Part No. TL14700**



### Model 15 Red Lens

#### Stainless Steel ID Bar

- Three TL15200R sealed lamps
- Lamps on 6" centers. 12 volt.
- Includes TL93943 wiring harness

**Part No. TL15741R**

**Part No. TL15745R** (Plastic Base)



### Model 19

#### Double Bulb Sealed lamp

- Lens and housing sonically sealed
- Legal when one or both bulbs operating, mounted horizontally or vertically


• 12V

Red Lamp Only

**Part No. TL19200R**

Yellow Lamp Only

**Part No. TL19200Y**



### Model 19

#### Double Bulb Sealed lamp Kit

- Features unique plug-in design for ease of installation.

• 12V

Lamp Kits with TL19721 Grey Base and Mounted Hot Wire:


Red: **Part No. TL19002R**

Yellow: **Part No. TL19002Y**

#### Lamp Kit Contains:

**1 TL19200R/Y**

**1 TL19721 Base/Wire**



Mounting Holes on 3.00" centers

### Model 19 - ABS

#### Double Bulb Sealed lamp

- Features unique plug-in design for ease of installation.

• 12V

Yellow: **Part No. TL19205Y**





# TRUCK-LITE CLEARANCE & MARKER LIGHTS

### Model 18 Bulb Replaceable Lamp With Reflector

- Sealed reflector lens and housing
- Uses replaceable 194 wedge-base bulb and TL94940 plug.
- 12V

#### Lamp Kits:

Red **Part No. TL18300R**

Yellow **Part No. TL18300Y**

#### Lens numbers

TL99012R and TL99012Y



### PEE WEE Bulb Replacement

- High impact polycarbonate construction.
- Mini lamp features external mounting holes.
- Lens snaps & locks into base.
- Mounts without disassembly. 3" center to center of mounting holes. Bulbs: #193

Red **Part No. TL1507**

Yellow **Part No. TL1507A**

#### Replacement Parts:

TL9342 red lens

TL9342A yellow lens



### Male Pin 21 Rectangular sealed

- Available with standard or reflectorized lens
- Features male pin connections
- Suitable for PC requirements on a 45 degree angle with additional reflectors.

#### Standard Lens

Red Lamp Only -

**Part No. TL29202R**

Yellow Lamp Only -

**Part No. TL29202Y**

#### Reflectorized Lens

Red Lamp Only -

**Part No. TL29203R**

Yellow Lamp Only -

**Part No. TL29203Y**



### Super 21

#### Extension Bracket Sealed Lamp

- High impact white plastic
- Kit with Reflectorized Lens:


Red **Part No. TL21501R**

Yellow **Part No. TL21501Y**

Includes 21203R or 21203Y light, 21720 bracket and plugs.

#### Extension Bracket, White

**Part No. TL21720**



### Super 21 Sealed Lamp

- Polycarbonate lens and housing
- sonically sealed
- Unique shock mount prolongs lamp life
- 12V

#### Lamps with 96930 hot wire:

Red **Part No. TL21001R**

Yellow **Part No. TL21001Y**

#### With Reflectorized Lens:

Red **Part No. TL21002R**

Yellow **Part No. TL21002Y**

#### Lamps Only:


Red **Part No. TL21200R**

Yellow **Part No. TL21200Y**

#### With Reflectorized Lens:

Red **Part No. TL21201R**

Yellow **Part No. TL21201Y**



### Cab Marker Light

Lens and housing are sonically sealed. Contains TL94940 plug and 194 wedge base bulb. Replaces lamps used on many Ford trucks. Width: 3.60" Length:5.930"

Yellow **Part No. TL25760Y**





## TRUCK-LITE CLEARANCE AND MARKER LIGHTS

### Model 30

#### 2" Sealed Lamp

- Polycarbonate lens
- Lens and housing sealed
- 12V

Red Lamp Only

**Part No. TL30200R**

Yellow Lamp Only

**Part No. TL30200Y**



### Model 30

#### 2" Sealed Lamp With Flange

- Polycarbonate lens & housing
- Lens and housing sealed
- Flange is polycarbonate and permanently affixed to lamp.
- 12V

#### Flush Mount:

Red Lamp Only

**Part No. TL30221R**

Yellow Lamp Only

**Part No. TL30221Y**

#### Surface Mount:

Red Lamp Only

**Part No. TL30222R**

Yellow Lamp Only

**Part No. TL30222Y**



### Model 30 ABS Warning Light

#### 2" Sealed Lamp With ABS Logo

- Polycarbonate lens
- Lens and housing sealed
- 12V

Yellow Lamp Only - Vertical mount

**Part No. TL30257Y**

Yellow Lamp Only - Horizontal

**Part No. TL30230Y**



### Model 30

#### 2" Beehive Lamp

- Designed for cab marker use
- Polycarbonate lens and housing sonically sealed.
- 12V

Red Lamp Only

**Part No. TL30201R**

Yellow Lamp Only

**Part No. TL30201Y**

### Model 10

#### 2.5" Beehive Lamp

- Designed for cab marker use
- Polycarbonate lens and housing sonically sealed.

Red

**Part No. TL10203R**

Yellow

**Part No. TL10203Y**



### Shock Mount 2-Bulb Permastat Bulb Replaceable

- High impact Permastat housing protects against rust & corrosion.
  - Snap-on lens makes bulb and lens replacement easy.
  - Two bulb design-if one burns out, the other remains lighted, legally.
  - Not suitable for PC requirements.
- Bulbs: Two #193

Red **Part No. TL1211**

Yellow **Part No. TL1211A**


#### Replacement Parts:

TL9007 red lens

TL9006 red lens & O-ring

TL9007A yellow lens

TL9006A yellow lens & O-ring



### Shock Mount 2-Bulb Replaceable

- High impact polycarbonate housing protects against rust & corrosion.
  - Snap-on lens permits easy bulb and lens replacement.
  - Two bulb design-if one burns out, the other remains lighted, legally.
  - Not suitable for PC requirements.
- Bulbs: Two #193

Red **Part No. TL1259**

Yellow **Part No. TL1259A**

#### Replacement Parts:

TL9093 red lens

TL9093A yellow lens



### Model 30 ID Bar With Lamps

#### On 6" Centers: Black enamel bar.

- Includes three TL30200R 2" sealed lamps, 12V

- Includes TL93906 wiring harness.

**Part No. TL30740R**



**Truck-Lite**



## TRUCK-LITE MARKER/CLEARANCE LIGHT MOUNTING ACCESSORIES

### Open Grommet for 2 1/2" Diameter Lamps

Flush mount.

•Wide groove for panel thickness up to .25".

Narrow groove for up to .125" thick.

Suitable for PC requirements on a 45 degree angle when using PC rated combination lamps

**Part No. TL10700**



### Open Grommet Mount Kit for 2 1/2" Diameter Lamps

Vinyl grommet flush mount lamp, requires 2.781" diameter mounting hole.

**Kit Part No. TL10401**

Kit contains

**One TL10700 grommet**

**One TL94902 Plug**



### Closed Grommet Mount Kit for 2 1/2" Diameter Lamps

Vinyl grommet flush mount lamp, requires 2.781" diameter mounting hole.

**Kit Part No. TL10402**

Kit contains

**One TL10702 closed grommet**

**One TL94902 Plug**

**One TL10704 (Open grommet)**  
Not pictured



### Diaphragm Grommet Mount Kit for 2 1/2" Diameter Lamps

Used for edge lighting 2 1/2" diameter lamps.

**Kit Part No. TL10403**

Kit contains:

**One TL10708 grommet**

**One TL94902 Plug**



### 3" Grommet Mount Kit for 2 1/2" Diameter Lamps

Vinyl grommet recess mounts lamps

**Kit Part No. TL10404**

Kit contains

**One TL10704 grommet**

**One TL94902 Plug**

**TL10702 = Recessed grommet**



### Grommet Mount Kits for 2" Lamps

Vinyl grommet flush mounts 2" diameter sealed lamps

Grommet Mount Kit, Open Back:

**Kit Part No. TL30401**

Kit contains:

**One TL30700 Grommet**

**One TL94902 Plug**

Grommet Mount Kit, Closed Back

**Kit Part No. TL30402**

Kit contains:

**One TL30702 Grommet**

**One TL94902 Plug**



### Surface Grommet Mount Kit for 2 1/2" Diameter Lamps

Aluminum bracket mount allows lamps to be surface mounted in a grommet.

**Kit Part No. TL10412**

Kit contains

**One TL10700 Grommet**

**One TL10722 Mount**

**One TL94902 Plug**



### Branch Deflector Mount Kit for 2 1/2" Diameter Lamps

High impact plastic mount with branch deflector allows lamp to be surface mounted.

**Kit Part No. TL10414**

Kit contains

**One TL10700 Grommet**

**One TL10725 Mount**

**One TL94902 Plug**



### Model 14 Grommets

**Part No. TL14700**

White Grommet for TL14200 lamp

**Part No. TL14701**

Black Grommet for TL14200 lamp

(Grommet Only)



### Model 15 Grommet

Vinyl grommet flush mount.

Can be mounted in panels up to .250" thick.

**Part No. TL15702**





## TRUCK-LITE MARKER/CLEARANCE LIGHT MOUNTING ACCESSORIES

### Model 15 Adaptor Mount Kit

Stylish adaptor mounts model 15 rectangular lamps.

Adaptor Mount Kit, Gray

**Kit Part No. TL15404**

**Kit contains**

**One TL00790 Adaptor**

**One TL94906 Plug**

Adaptor Mount Kit, Chrome

**Kit Part No. TL15405**

**Kit contains**

**One TL00791 Adaptor**

**One TL94906 Plug**



### Model 15 Mounting Options

Extra strength plastic construction. Features top cut out area on mount #15727 for narrow rail design. Easy snap-in lamp installation. Suitable for PC requirements with incandescent lamps.

**Part No. TL15727 - For rail**

**Part No. TL15728 - For header**

**Part No. TL15729 - For license**



### Model 15 Header Mount Kit

High impact plastic adaptor mounts the model 15 lamps and fits most narrow rails

Rail Mount Kit

**Kit Part No. TL15414**

**Kit contains**

**One TL15728 Mount**

**One TL94924 Plug**



### Model 15 Branch Deflector Mount Kit

This branch deflector mount has permanently fixed hot and ground contacts.

Adaptor Mount Kit

**Kit Part No. TL15401**

**Kit contains**

**One TL15720 Mount**

**One TL94904 Plug**



### Cam-On Mount Kit for 2 1/2" Diameter Lamps

High impact plastic mount with branch deflector

**Kit Part No. TL10410**

**Kit contains**

**One TL10728 mount**

**One TL94924 Plug**



### Model 19 Aluminum Lamp Guard

Use with model 19 base mount lamp kits. Holes on 3" centers.

**Part No. TL19724**



### Model 19 Base Mount Parts

Features unique plug-in design for ease of installation of the TL19200R/Y and TL19206 lamps

Gray base:

**Part No. TL19720**

Gray Base With Hot Wire:

**Part No. TL19721**

Gray Base With 9" radius:

**Part No. TL19722**

Black Base:

**Part No. TL19728**

Gray Base With Hot Wire & .18 male terminal:

**Part No. TL19740**

Gray Mount w/4.68" radius:

**Part No. TL19750 (shown below)**

Hot Wire:

**Part No. TL96904**

Hot Wire With .180 Bullet:

**Part No. TL96919**



**TL19721**



**TL19750**

**Truck-Lite**

**Truck-Lite**

**TRUCK-LITE CLEARANCE LIGHT MOUNTING ACCESSORIES****Cam-On Mount Kit for 2" Lamps**

High impact plastic lamp mount

**Kit Part No. TL30403**

Kit contains

**One TL00801 Mount**

**One TL94902 Plug**

**Branch Deflector Mount Kit for 2" Lamps**

High impact plastic lamp mount with branch deflector allows 2" lamps to be surface mounted in a grommet

**Kit Part No. TL30404**

Kit contains:

**One TL30700 Grommet**

**One TL30721 Mount**

**One TL94902 Plug**

**Branch Deflector Mount Kit for 2" Lamps**

High impact plastic lamp mount with branch deflector allows 2" lamps to be surface mounted in a grommet

**Kit Part No. TL30405**

Kit contains:

**One TL30701 Grommet**

**One TL30722 Mount**

**One TL94902 Plug**

**Cam On Mounts for 2" and 2.5" Lamps**

High impact plastic mount  
Requires 94924 plug.

Suitable for PC needs on a 45 degree angle when using PC rated lamps.

**Part No. TL10721**

Clear mount without ribs.

**Part No. TL10724**

Gray mount without ribs.

**Part No. TL10727**

Clear mount 8.5" radius.

**Part No. TL10728**

Gray mount.

**Branch deflector mount for 2.5" Lamps**

- Designed to mount on a 4.6" radius corner.
- Screws mount perpendicular to radius.
- Allows lamp to be surface mounted in a grommet.
- Suitable for PC requirements on a 45 degree angle when using LED or incandescent PC rated combination lamps.

**Part No. TL10725**

**Model 30 Mounting Bracket**

Used for mounting grommets requiring  $2\frac{5}{16}$ " diameter hole, part numbers TL30700 and TL30702

**Part No. TL30728**

**Model 10 Mounting Bracket**

Heavy steel angle bracket for mounting grommets requiring 2.781" hole, grommet part number TL10700, TL10702, and TL10708 and grommet requiring 3" hole, part number TL10704.

Bracket with  $2\frac{25}{32}$ " Hole

**Part No. TL10729**

Bracket with 3" Hole

**Part No. TL10730**

**Curved bracket for 2.5" Lamps**

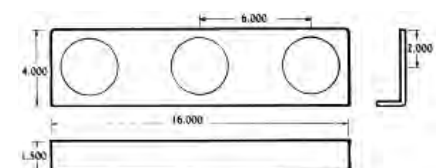
- Screws mount perpendicular to radius.
- Allows lamp to be surface mounted in a grommet.
- Suitable for PC requirements on a 45 degree angle when using LED or incandescent PC rated combination lamps.
- Designed to mount on a 4.6" radius corner.

**Part No. TL10738**

**Three Lamp Mounting Bracket**

For mounting grommets requiring 3" diameter hole.

**Part No. TL00814**





## SOCKETS AND PLUGS FOR TRUCK-LITE LAMPS

**Part No.    Function    Length    Termination    Color**

**Marker/Clearance Plug**

**16 gauge wire, tin plated brass terminals**

<b>TL94902</b>	1 Ground	6"	#6 Ground Terminal	White
	2 Marker	6"	6/32" Wire Strip	Black



**Marker/Clearance Plug**

**16 gauge wire, right angle design for use in space limited areas.**

<b>TL94924</b>	1 Ground	6"	#10 Ring Terminal	White
	2 Marker	6"	6/32" Wire strip	Black



**Identification Bar Harness**

**For sealed lamp identification bar assemblies. 14 gauge wires**

<b>TL93908</b>	1 Ground	41/2"	#10 Ring Terminal	White
(9" centers)	2 Marker	8"	11/32" Wire Strip	Black



**Super 21 Plug**

**16 gauge wire, tin plated brass terminals.**

<b>TL96930</b>	1 Marker	12"	6/32" Wire Strip	Black
----------------	----------	-----	------------------	-------



**Marker/Clearance Socket Assembly**

**For 18300 and 25760Y lamps. Bulb not included.**

<b>TL94940</b>	1 Ground	12"	#10 Ring Terminal	White
(#194 Bulb)	2 Clearance	12"	12/32" Wire strip	Black
	(18 Ga. Wires)			



**Stop/Turn Plug**

**For use with double contact sealed incandescent stop/turn/tail lamps**

<b>TL94925</b>	1 Ground	10"	#10 Ring Terminal	White
	2 Stop/Turn	10"	6/32" Wire Strip	Red



**Stop/Turn/Tail Plug**

**For use with double contact sealed incandescent stop/turn/tail lamps**

<b>TL94926</b>	1 Ground	10"	#10 Ring Terminal	White
	2 Tail	10"	6/32" Wire Strip	Black
	3 Stop & Turn	10"	6/32" Wire Strip	Red



**Right Angle Stop/Turn Plug**

**For use with single contact sealed stop/turn lamps**

<b>TL94992</b>	1 Ground	10 <sup>1</sup> / <sub>2</sub> "	#10 Ring Terminal	White
	2 Tail	10 <sup>1</sup> / <sub>4</sub> "	6/32" Wire Strip	Red









## SOCKETS AND PLUGS FOR TRUCK-LITE LAMPS

**Part No.    Function    Length    Termination    Color**

**Right Angle Stop/Turn/Tail Plug**


**For use with double contact sealed stop/turn/tail lamps**

<b>TL94931</b>	1 Ground	48"	#10 Ring Terminal	White		-1
	2 Tail	48"	6/32" Wire Strip	Black		-2
	3 Stop/Turn	48"	6/32" Wire Strip	Red		-3

<b>TL94993</b>	1 Ground	10 <sup>1</sup> / <sub>2</sub> "	#10 Ring Terminal	White		-1
	2 Tail	10 <sup>1</sup> / <sub>4</sub> "	6/32" Wire Strip	Black		-2
	3 Stop/Turn	10 <sup>1</sup> / <sub>4</sub> "	6/32" Wire Strip	Red		-3


**Right Angle Stop/Turn/Tail Plug With Adaptor**

**Converts one stop/turn/tail into two stop/turn/tail plugs**

<b>TL94932</b>	1 Ground	10"	Plugs	White		-1
	2 Tail	10"		Brown		-2
	3 Stop/Turn	10"		Red		-3

**Single Plug Adaptor**

**Converts single plug female harness into a conventional single plug male harness which mates with most sealed S/T/T lamps**


<b>TL94897</b>	1 Ground	5"	Plugs	White		-1
	2 Tail	5"		Brown		-2
	3 Stop/Turn	5"		Red		-3

(16 Ga. GPT wires)




**Identification Bar Harness**

**For sealed lamp identification bar assemblies. 14 gauge wires**

<b>TL93906</b>	1 Ground	22-1/2"	#10 Ring Terminal	White		-1
(6" centers)	2 Marker	26"	11/32" Wire Strip	Black		-2


**LED Fit 'N Forget Marker / Clearance Adaptor Plug**

**Used to adapt LED lamps to conventional plug harness systems.**

<b>TL93745</b>	1 Ground	4"	Plug	White		-1
	2 Marker/Clearance	4"	Plug	Black		-2

**Single Plug Adaptor**

**Converts single plug female harness into a conventional single plug male harness which mates with most sealed S/T/T lamps**

<b>TL94916</b>	1 Ground	18"	#10 Ring Terminal	White		-1
	2 Marker/Clearance	18"	6/32" Wire Strip	Black		-2



## GROTE STOP/TURN/TAIL LIGHTS

### U.S. 40 Series, Economy, Stop-Tail-Turn Lamp

- Standard female connection
- 4" dia. lamp
- Fits all competitive pigtails, brackets and grommets
- Hermetic lens-to-housing seal

Red **Part No. GR52922**

**Grote.**



### 4" Torsion Mount® II Stop/Tail/Turn Lamp

- The bulb cradle design minimizes bulb vibration
- 2057 long life bulb provides greater reliability
- Fits GR91740 and GR91950 grommets
- Pigtail choices are GR6700, GR66811, GR66812, GR66843, GR66844, GR66825

Red **Part No. GR52772**



### Oval Torsion Mount® III Stop/Tail/Turn Lamp

- The bulb cradle design minimizes bulb vibration
- Double contact
- Locking tabs assure solid pigtail connection
- O-ring seal design reduces corrosion
- 6.50" wide

Red **Part No. GR52562**

Yellow **Part No. GR52563**



### 4" Diameter 12V Sealed Stop/Tail/Turn Lamp Gray Polycarbonate

- O-ring design eliminates corrosion
- Double contact
- Locking tabs assure solid pigtail connections
- Uses GR91740 grommet, GR67002 pigtail (not included)
- Fits 4 1/2" diameter hole

Light Only:

Red **Part No. GR53102**

Yellow **Part No. GR53103**



### Economy Steel Stop/Tail/Turn Lamp

- Rugged steel construction
- Double contact. 1156 bulb
- Easy snap on lens
- Pigtail choices are GR68130, GR68150
- 5.5" wide in front, 4.5" wide in back
- Uses #10 screws to mount

Red **Part No. GR50232 (1013163)**

**Grote.**



**GROTE STOP/TURN/TAIL LIGHTS****3-Stud 12V  
Metri-Pack™****RH Replacement Lamp**

- Metri-Pack™ connector on left side
- Duramold, black finish
- With license window
- Services GM #15613944 and #15565732
- Services Navistar #1661282C91
- Pigtail No. GR68680 (not included)



Lens 6.75" high, 5.75" wide.  
Housing 3.188" deep.

**Light Only:**

Red **Part No. GR53702**

**3-Stud 12V  
Metri-Pack™****LH Replacement Lamp**

- Metri-Pack™ connector on right side
- With license window
- Services GM #15613943 and #15565731
- Pigtail No. GR68680 (not included)



Lens 6.75" high, 5.75" wide.  
Housing 3.188" deep.

**Light Only:**

Red **Part No. GR53712**

**3-Stud 12V Metri-Pack™  
Replacement Lamp  
With Double Connector**

- Metri-Pack™ connector on both sides
- With license window
- Replaces Navistar #1661281C91
- Pigtail No. GR68680 (not included)



Lens  
5.75" Wide,  
6.75" High  
Housing 3.188" Deep

**Light Only:**

Red **Part No. GR53762**

**3 Stud Torsion Mount 12V  
Universal  
Replacement Lamp**

- 6 in 1 lamp
- Universal wiring connection
- Four screw posts in junction box
- Fits all 3-stud mounting on heavy duty trucks



Lens 5.75" Wide  
6.75" High  
Housing 2.875" Deep

**Light Only:**

RH **Part No. GR52902**

LH **Part No. GR52912**

**3 Stud 12V Peterbilt,  
Chevrolet, Jeep, GMC  
Replacement Lamp  
With Pigtail**

- Replaces
- Peterbilt 16-02600R & 16-02600L
  - Chev. 370867 & 370868
  - Jeep SF5457197 & SF545719



Lens 5.75" Wide,  
6.75" High  
Housing 2.875" Deep

**Part No. GR50972**

**FORD® replacement box Red Lamp**

- Junction box with Ford OEM connector
- Features a license window
- Ford drivers side: F4HZ 13404A
- Ford passengers side: F4HZ 13405A
- Bulb # 3157
- Lens # 91302

Drivers Side (LH)  
**Part No. GR53792**

Passenger side (RH)  
**Part No. GR53782**





## GROTE TURN SIGNAL LIGHTING

### 2 Stud Chrome Lamp With Pigtail

- Switch lens for right or left
- Ground wire plus tab
- 73" long color-coded pigtail
- PVC heat-sealed loom
- Side marker light
- Acrylic lens, polycarbonate body
- Vertical mount

Height:  $4\frac{25}{32}$ "

Width:  $4\frac{9}{16}$ "

Deep:  $2\frac{7}{8}$ "

**Part No. GR55340**



5/16" studs 2" centers

### 2 Stud Lamp With Pigtail

- OEM styling
  - 73" long color-coded pigtail
  - Side marker light
  - Acrylic lens, polycarbonate body
  - Vertical mount
- Height:  $4\frac{3}{4}$ "  
Width:  $4\frac{1}{2}$ "  
Deep:  $2\frac{3}{4}$ "

**RH Part No. GR55410**

Replaces Chev/GMC 2017747

**LH Part No. GR55420**

Replaces Chev/GMC 2017751



### Thin Line Duramold Double Faced lamp

- Snap on lenses
- Molded in baffle
- Molded in O-ring
- Red and yellow lenses

DOUBLE CONTACT

**Part No. GR50630**

SINGLE CONTACT

**Part No. GR55220**



4.25" Diameter

### 4" Die Cast Double-Face Lamp Double Contact

- Shows yellow to front, red to rear
  - 3 screw acrylic lenses
  - Grommeted wire exit
- Dia. 4.125"  
Deep 2.375" Deep  
Red & yellow, chrome plated
- Part No. GR53000**



### 7" Jumbo Single Face Lamp

- 2 stud or bracket mounting
- Bull's-eye and concentric circle lens design
- Heavy gauge formed steel housing

With yellow arrow lens, molded .180 terminal:

**Part No. GR78303**



### Oval Torsion Mount™ III Side Turn/Marker Yellow Lamp

- Gel-Mount® cradle design minimizes bulb vibration
  - Extended dome for added visibility from front and rear
  - Contains reflex reflector
- Pigtails =  
GR67000, GR66812, GR66825, GR66843, GR66844.  
Yellow **Part No. GR52513**
- Pigtails =  
GR67002, GR66815, GR66816, GR66841, GR66845.  
Yellow **Part No. GR52533 (Male Pin)**



**Part No. GR52513**



**Part No. GR52533**



# TRUCK-LITE STOP/TURN/TAIL LIGHTING

## Model 40 4" Stop/Turn/Tail

### Grommet Mount Lamp and Lamp Kits

- Heavy duty shock mount with dual filament bulb
- Lens and housing are sealed
- Lamp mounts in 4 1/2" hole using vinyl grommet.
- Kits include lamp, TL40700 grommet, TL94993 plug.

Red 12V Kit:

**Part No. TL40002R**

Yellow 12V Kit:

**Part No. TL40002Y**

Red 12V Lamp Only:

**Part No. TL40202R**

Yellow 12V Lamp Only:

**Part No. TL40202Y**

Red Sealed Lamp Only

With reflector:

**Part No. TL40215R**



## Model 40 Economy S/T/T & F/P/T Products 4" sealed.

### Material:

Polycarbonate lens & housing, ABS flange, PVC grommet

Red Lamp Only

**Part No. TL40282R**

Yellow Lamp Only

**Part No. TL40282Y**

### Part No. TL40028R grommet kit:

1 - 40282R red lamp

1 - 40700 grommet

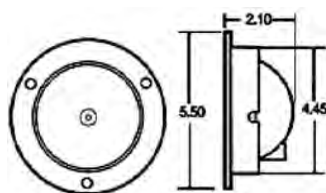
1 - 94993 plug



## Economy 40 S/T/T & F/P/T Products 4" Sealed

- Sealed polycarbonate lens & housing
- Grommet kit features flush mount in a 4-1/2" hole
- High impact plastic flange affixed to lamp
- Material: Polycarbonate lens & housing, ABS flange, PVC grommet, 16 gauge wire,

Red, lamp & gray flange **Part No. TL40229R**



FLANGE MOUNT



## Super 40 - 4" Lamp

### Stop/Turn/Tail and Front/Park/Turn 4" Sealed

- Lens and housing are sealed.
- Unique shock mount design prolongs bulb life.
- Lamp mounts in 4-1/2" hole using vinyl grommet.
- 12V

Red Sealed Lamp Only:

**Part No. TL40242R**

Yellow Sealed Lamp Only:

**Part No. TL40242Y**

Red Sealed Lamp Only with reflector:

**Part No. TL40248R**

### •Kits include

Lamp, TL40700 grommet and TL94993 plug

Red Super 40 Kit:

**Part No. TL40042R**

Red Super 40 Kit with reflector:

**Part No. TL40048R**



## Model 80 Bulb Replaceable

### Stop/Turn/Tail/Clearance Lamp

- Black steel housing.
- Flush mount with recessed lens and TL97945 steel retaining ring.
- One 1157 bulb, 12V
- Flange O.D. 5.50"
- Replacement lens - TL99008R.

Red Lens, Black Housing:

**Part No. TL80334R**



## Module bracket housing for 4" lamps

- Designed as replacement for many OEM applications.
- Includes red reflector.
- Accepts all 4" grommet or flanged mount lamps.

**Part No. TL40725**





## TRUCK-LITE STOP/TURN/TAIL LIGHTING

### Super 45

#### Stop/Turn/Tail/Park/Clearance Lamp

- Unique shock mount design prolongs bulb life.
- Lens and housing are sealed
- Lamp mounts in 4 1/2" hole using vinyl grommet.
- Kits include lamp, TL45700 grommet and TL94993 plug
- 12V

Red Sealed Lamp Only:

**Part No. TL45202R**

Yellow, Front Park And  
Turn Lamp Only:

**Part No. TL45202Y**



### Model 60 Sealed

#### Stop/Turn/Tail/Park Clearance Lamp

- Polycarbonate lens and housing are sealed
- 12V Shock mounted dual filament bulb
- Legal when mounted horizontal or vertical.

**Lamp Only:**

**Part No. TL60202R**

**Part No. TL60202Y**

Red Lamp Kit:

Kit includes lamp, TL60700 grommet, TL94993 plug

**Part No. TL60002R**

**Part No. TL60002Y**



### Model 41 Sealed Stop/Turn/Tail/Clearance Lamp

- Rectangular polycarbonate lens and housing are sealed
- Lamp mounts in 7.83" X 4.43" hole
- 12V

Red LH Lamp only

**Part No. TL41202R**

Red RH Lamp Only

**Part No. TL41203R**



### Combination stop,tail,turn, back-up & reflex reflector

Interchanges Navistar #1661281C91, and  
Navistar #1661282C91

RH lamp popular replacement for  
GM/IH OE #56139474, #15565732

Dual optic acrylic lens

Permatat body provides impact resistance

5315Y101 has dual Metri-Pack connectors-one on  
either side of the lamp

5315Y101 uses #9470 main harness

5316Y101 uses #9469 jumper harness.

Material: Polycarbonate lens & housing

Light Source: Bulb: #1157 S/T/T, Bulb: #1156 B/U

Replacement Parts:

9049 lens kit

9470 5-wire harness

9469 4-wire jumper

97706 lens gasket

Multi-function with license - Universal - Red lens

**Part No. TL5315Y101**

Multi-function with license - Curbside - Red lens

**Part No. TL5316Y101**





## TRUCK-LITE STOP/TURN/TAIL LIGHTING

### Power Unit Module

- Heavy gauge metal module with preassembled junction box with wiring harness.
- Contains: two TL40242R Super 40 stop/turn/tail lamps, one TL40204 Model 40 backup lamp, TL19206 Model 19 license plate lamp, junction box and wiring harness.
- 8.34" x 32.00"

**Part No. TL40850**



### Stop/Turn/Tail Module

- High impact plastic module box
- Mounts in 11" x 5.12" hole
- Contains 2 TL40202R lamps, 2 TL40700 grommets, module box and harness.. 12V

RH with 2 Stop/Turn/Tail: **Part No. TL40743**

LH with 2 Stop/Turn/Tail: **Part No. TL40742**



### Metal Stop/Turn/Tail Module With Side Marker

- Metal module box with side marker and turn signal lamps
- Contains 1 TL19200R lamp, 2 TL40242R lamp, 1 TL40241Y lamp, 3 TL40700 grommet and harness
- Total width 20.19", height 7.75"
- 12V

RH Module: **Part No. TL40763**

LH Module: **Part No. TL40762**



### Stop/Turn/Tail Module With Flange

- High impact plastic module box With Metal Mounting Flange
- Mounts in 11" x 5.12" hole
- Contains 2 TL40202R lamps, 2 TL40700 grommets, flange, module box and harness
- 12V

RH with 2 Stop/Turn/Tail: **Part No. TL40747**

LH with 2 Stop/Turn/Tail: **Part No. TL40746**

Module Box: **Part No. TL40722**



### Stop/Turn/Tail Module With Side Marker

- Metal module box with side marker and reflector
- Universal mount will retrofit a wide variety.
- Contains 2 TL40202R, 1 TL19200R marker lamp, 2 TL40700 grommets, flange, and harness
- Total width including side marker 13.5", height 7.75"
- 12V
- TL94812 is LH pigtail for 40756, TL94813 for TL40757

RH Module: **Part No. TL40757**

LH Module: **Part No. TL40756**



### Stop/Turn/Tail Module with back-up

- High impact plastic module box
- Mounts in 12.40" x 7.80" hole
- Contains 2 TL40202R lamps, 2 TL40700 grommets, module box, flange, harness, and TL40244 backup.

Left Hand: **Part No. TL40754**

Right Hand: **Part No. TL40755**





## TRUCK-LITE TURN SIGNAL LIGHTING


### Model 60 Sealed Mid Trailer Side Turn Lamp

- Lens and housing are sealed
  - Contains heavy duty shock mounted bulb
  - Reflectorized lens
- Red Lamp Kit (Rear): **Part No. TL60015R**  
 Yellow Lamp Kit: **Part No. TL60015Y**  
Lamp kits include:  
 TL60700 grommet, TL94993 plug and lamp
- Red Lamp Only: **Part No. TL60215R**  
 Yellow Lamp Only: **Part No. TL60215Y**



### Model 60 Sealed Turn Signal Lamp

- Polycarbonate lens and housing are sealed
  - 12V Shock mounted single filament bulb
  - Legal when mounted horizontal or vertical.  
2.25" x 6.375" including grommet
- Red Lamp Only: **Part No. TL60201R**  
 Yellow Lamp Only: **Part No. TL60201Y**



### Model 20 Side Turn Indicator Lamp

- Snap-in low profile lens that gives maximum 90 degree edge lighting.
  - Replacement lens is TL99005Y
- Yellow Lamp With  
 Dual Filament 1157 Bulb:  
**Part No. TL20304Y**

2.590" x 3.80"  
 Holes on 3.12"  
 centers



## MID-TRAILER WARNING PANEL

### Stainless Steel Mid-Trailer Warning Panel

- 300 series noncorrosive stainless steel panel.
  - Includes lamp with easy cleaning smooth arrow lens.
  - Panel measures 20" x 8" x 1".
  - Can be mounted left or right hand. 1156 bulb.
- Part No. 1010132 (Not Truck-lite brand)**



### Model 22 Sealed Surface Mount Side Turn Indicator Lamp

- Sealed polycarbonate lens and housing
  - Heavy duty shock mounted bulb
- Yellow DC Auxilliary Lamp Kit :  
**Part No. TL22002Y**  
 Yellow DC Auxilliary Lamp Kit w/Gasket  
**Part No. TL22004Y**  
 Yellow DC Lamp and Gasket Only  
**Part No. TL22006Y**  
 Yellow Lamp Only  
**Part No. TL22202Y**
- 2.410" X 5.940"  
 Mounting holes on  
 4.81" centers



### Quad Mount 5800 series front turn signal, park and side marker.

- Snap-on/Snap-off len, no screws.
  - Mounts left or right.
  - 1157 bulb.
  - Eliminates the need for separate side marker lamp.
  - Positive lens fit, corrosion proof, watertight.
  - GM # 15565531 interchange.
- Part No. TL5800AA**  
 Same with 9465 harness:  
**Part No. TL5800AAK**



### Double Faced Turn Signal Lamp - Universal

- Two stud for vertical mounting
  - Right or left hand
  - One 2357 bulb, red and yellow lens
- Replacement Lens: TL99128R, TL99128Y  
**Part No. TL4742**



### Bulb Replaceable Arrow T/S Products 7" Round

- Lamp functions as turn signal.
  - Features a directional arrow.
  - Surface mounts with 4 #10 screws
  - Requires a 1" diameter hole, 1" deep
  - Bulb: #1156, S-8 bayonet.
  - Designed at 12.8v, 2.1 amp.
  - Acrylic lens attaches to lamp with 4 screws
  - Popular lamp on buses & emergency vehicles
- Part No. TL90325Y**







# TRUCK-LITE MOUNTING ACCESSORIES

### Adaptor Ring For 4" Lamps

High impact plastic. Converts 4.75" hole to a 4.50" hole for mounting 4" sealed lamps

**Part No. TL50831**



### Model 60 Grommet

**Part No. TL60700**

Stainless steel oval bezel (Use with TL60700)

**Part No. TL60703**



### Grommet Mount Kit for 4" Lamps

Vinyl grommet for mounting 4" diameter sealed lamps in a 4.5" hole.

Grommet Mount Kit with TL94993 plug

**Part No. TL40403**

Grommet Only

**Part No. TL40700**



### Model 60 Mounting Brackets

Black painted reinforced steel.

Or if aluminum, noted.

For mounting the TL60700 grommet.

Mounting "L" Bracket

**Part No. TL60720**

Mounting Bracket without "L" Flange

**Part No. TL60722**

Mounting "L" Bracket, Aluminum

**Part No. TL60723**

Mounting Bracket, Stainless Steel

Tanker Mounting "L" Bracket

**Part No. TL60730**

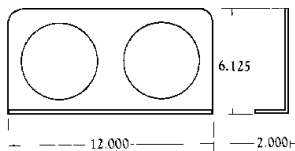


### Two Lamp Mounting Bracket

Accommodates 2 4" lamp assemblies

Black painted steel.

**Part No. TL40715**



### Model 60 Mounting Bracket

Gray painted steel for mounting TL60700 grommet. "Z" configuration designed for use with TL60015Y side turn light.

**Part No. TL60728**

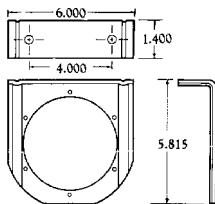


### Model 40 Mounting Bracket

Black painted reinforced steel

with 4.5" hole for mounting 4" lamps.

**Part No. TL40720**



### Grommet mount for 45 series lamps

Designed for flush mounting 45 series lamps. Grommet mounts in plate thickness of 1/8" to 3/32."

**Part No. TL45700**



### Mounting covers for 2" Lamps

Cover for P2 lamps.

Decorative and theft deterrent.

**Part No. TL30708**



### Mounting covers for 2.5" Lamps

Flange Cover.

Decorative and theft deterrent.

**Part No. TL10715**





## TRUCKLITE BACK UP LAMPS

### Model 40 4" Sealed Back-Up Lamp

- Polycarbonate lens and housing
- Shock mounted single filament bulb

**Clear 12V Lamp Only:**

**Part No. TL40204**

Clear Lamp Kit:

**Part No. TL40004**

Kit includes TL40204 lamp, TL40700 grommet, TL94992 plug



### Super 40 4" Sealed Back-Up Lamp

- Polycarbonate lens and housing
- Shock mounted 12V single filament bulb
- For grommet mount installation

**Part No. TL40244**



### Model 60 Sealed Back-Up Lamp

- Polycarbonate lens and housing
- Heavy duty shock mounted 12V single filament bulb
- Can be mounted horizontally or vertically

Clear Lamp Only:

**Part No. TL60204**

Clear Lamp Kit:

**Part No. TL60004C**

Kit includes TL60204 lamp, TL60700 grommet, TL94992 plug

2.25" x 6.375"  
including grommet



**Truck-Lite**

## GROTE LICENSE AND COURTESY LAMPS

### Duramold License Lamp

- Compact license lamp that protrudes less than 2"
- Nonbreakable lens, 4 cp bulb
- Mounts on 1.75" centers
- 1.625" H X 2.625" W

Gray

**Part No. GR60001**

Gray Hood Only

**Part No. GR93610**



### Compact Courtesy Lamp

- 1.5" Diameter
- Fits 1.25" hole in panels from .060" to .250" thick
- Rubber sealed spring and pigtail assembly
- Translucent white plastic lens with chrome shade

**Part No. GR60101**



### Field Resealable Turtle-Back II License Lamp

- Weathertight lens gasket seal
- Impact resistant bulb contacts
- Waterproof pin connections
- Used on Utility Trailers
- Mounting holes on 4.813" centers

**Part No. GR60331**



### Economy Courtesy Lamp

- Illuminates instrument panel and compartments
- Clear plastic lens
- Zinc plated
- 1.5" x 2.75"

**Part No. GR60151**



### License Lamp

- Single bulb sonic sealed for long life.
- 15,000 hour bulb
- 3.50" H X 3.375" W

License Lamp Only:

**Part No. GR60261**

License Lamp and Bracket Kit:

**Part No. GR60280**



**Grote.**



## TRUCK-LITE LICENSE AND COURTESY LAMPS

### Model 15 License lamp Mounting Bracket Kit

- Mounting holes on 2" centers
- 3.38" wide
- Projects 2.26" from mounting surface

Includes one TL15729 bracket, one TL15208 lamp

#### Part No. TL15011

Gray, kit with 12v LED 15040

#### Part No. TL15040



### Model 15 Rectangular Sealed Lamp

- Polycarbonate lens and housing are sealed
- 15,000 hour bulb
- 1.20" X 2.49"

#### Part No. TL15200C



### Model 15 license lamp

- High impact polycarbonate sonically sealed lens and housing.
- Features 15,000 hour long life.
- 12 volt

#### Part No. TL15208



### License Plate Bracket

- Black painted steel
- Universal mount
- Use with TL15208 & TL15011

#### Part No. TL42722



### Model 26 Bulb replaceable License Plate Lamp

- Cadmium plated steel housing
- Mounts on 2" centers
- Contains one 67 bulb

#### Part No. TL26330



### Model 26 Bulb replaceable License Plate Lamp

- High impact gray plastic housing
- Mounts on 1.75" centers
- Contains one 67 bulb

Clear Lamp: **Part No. TL26335**



### Model 19 Double Bulb Sealed Lamp


- Polycarbonate lens and housing are sealed

Clear Utility Lamp:

#### Part No. TL19200C

Clear License Plate Lamp:

#### Part No. TL19206



### Super 21 Sealed License Plate Lamp

- Polycarbonate lens and housing are sealed
- Bulb shock mount

Clear Sealed Unit Only:

#### Part No. TL21204C

Clear Lamp Kit: (Includes Base)

#### Part No. TL21004C



### Model 26 Bulb Replaceable License Plate/Courtesy Lamp

- Chrome plated brass housing
- Snap fits into 1.25" hole
- Contains one 67 bulb

Clear Lamp:

#### Part No. TL26331



### Model 26 Bulb Replaceable License/Utility Lamp

- Chrome plated steel lens shade
- Similar to lamps used on GM vehicles
- Contains one 67 bulb
- Two lamps required for license plate illumination
- 2.00" H, 3.00" W, mounting holes on 2.625" centers

Clear Lamp: **Part No. TL26336**





## DOMES LIGHTS

### Round Dome Lamp With Switch

- Surface mount
- Corrosion- shatter -heat proof
- Low profile to protect against knock-off
- 5.875" diameter
- Snap-off lens for easy bulb replacement

**Part No. GR61161**

**Grote.**



### Permalite™ LED interior dome lamp

- Wide 180° diffused light pattern
- Light output stays constant throughout entire voltage.
- Designed for extreme temperatures: -50°F to 180°
- Unbreakable polycarbonate lens.
- Pulls .91 amps at 12 volts.
- Operating range 9V to 30V
- Dimensions 18.25" x 5.75" x 1.01"
- .73" recessed depth.
- 3 year limited warranty.

**Part No. 51-22111**



## TRUCK-LITE DOME LIGHTS

### Model 80 7" Clear Dome Lamp

- Chrome plated steel housing
- Push type on/off switch
- One 1156 bulb
- 8.250" Diameter

Replacement lens TL99088C

**Part No. TL80354**



### Model 80 5" Dome Lamp

- Chrome plated steel housing
- One 1156 bulb
- 6.380" Diameter

Replacement lens TL99080C, TL99082C (with hole)

Light with Switch

**Part No. TL80350**

Light w/o Switch

**Part No. TL80351**



### Model 40 4" Sealed Grommet Mount Dome Lamp

- Polycarbonate lens and housing are sealed.
- Heavy duty shock-mounted bulb
- Clear, sealed lamp only

**Part No. TL40203**



### Model 10, 2.5" Sealed Dome Lamp

- Polycarbonate lens and housing are sealed.
- Clear, sealed lamp only

**Part No. TL10202C**



### Model 30, 2" Sealed Utility Lamp

- Polycarbonate lens and housing are sealed.
- Clear, sealed lamp only

**Part No. TL30200C**



**Truck-Lite®**



## UTILITY AND WORK LAMPS

### Par 36 Rubber Tractor and Utility Lamp

- 12V
- Shock absorbing weatherproof body
- Utility, fifth wheel, backup, tractor or off-road applications
- Accepts 4589 (24V), 4411 (12V), 4511 (6V), H7606 halogen.
- Swivel mount, complete with all mounting hardware
- Housing part no. GR64930

#### Part No. GR64931

Housing 5.00" O.D.,  
2.75" Deep  
Extends 5.875"  
From Surface.

**Grote.**



### Par 36 Rubber Housed Multi-Purpose Lamp

- Accepts clear 4411-1 sealed beam
- 5/16-18 stud mount
- 4.75" housing diameter

Accepts clear 4411-1 12V 3000 c.p. Sealed beam:

#### Part No. TL80360

Accepts clear 4509 12V 110,000 c.p. sealed beam:

#### Part No. TL80374

**Truck-Lite**



### Rectangular Rubber Housed Multi-Purpose Lamp

- Accepts 6" x 3 1/2" rectangular halogen sealed beam.
- Universal mount.

Clear H9420 12V beam:

#### Part No. TL80388

Clear with H9406 wide flood beam:

#### Part No. TL80396

**Truck-Lite**



## TRUCK-LITE SNOW PLOW AND ALL TERRAIN LIGHT KIT

### Snow Plow and All Terrain Light Kit

- High impact polycarbonate & steel construction.
- Features high beam/low beam halogen headlamps & integrated park/turn lamps.
- Lamp functions as a snow plow, all terrain light, or off road/auxiliary light.
- Mounts on one 1/2"-13 stud. • 1157 bulb.
- Kit also includes a switch, a grommet that protects wiring at the switch, and a heavy-duty flasher.
- One piece harness runs from switch to the front of the vehicle & attaches with Scotchlock connectors

#### Part No. TL80800 Universal Kit

Kit Components:

80800 universal kit:

1 - 80810 LH lamp, 1 - 80820 RH lamp, 1 - 80830 main harness, 1 - 80840 hardware set



**Truck-Lite**



**FLEETCRAFT® INCANDESCENT LIGHTING SYSTEMS**

**Part No. Description**

**9780010** 2-1/2" Red Marker lamp  
**9780011** 2-1/2" Amber Marker lamp  
 Round clearance or side marker light.  
 PC-Rated. PL10  
 Mount on a 45 degree angle.  
 Features sonically sealed lens.  
 Accepts industry standard 2-prong plug.



**9780012** 2-1/2" Amber clearance/marker lamp  
**9780013** 2-1/2" Red clearance/marker lamp  
 Recess mount marker clearance  
 light with built-in relfex.



**Part No. Description**

**9780014** Marker Lamp, double bulb: Amber  
**9780015** Marker Lamp, double bulb: Red  
 Dual bulb, bullseye marker/clearance light  
 with black base.  
 Features snap-on, replaceable lens  
 and bulbs. All-weather molded  
 plastic housing. Mounts on industry  
 standard 3" centers.



**Part No. Description**

**9780016** Marker Lamp, double bulb: Amber  
**9780017** Marker Lamp, double bulb: Red  
 Oval, 2-wire.



**Part No. Description**

**9780019** Marker/Clearance Lamp, Red  
**9780020** Marker/Clearance Lamp, Amber  
**9780021** Marker/Clearance Lamp, Amber/Red Combo  
 Sealed, 2-bulb. PC-rated .  
 Sonically sealed.  
 Mounts on industry  
 standard 3" centers.  
 9780005 is the mounting  
 bracket, also available.



**PIGTAILS:**

**Part No. Description**

**9790401** Pigtail, right angle  
 for ST/T/T lamps  
**9790402** Pigtail, 3-wire,  
 for ST/T/T lamps  
**9790403** Pigtail, PL10  
 for Marker lamps



**Part No. Description**

**9780025** 2" Marker Lamp-flush mount flange: Red  
**9780026** 2" Marker Lamp-flush mount flange: Amber  
 Round clearance or side marker light.  
 PC-Rated light. PL10  
 Features sonically sealed lens  
 Accepts industry standard  
 2-prong plug.



**Same as above with Orange colored flange for TRAC.**

**Part No. 9780035** Red  
**Part No. 9780036** Amber

**Part No. Description**

**9780027** 2" Marker Clearance Lamp  
 surface mount flange: Red  
**9780028** 2" Marker Clearance Lamp  
 surface mount flange: Amber



**Part No. Description**

**9780031** 2" Red marker lamp  
**9780032** 2" Amber marker lamp  
 Round clearance or side marker light.  
 PC-Rated light. PL10  
 Features sonically sealed lens  
 Accepts industry  
 standard 2-prong plug.



**GROMMETS**

**Part No. Description**

**9780000** 2-1/2" grommet, back open  
**9780030** 2" Grommet, back open  
**9780040** 4" grommet, back open  
**9780070** 6" oval grommet, back open



**9780005** Mounting bracket  
 with plug for 9780019/20



**9790301** 3/4" grommet





**FLEETCRAFT® INCANDESCENT LIGHTING SYSTEMS**

**Part No. Description**

**9780041** 4" Red Stop/Turn/Tail lamp, Red  
**9780042** 4" Red Stop/Turn/Tail lamp, Amber  
Sealed red stop/turn/tail light for flush mount.  
Features sonically sealed lens  
Shock proof bulb (3-yr warranty)  
Accepts industry standard 3-prong plug.



**Part No. Description**

**9780043** 4" Red Stop/Turn/Tail lamp with flange.  
Red.Sealed, flange mount.  
Features sonically sealed lens.  
Shock proof bulb.  
Accepts industry standard 3-prong plug.  
**9790043** Same, with pigtail clip.



**Part No. Description**

**9780044** License light with bracket.  
Bracket is steel with black finish.  
Surface mount on 3.5" centers.  
Hardware included. Replaceable bulb.



**Part No. Description**

**9780045** License light with bracket.



**Part No. Description**

**9780048** License light  
License plate light with gray coated plastic housing.  
Mounting ears for surface mount.  
Includes gasket for weather-tight seal.  
Mounts on 3-1/4" centers. Replaceable bulb.



**Part No. Description**

**9780053** License light. Sealed.



**Part No. Description**

**9780054** 2.5" Marker flange flush mount. Red.



**9780055** 2.5" Marker flange flush mount. Amber.



**Part No. Description**

**9780063** 4" Stop/Turn/Tail orange flange mount (TRAC) with pigtail clip.



**Part No. Description**

**9780071** 6" oval Stop/Turn/Tail lamp, Red  
Sealed red stop/turn/tail light for flush mount.  
Features sonically sealed, waterproof lens and housing in a single unit. Shock proof socket guarantees long bulb life.  
Accepts industry standard 3-prong plug.



**Part No. Description**

**9780074** 6" oval Stop/Turn/Tail lamp Kit, Red  
Same as above with grommet and pigtail.

**Part No. Description**

**9780075** Mid-Turn lamp, Amber  
Sealed amber mid-ship turn signal and side marker light. Meets FMVSS 108 requirements for side turn signal with added side marker and reflector functions.  
Features sonically sealed, waterproof lens and housing in a single unit. Shock proof socket guarantees long bulb life.  
Accepts industry standard 3-prong plug.



**Part No. Description**

**9792001** ABS marker lamp  
Surface mount.  
Sealed



**PIGTAILS:**

**Part No. Description**

**9790401** Pigtail, right angle for ST/T/T lamps



**9790402** Pigtail, 3-wire, for ST/T/T lamps



**9790403** Pigtail, for Marker lamps





**FLEETCRAFT® LED LIGHTING SYSTEMS**

**Part No. Description**

**9890025** 2" Red marker lamp, 5-diode

**9890026** 2" Amber marker lamp, 5-diode  
Flange flush mount.



**Part No. Description**

**9890027** 2" Red marker lamp, 5-diode

**9890028** 2" Amber marker lamp, 5-diode  
Flange flush mount. Weather tight Plug.  
Orange flange, for TRAC.



**Part No. Description**

**9890031** 3/4" Red marker lamp, 2-diode

**9890032** 3/4" Amber marker lamp, 2-diode



**Part No. Description**

**9890040** 4" Stop/Turn/Tail Red lamp, flange.

Sealed, flange mount 10 diode.

Features sonically sealed lens

Accepts industry standard

3-prong plug



**9890041** Same as 9890040, with 7 diodes.

**9890042** 7 diode with weathertight plug for TRAC.

**9890043** 1(single) diode with pigtail clip.

**Part No. Description**

**9890045** 4" Stop/Turn/Tail Red lamp,

Grommet mount. 10 diode

Accepts industry standard 3-prong plug

Features sonically sealed lens.

All-weather molded plastic housing

and durable lens protect against corrosion.



**Part No. Description**

**9890047** LED license light with bracket



**Part No. Description**

**9890048** LED license light



**Part No. Description**

**9890055** 2" Red marker lamp, 4-diode

**9890056** 2" Amber marker lamp, 4-diode

Clearance or side marker light.

Features sonically lens.

Accepts industry standard 2-prong plug.



**Part No. Description**

**9890057** 2-1/2" Red marker lamp, 4-diode

**9890058** 2-1/2" Amber marker lamp, 4-diode

LED clearance or side marker light.

Features sonically sealed lens.

Accepts industry standard

2-prong plug.



**Part No. Description**

**9890065** Thin line Red marker lamp, 6-diode

**9890066** Thin line Amber marker lamp, 6-diode

Clearance or side marker light.

Features sonically sealed lens.

Mounts on industry standard 3" centers.

Two-wire plug contains

both lead wire and ground

wire for mounting to all surfaces.



**Part No. Description**

**9890068** Thin line Red marker lamp, 6-diode

**9890069** Thin line Amber marker lamp, 6-diode

Clearance or side marker light,

ideal for mounting in

narrow rail applications.

Features sonically sealed lens.

Mounts on industry standard 3" centers.



**Part No. Description**

**9890072** 6" oval Stop/Turn/Tail lamp, Red

**9890073** 6" oval Stop/Turn/Tail lamp, Amber

10-diode. Sealed, flush mount.

LED parking/rear turn signal light.

Features sonically sealed lens.

All-weather molded plastic housing

Accepts industry standard 3-prong plug



**Part No. Description**

**9790076** Mid-turn Amber lamp,

9-diode.



**PIGTAILS:**

**Part No. Description**

**9790404** Pigtail, LED,  
for marker lights







**FLEETCRAFT® LED LIGHTING SYSTEMS**

**GLOLIGHTS™**

**Part No. Description**  
**9890080** 4" Red stop, turn, tail light, grommet mount. PL3 plug. Glo-Light™



**Part No. Description**  
**9890081** 6" Yellow Oval stop, turn, tail light, grommet mount. PL3 plug. Glo-Light™



**Part No. Description**  
**9890083** 4" Red stop, turn, tail light, flange mount. PL3 plug. Glo-Light™



**Part No. Description**  
**9890085** 2.5" Red marker light, grommet mount. PL3 plug. Glo-Light™

**9890086** 2.5" Yellow marker light, grommet mount. PL3 plug. Glo-Light™



**Part No. Description**  
**9890087** 2" Red marker light, grommet mount. PL3 plug. Glo-Light™

**9890089** 2" Yellow marker light, grommet mount. PL3 plug. Glo-Light™



**FLEETCOUNT™**

**Part No. Description**  
**9890110** Mini-LED license light. 2 diodes. Polished chrome plated housing. Surface mount on 2" centers.



**9892001** 2" Yellow ABS light. Flush flange mount. 3 diode.



**GloLight™**

**Stand Out**





## LED LIGHTING PRODUCTS

### LED TECHNOLOGY

#### Features and Benefits of LED Technology

- Designed to meet SAE standards.
- Lens and housing assemblies are polycarbonate.
- Marker lamps use self-sealing snap-lock plug assembly with integrated O-ring.
- Faster start up results in quicker reaction time for Stop/Turn/Tail lamps.
- LEDs are rated at 100,000 hours of operation.

**LED** - A Light Emitting Diode creates light when electrons pass from one plate to another and a photon is created. Light is created with almost no heat or invisible light as byproducts.

**The number of Diodes per light are changing all the time!**

**The following pages show our enhanced and expanded section of LED Lighting Products:**





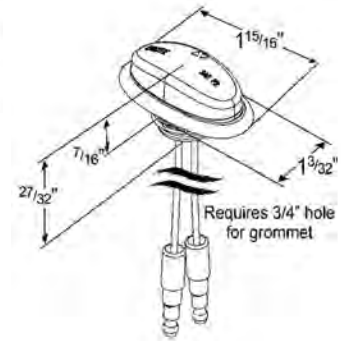
## GROTE LED LIGHTING

### Micro Nova®, Clearance/Marker LED Lamp

**Part No. GR47962** Red

**Part No. GR47963** Yellow

- No exposed fasteners
- Hermetic lens-to-housing seal
- Encapsulant potting for total circuit-board protection.
- Small size fits in narrow application.
- Low profile makes lamp less susceptible to damage



### Super Nova®, Thin-Line Clearance/Marker LED Lamp

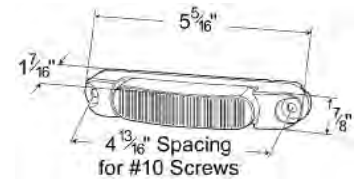
**Part No. GR46902** Red Lens, White Body

**Part No. GR46903** Yellow Lens, White Body

**Part No. GR46922** Red Lens, Red Body

**Part No. GR46933** Yellow Lens, Yellow Body

- Sealed marker lamp
- Thin-Line design fits narrow rails and channels
- Advanced Pin Connection System
- Turtleback® design for maximum durability
- Uses Grote's Double Seal, UBS pigtail for maximum protection against corrosion

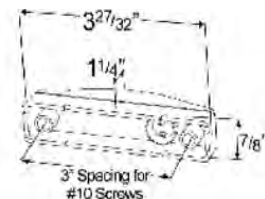


### Super Nova®, 3" Centers, Thin-Line Clearance/Marker LED Lamp

**Part No. GR47242** Red

**Part No. GR47243** Yellow

- 3" mounting center.
- Field-replaceable lens.
- Encapsulant potting for total circuit-board protection.
- Anti-torque design protects against over-tightening and lens cracking.
- Wire exit holes at ends allow for flow-through harnessing.
- Meets PC function only when mounted at a 45° angle.

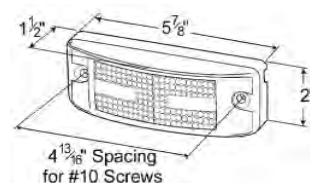


### SuperNova®, Sealed Turtleback® II, Clearance/Marker LED Lamp

**Part No. GR47072** Red

**Part No. GR47073** Yellow

- Bullet-proof potted for total circuit board protection
- Hermetic lens-to-housing seal
- Advanced Pin Connection System
- Tin-plated, brass terminals eliminate failure causing leak paths
- Uses same Double Seal, UBS pigtail as incandescent for a quick Plug-and-Go retrofit
- Turtleback® design for maximum lens durability





## GROTE HI-COUNT® LED LIGHTING

### Hi-Count®, 2-1/2" Marker Clearance Lamp

**Part No. GRG1032** Red

**Part No. GRG1033** Yellow

- Twist on mounting for easy installation.
- 13 diodes.

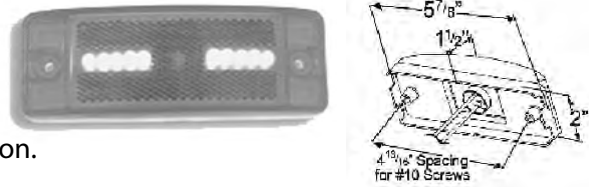


### Hi-Count®, Turtleback II® LED Lamp

**Part No. GRG2102** Red

**Part No. GRG2103** Yellow

- Hermetic lens to housing seal.
- Molded bullet with chassis ground-ring terminal connection.
- Shock absorbing, heat-resistant lens and lamp base.
- Red lamp has 8 diodes, yellow lamp has 10 diodes.

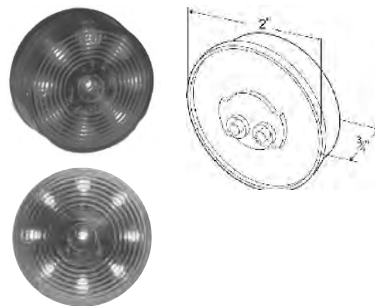


### Hi-Count®, 2" 9-Diode LED Lamp

**Part No. GRG3002** Red

**Part No. GRG3003** Yellow

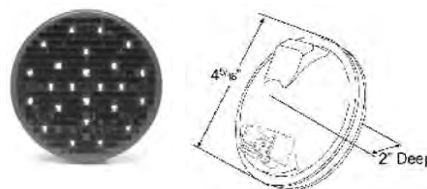
- Hermetic lens-to-housing seal.
- Uses the same UBS double-seal pigtail as the incandescent version for a quick Plug-and-Go® retrofit.
- Twist-on mounting for easy installation.
- Concentric, multiple-diode layout.
- Fits all popular mountings and grommets.



### Hi-Count®, 4" Stop.Turn Tail LED Lamp

**Part No. GRG4002** Red

- Female pin termination accepts all popular plug-in connectors.
- Concentric, high count diode design 24 in red, 39 in yellow.
- Fits all popular mountings and grommet.



### Hi-Count®, Square-Corner 13-Diode LED Lamp

**Part No. GRG4602** Red

**Part No. GRG4603** Yellow

- Molded snap-ring
- Field-replaceable lens
- Bullet-proof potted circuit board for total protection against moisture and vibration



### Hi-Count®, Double Face Stop Turn Tail with side marker

**Part No. GRG5530** Red

**Part No. GRG5540** Yellow

- Three wire harness attached.
- 25 diodes. 2 on the side marker. Includes reflex reflector.






## GROTE LED LIGHTING

### SuperNova® 2 1/2", U.S. 10 Series, 2 Diode Clearance/Marker LED Lamp

**Part No. GR47122** Red

**Part No. GR47123** Yellow

- Bullet-proof potted for total circuit board protection
- Hermetic lens-to-housing seal
- Advanced Pin Connection System
- 2 1/2" diameter lamp
- Fits gray (GR43160), black (GR43162), and Chrome (GR43163) theft-resistant flanges
- Uses same Double Seal, UBS pigtail as incandescent for a quick Plug-and-Go Retrofit
- Tin-plated, brass terminals eliminate failure causing leak paths and reduce corrosion

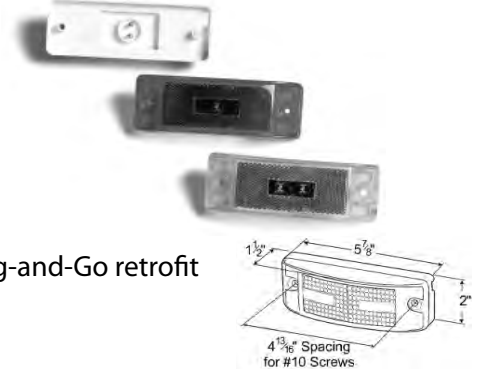


### SuperNova®, Sealed Turtleback® II, 2 Diode Clearance/Marker LED Lamp

**Part No. GR47162** Red

**Part No. GR47163** Yellow

- Bullet-proof potted for total circuit board protection
- Hermetic lens-to-housing seal
- Advanced Pin Connection System
- Tin-plated, brass terminals eliminate failure causing leak paths
- Turtleback® design for maximum lens durability
- Uses same Double Seal, UBS pigtail as incandescent for a quick Plug-and-Go retrofit

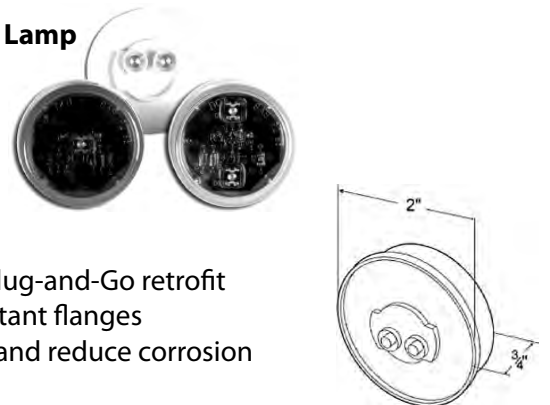


### SuperNova® 2", U.S. 30 Series, 1 Diode Clearance/Marker LED Lamp

**Part No. GR47112** Red

**Part No. GR47113** Yellow

- Bullet-proof potted for total circuit board protection
- Hermetic lens-to-housing seal
- Advanced Pin Connection System
- 2" diameter lamp
- Uses same Double Seal, UBS pigtail as incandescent for quick Plug-and-Go retrofit
- Fits gray (43150), black (43152), and Chrome (43153) theft-resistant flanges
- Tin-plated brass terminals eliminate failure causing leak paths and reduce corrosion



### SuperNova® 4", U.S. 40 Series, 10-Diode Pattern LED S-T-T Lamp

**Part No. GR53252 Grommet-Mount** Red

**Part No. GR53253 Grommet-Mount** Yellow

- Concentric pattern using only 10 diodes
- Lens design spreads light with maximum dispersion
- Bullet-Proof potted for total circuit board protection
- Hermetic lens-to-housing seal
- Advanced Pin Connection System uses tin-plated, solid brass pin terminals
- Uses same UBS pigtail as Male Pin incandescent
- Affordable LED technology





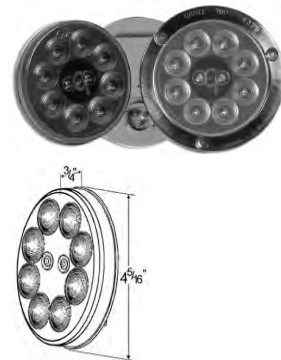
## GROTE LED LIGHTING

### SuperNova® 4", U.S. 40 Series, 10-Diode Pattern LED S-T-T Lamp

**Part No. GR53292, with Black, Theft-Resistant Flange-Mount** Red

**Part No. GR53302, with Stainless Steel, Theft-Resistant Flange-Mount** Red

- Concentric pattern using only 10 diodes
- Lens design spreads light with maximum dispersion
- Bullet-Proof potted for total circuit board protection
- Hermetic lens-to-housing seal
- Advanced Pin Connection System uses tin-plated, solid brass pin terminals
- Uses same UBS pigtail as Male Pin incandescent
- Use male to female adapter plug (66830) for an easy retrofit every time



### SuperNova® 4", U.S. 40 Series, Full Pattern S-T-T 24 Diode LED Lamp

**Part No. GR53312, Grommet-Mount** Red

- Bullet-Proof potted for total circuit board protection
- Hermetic lens-to-housing seal
- Uses same UBS pigtail as Male Pin incandescent
- Also available in Strobe Lamp Version
- New uniform and concentric diode pattern
- Product available in factory assembled white and black polycarbonate and stainless steel theft-resistant mounting flanges.
- Advanced Pin Connection System uses tin-plated, solid brass pin terminations



### SuperNova® Oval, U.S. 60 Series, LED Lamp

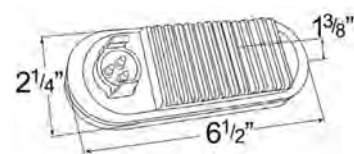
**Part No. GR53962, Grommet-Mount** Red

**Part No. GR53963, Grommet-Mount** Yellow

- Bullet-Proof potted LED circuit board
- Male pin termination for premium sealability
- Connects to ULTRA-BLUE-SEAL® harness
- Meets specifications for vertical & horizontal mounting
- Advanced Pin Connection System uses tin-plated, solid-brass terminals



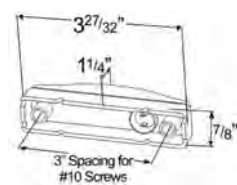
**Grote.**



### SuperNova® 3" Center Thin-Line Clearance / Marker LED Lamp

**Part No. GR78453**

- 3" mounting center
- Field-replaceable lens
- Encapsulant potting for total circuit-board protection
- Anti-torque design protects against over-tightening and lens cracking
- Meets PC function only when mounted at a 45° angle



### Thin-Line LED Pigtails

**Part No. GR66930 - 5" Long**

Factory molded plugs for use with ULTRA-BLUE SEAL trailer wiring system.

**Part No. GR66931 - 6" Long, for Ground Return System**

- UBS Sealing ring.
- Uses patented double-seal protection.
- Grease grooves for additional sealing protection.
- Factory molded plugs for use with ULTRA-BLUE-SEAL® trailer wiring system.





## TRUCK-LITE LED LIGHTING

### LED Model 10 Products 2-1/2 Marker and Clearance Lights - 2 & 3 Diode

- Electronics completely sealed in epoxy to resist corrosion & moisture
- Sonically sealed lens & housing
- Uses standard mounting holes & accessories
- Draws less current, allowing more power for other vehicle requirements
- Direct pin-to-circuit board solders assure vibration resistant contacts
- SureSeal plug assembly keeps corrosives from lamp
- High impact polycarbonate lens



### KITS

**Part No. TL10050R** grommet mount - kit: Red  
(1) - TL10250R lamp, (1) - TL10700 grommet, (1) - TL93745 plug

**Part No. TL10050Y** grommet mount - kit: Yellow  
(1) - TL10250Y lamp, (1) - TL10700 grommet, (1) - TL93745 plug

**Part No. TL10051R** flange mount - kit: Red

(1) - TL10251R lamp & flange, (1) - TL93745 plug

**Part No. TL10051Y** flange mount - kit: Yellow

(1) - TL10251Y lamp & flange, (1) - TL93745 plug



### LAMPS ONLY:

#### For Grommet mount:

**Part No. TL10250R** Red

**Part No. TL10250Y** Yellow

#### For Flange mount:

**Part No. TL10251R** Red

**Part No. TL10251Y** Yellow



### Super 10 ABS Horizontal lamp

**Part No. TL10212Y** Super 10 Yellow

#### Low Profile for grommet mount:

**Part No. TL10286R** Red

**Part No. TL10286Y** Yellow

#### Low Profile for flange mount:

**Part No. TL10389R** Red

**Part No. TL10389Y** Yellow

### 13 Diode pattern:

**Part No. TL1050** Red

**Part No. TL1050A** Yellow

- Standard PL-10 connection.
- Unique 13 diode starburst light output.
- Encapsulated electronics prevent damage from moisture & corrosion.





## TRUCK-LITE LED LIGHTING

### LED Model 10 Combination Products 2-1/2 - 8 Diode

- Innovative optic design allows one lamp the ability to function as two
- Electronics completely sealed in epoxy to resist corrosion & moisture
- Sonically sealed lens & housing
- Meets PC requirements on a 45 angle using all mounting devices
- Uses standard mounting holes & accessories
- Draws less current, allowing more power for other vehicle requirements
- Direct pin-to-circuit board solders assure vibration resistant contacts
- High impact polycarbonate lens
- Standard bullet terminal plug

#### KITS: (With TL94964 plug - PL10 connector)

**Part No. TL10075R grommet mount - Kit:** Red  
(1) - TL10275R lamp (1) - TL10700 grommet (1) - TL94964 plug

**Part No. TL10075Y grommet mount - Kit:** Yellow  
(1) - TL10275Y lamp (1) - TL10700 grommet (1) - TL94964 plug



#### LIGHTS:

**Part No. TL10275R** Grommet Mount, Red  
**Part No. TL10275Y** Grommet Mount, Yellow  
**Part No. TL10276R** Beehive, Red  
**Part No. TL10276Y** Beehive, Yellow  
**Part No. TL10279R** Flange, Red  
**Part No. TL10279Y** Flange, Yellow



### Model 15 License Light Kits

- High impact polycarbonate bracket
- Features snap-fit mount for quick installation & easy replacement
- Bracket may be surface mounted or used with bracket, TL15736

#### KITS:

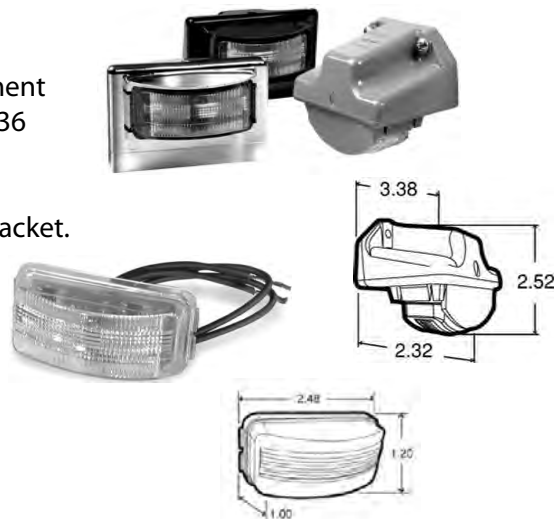
**Part No. TL15040**  
(1) - TL15205 12v lamp with adapter plug, (1) - TL15729 gray bracket.

#### LICENSE LIGHTS ONLY: (3 Diodes)

**Part No. TL15205** - 12v lamp with adapter plug.

**Part No. TL15208** - 12v lamp.

**Part No. TL15227** - 12v lamp, with bullets plug. (3 diodes)



### LED Model 15 Stainless Steel ID Bar (TL15250R lamps)

**Part No. TL15050R** Red

- Designed to fit applications requiring minimal space.
- Features stainless steel bar with three LED Model 15 lamps on 6" centers.
- Electronics completely sealed in epoxy to resist corrosion & moisture.
- Sonically sealed lens & housing Less susceptible to shock & vibration.
- Direct pin-to-circuit board solders assure vibration resistant contacts.







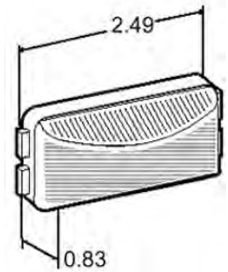
## TRUCK-LITE LED LIGHTING

### LED Model 15 Product Rectangular Sealed

- Direct pin-to-circuit board solders assure vibration resistant contacts
- Designed to fit applications requiring minimal space.
- Electronics completely sealed in epoxy to resist corrosion & moisture
- Less susceptible to shock & vibration
- Uses standard mounting holes & accessories
- High impact polycarbonate lens

**Part No. TL15250R (1 Diode)** Red

**Part No. TL15250Y (3 Diode)** Yellow

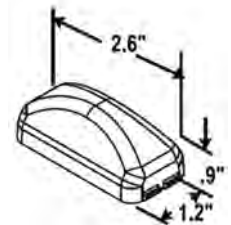


### Marker and Clearance LED Sealed. 2-3 diode pattern

- Electronics completely sealed in epoxy to resist corrosion & moisture
- Not suitable for PC requirements
- Uses standard connection.

**Part No. TL1560 (2 Diode)** Red

**Part No. TL1560A (3 Diode)** Yellow

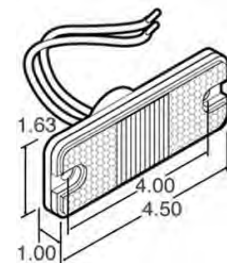


### LED Model 18 Products Sealed - 3 Diode

- Electronics completely sealed in epoxy to resist corrosion & moisture
- Uses standard mounting holes & accessories
- Less susceptible to shock & vibration
- Not suitable for PC requirements
- Meets SAE J592 standards
- Red & Yellow versions available Hard wired design
- High impact polycarbonate lens

**Part No. TL18050R** LED Lamp w/ Blunt Cut, Red

**Part No. TL18050Y** LED Lamp w/ Blunt Cut, Yellow

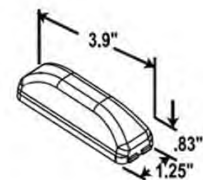


### LED Marker and Clearance - 4 Diode - Rectangular 1.25" x 3.9"

- Standard connection. • Encapsulated electronics.
- 4 diode LED pattern.
- Not recommended for PC applications.

**Part No. TL1960** Red

**Part No. TL1960A** Yellow



### Model 19, LED Sealed - 2/4 Diode and 4-6 Diode

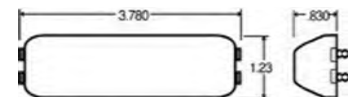
- Innovative optic design allows combination lamp the ability to function as two
- Designed to fit applications requiring minimal space
- Must be mounted horizontally
- PC rated lamps meet requirements on a 45°

**Part No. TL19250R (2 Diode)** Red

**Part No. TL19250Y (4 Diode)** Yellow

**Part No. TL19375R (4 Diode)** Red

**Part No. TL19375Y (6 Diode)** Yellow



### LED Model 19 Radius Gray Base Mount with 6.26" radius.

- Features unique plug-in design for ease of installation
- Low profile extra strength base, gray.
- Suitable for PC requirements on a 45 angle , polycarbonate base.

**Part No. TL19738**



## TRUCK-LITE LED LIGHTING

### LED Model 21 Combination Products Rectangular Sealed - 3-8 Diode

- DiamondShell hard coating available for additional protection
- Innovative optic design allows one PC rated lamp the ability to function as two
- Electronics completely sealed in epoxy to resist corrosion & moisture
- Less susceptible to shock & vibration.
- Uses standard mounting holes & accessories.
- Direct pin-to-circuit board solders assure vibration resistant contacts
- High impact polycarbonate lens
- Fit 'N Forget plug assembly keeps corrosives from lamp

#### KITS:

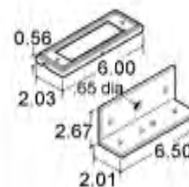
**Part No. TL21075R** Red  
(1) - TL21275R lamp, (1) - TL94862 plug.

**Part No. TL21075Y** Yellow  
(1) - TL21275Y lamp, (1) - TL94862 plug.

#### LIGHTS:

**Part No. TL21275R** Red

**Part No. TL21275Y** Yellow



### LED Model 21 Products Rectangular Sealed - 3 Diode

- DiamondShell hard coating available for additional protection
- Innovative optic design allows one PC rated lamp the ability to function as two
- Electronics completely sealed in epoxy to resist corrosion & moisture
- Less susceptible to shock & vibration.
- Uses standard mounting holes & accessories.
- Direct pin-to-circuit board solders assure vibration resistant contacts
- High impact polycarbonate lens
- Sure Seal plug assembly keeps corrosives from lamp

#### KITS:

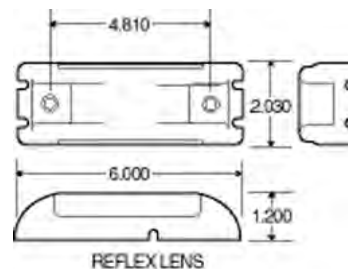
**Part No. TL21051R** Red  
(1) - TL21251R lamp, (1) - TL94862 plug.

**Part No. TL21051Y** Yellow  
(1) - TL21275Y lamp, (1) - TL94862 plug.

#### LIGHTS:

**Part No. TL21275R** Red

**Part No. TL21275Y** Yellow



### LED Model 21 Products Rectangular Sealed - 3 Diode ABS LIGHT:

**Part No. TL21210Y** Yellow





## TRUCK-LITE LED LIGHTING

### LED Model 30 Products 2" Sealed marker and clearance. - 2 and 3 Diode

- Electronics completely sealed in epoxy to resist corrosion & moisture
- Sonically sealed lens & housing
- Uses standard mounting holes & accessories
- Less susceptible to shock & vibration
- Direct pin-to-circuit board solders assure vibration resistant contacts
- Flange mount version permanently affixed to sealed lamp
- SureSeal plug keeps corrosives from LED lamp.

#### KITS

**Part No. TL30050R** Grommet Kit - Red  
(1) - TL30250R lamp, (1) TL30700 grommet, (1) - TL94862 plug.

**Part No. TL30050Y** Grommet Kit - Yellow  
(1) - TL30250Y lamp, (1) TL30700 grommet, (1) - TL94862 plug.

#### LIGHTS

**Part No. TL30250R** Red - Fit N Forget  
**Part No. TL30250Y** Yellow - Fit N Forget  
**Part No. TL30271Y** Yellow with ABS logo  
**Part No. TL30279R** Red - PL10 lamp  
**Part No. TL30279Y** Yellow - PL10 lamp  
**Part No. TL30285R** Red - Low Profile PL10 lamp  
**Part No. TL30285Y** Yellow - Low Profile PL10 lamp  
**Part No. TL30251R** Flange - Red



### LED Model 30 High Profile PC Rated, 2" Sealed - 8 Diode

- Most advanced & cost effective 2" clearance & marker lamp.
- LEDs have no filament, therefore are not susceptible to shock & vibration.
- Less current draw, resulting in increased battery & alternator life while allowing more power for other vehicle requirements.
- SAE PC rated for combination clearance/marker applications

**Part No. TL30275R** Red - PL10  
**Part No. TL30275Y** Yellow - PL10  
**Part No. TL30375R (2 Diode)** Red - Fit and Forget  
**Part No. TL30375Y (5 Diode)** Yellow - Fit and Forget



### LED Marker and Clearance, 2" round, 10 diode pattern

- Standard connection
- Unique 10 diode starburst light output
- Encapsulated electronics
- Not suitable for PC requirements

**Part No. TL3050** Red PL10  
**Part No. TL3050A** Yellow PL10



### LED Model 30 Beehive marker and clearance 2" Sealed, 2 and 5 diode.

- Popular replacement for cab marker or corner trailer applications.
- Meets SAE 592e & J2042 standards.

**Part No. TL30276R (2 Diode)** Red PL10





**TRUCK-LITE LED LIGHTING**



**LED Model 33 3/4" Sealed marker and clearance, 1 diode pattern.**

- World's smallest LED marker lamp for the transportation industry. legal requirements.
- Hard-wired lamp design is easily retrofitted
- Electronics completely sealed in epoxy to resist corrosion & moisture.
- Offers trailer engineers & manufacturers new trailer & rear door structure design flexibility.
- Requires 3/4" mounting hole.
- Reduces lighting costs due to physical damage & heat entrapment.

**KITS**

- Part No. TL33050R** Grommet Kit - Red
- Part No. TL33050Y** Grommet Kit - Yellow
- Part No. TL33075R** Grommet Kit - Red, with .180 bullet connection
- Part No. TL33075Y** Grommet Kit - Yellow, with .180 bullet connection



**LIGHTS**

- Part No. TL33250R** Lamp - Red
- Part No. TL33250Y** Lamp - Yellow
- Part No. TL33275R** Lamp - Red - with .180 bullet connection
- Part No. TL33275Y** Lamp - Yellow - with .180 bullet connection



**LED Model 33 Series 3-lamp grommet mount ID assembly**

- Part No. TL33740R** 3 lamp - Red, 14 volt
- World smallest LED marker lamp for the transportation industry
- Hard-wired lamp design is easily retrofitted
- Requires 3/4" mounting hol



**LED Model 33 Series license lamp and grommet mount kit**

- Part No. TL33010C**
- Hardwired lamp design is easily retrofitted, with only a 1-3/16" mounting hole required for grommet installation.
- Product designed to fit in 33705 grommet.
- Top and side plate mounting options.
- When mounted into a module, all wires are hidden inside module.
- Does not require a bracket, so it can be mounted directly into the vehicle.



**LED Model 35 Combo Marker and Clearance sealed, 5 diode**

- Slim 3/4" wide design makes lamp perfect solution for narrow rail designs.
- SAE PC rated for combination clearance/marker applications.
- Must be mounted horizontally.

- Part No. TL35375R** LED Lamp - Red      Fit N Forget
- Part No. TL35375Y** LED Lamp - Yellow      Fit N Forget

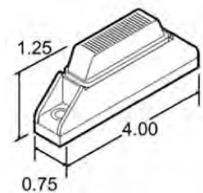




## TRUCK-LITE LED LIGHTING

### LED Model 35 Products Rectangular Sealed marker and clearance. 2 diode.

- Slim 3/4" wide design makes this lamp the perfect solution for lighting narrow trailer headers.
- Uses standard mounting holes on 3" centers.
- Electronics completely sealed in epoxy to resist corrosion & moisture.
- Less susceptible to shock & vibration.
- Must be mounted horizontally.
- **Kits include lamp & 94862 plug.**
- High impact polycarbonate lens Housing assembly.
- "Fit 'N Forget" plug assembly keeps corrosives from lamp.



#### KITS

**Part No. TL35001R** Kit - Red,

**Part No. TL35001Y** Kit - Yellow

#### LIGHTS

**Part No. TL35200R** Lamp - Red

**Part No. TL35200Y** Lamp - Yellow

### Armored Mount For LED Model 35 Products

- Extruded aluminum armored mounting bracket protects individual lamps from damage.
- Wiring routed through .65" access hole in base of mount.

**Part No. TL35720**

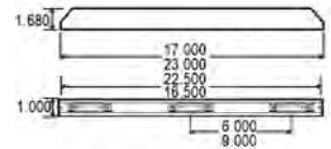


### LED Model 35 Aluminum ID Bar - 2 Diode - 14V

- Designed to fit applications requiring minimal space.
- Features aluminum bar with three LED Model 35 lamps on 6" centers.
- Slim 1" width is perfect for upper rail mounting.
- Electronics completely sealed in epoxy to resist corrosion & moisture.

**Part No. TL35740R** Red

(3) - TL352000R lamp, (1) TL00815 ID bar, (1) - TL96989 wiring harness.



### LED Model 36 Series Flex-Lite clearance marker - 3 diodes

- Provides a clearance/marker solution that requires no mounting brackets or installation screws.
- Lamps adhere directly to application surface through the use of heavy-duty adhesive backing.
- Rear exit wire version requires a 3/8" mounting hole, and self-seals hole upon installation.
- Easy-to-install peel-off liner.
- Hard-wired lamp design is easily retrofitable.

**Part No. TL36115R** Red

**Part No. TL36115Y** Yellow



### LED Model 36 Series Flex-Lite clearance marker - dual function - 3 diodes

- Lamps operate in minor and major output levels; major function activated by the brake function or turn signal.
- Yellow Major function is 3 times brighter than minor function.
- Red Major function is 7 times brighter than minor function.

**Part No. TL36203R** Red

**Part No. TL36203Y** Yellow





## TRUCK-LITE LED LIGHTING

### Super 44 Rear Turn, 4" Sealed / 42 Diode Pattern/ STT/T

- New slim housing fits into areas where space is at a premium.
- Electronics completely sealed in epoxy to resist corrosion & moisture
- Uses standard Model 40 mounting holes & accessories.
- SureSeal plug assembly keeps corrosives from lamps
- Mounting grommet Housing assembly with Light Emitting Diodes
- High impact polycarbonate lens .

**Part No. TL44202R** ST/T/T Grommet Mount, Red.

**Part No. TL44222R** ST/T/T Flange Mount, Red.



### LED 4" round 24 diode, ST/T/T and Front Park and Turn.

- Uses standard Right Angle connection.
- Unique LED array displays a full pattern light output design.
- Epoxy encapsulated electronics prevents damage from moisture and corrosion.

**Part No. TL4050** Grommet mount lamp, Red

**Part No. TL4050A** Grommet mount lamp, Yellow

### LED 4" round 24 diode, Back-up lamp

**Part No. TL4060C**

Recommended Accessories:

**TL40700** mounting grommet

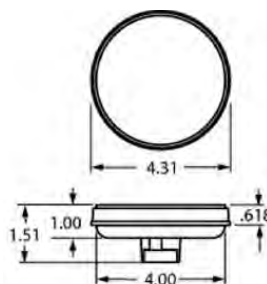
**TL40710** security grommet

**TL44701** chrome grommet cover

**TL44700** chrome grommet cover with hood

**TL94992** right angle plug (4060C)

**TL94993** ST/T/T plug (4050 / 4050A)



### LED Super 44 S/T/T Products 4" Sealed - 6 Diode

- Most advanced & cost effective LED S/T/T lamp on the market.
- Utilizes cold clinching joining process for a more reliable & robust product.
- Snap LED array dissipates heat more effectively, resulting in greater light output.
- Electronics completely sealed in epoxy to resist corrosion & moisture.
- Uses standard mounting holes & accessories.
- Fit 'N Forget plug assembly keeps corrosives away from LED lamps.

#### KITS

**Part No. TL44030R** Grommet Kit, Red

(1) - TL44302R lamp, (1) TL40700 grommet, (1) - TL94706 adapter plug.

**Part No. TL44032R** Gray Flange Kit, Red

(1) - TL44322R lamp and flange, (1) - TL94706 adapter plug.

**Part No. TL44036R** Black Flange Kit, Red

(1) - TL44326R lamp and flange, (1) - TL94706 adapter plug.

#### LIGHTS

**Part No. TL44302R** Lamp, Red

**Part No. TL44322R** Lamp & Gray Flange, Red

**Part No. TL44326R** Lamp & Black Flange, Red



### Mounting Cover Security Ring For Super 44 Flange Lamps - Stainless Steel

- Designed to enhance the appearance of lamps
- Flange cover offers improved theft resistance

**Part No. TL44705** Flange Cover





## TRUCK-LITE LED LIGHTING

### LED Model 60 S/T/T & F/P/T Products Oval Sealed - 26 Diode

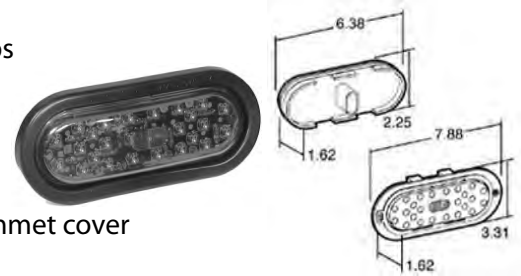
- Fit 'N Forget plug assembly keeps corrosives away from LED lamps
- Non metalized reflector High impact polycarbonate lens

#### KIT

**Part No. TL60050R** Grommet Kit, Red

(1) - TL60250R, (1) - TL60700 grommet, (1) - TL94706 adapter plug

Recommended Accessories: **TL60719** flange cover, **TL60721** grommet cover



### LED Super 60 Auxiliary/Turn Products 6" Sealed

- DiamondShell hardcoat version for additional protection
- Electronics completely sealed in epoxy to resist corrosion & moisture
- Less susceptible to shock & vibration
- Vibration sealed lens & housing
- Fit 'N Forget plug assembly keeps corrosives away from LED lamps.

#### KITS

**Part No. TL60072Y** Gray Flange Mount Kit, Yellow (26 Diode)

(1) - TL60272Y lamp and flange (1) - TL94789 adapter plug

**Part No. TL60075Y** Grommet Mount Kit, Yellow (26 Diode)

(1) - TL60275Y lamp, (1) TL60700 grommet, (1) - TL94789 adapter plug

**Part No. TL60080Y** Grommet Mount Kit, Yellow, seq. Arrow kit (25 Diode)

(1) - TL60280Y lamp, (1) TL60700 grommet, (1) - TL94789 adapter plug



#### LIGHTS

**Part No. TL60272Y** Lamp, Yellow (26 Diode)

**Part No. TL60275Y** Lamp, Yellow (26 Diode)

**Part No. TL60280Y** Lamp, Yellow, sequential arrow (25 Diode)

Recommended Accessories: **TL60719** flange cover, **TL60721** grommet cover

### LED Model 60 S/T/T & F/P/T Products Oval Sealed

- DiamondShell hardcoat versions for additional protection.
- Fit 'N Forget plug assembly keeps corrosives away from LED lamps.
- Non metalized reflector High impact polycarbonate lens.

**Part No. TL60250R** (26 Diode) LED Lamp, Red

**Part No. TL60252R** (26 Diode) LED Lamp & Gray Flange, Red

**Part No. TL60290Y** (44 Diode) LED Lamp, Yellow



### LED Model 60 High Mounted 6" Sealed Stop Grommet Mount Lamp

- Fit 'N Forget plug assembly keeps corrosives away from LED lamps
- Mounting grommet New flange mount version
- For use as auxillary brake light applications.

**No. TL60260R** Lamp 12v, Red (26 Diode)

#### Recommended Accessories:

**TL60721** grommet cover, **TL60700**, **TL94789** adapter plug.





## TRUCK-LITE LED LIGHTING

### Super 60 LED Side Turn Signal Lamp - 11 Diode

- Mounts at mid-point of trailer or where needed on tractor.
- Created using Advanced Optics Design (AOD) software, to produce maximum light dispersion
- Lamp life rated at 100,000 hours.
- Instantaneous glow time, 0.2 seconds faster than incandescent lamps.
- Superior resistance to shock and vibration.
- Lamp can be mounted on either side of vehicle.

#### KITS

**Part No. TL60115Y** Side Turn Grommet mount Lamp - Yellow  
(1) - TL60315Y lamp, (1) TL60700 grommet, (1) - TL94706 adapter plug

#### LIGHTS

**Part No. TL60315Y** Side Turn Grommet mount Lamp - Yellow

**Part No. TL60317Y** Side Turn Flange mount Lamp - Yellow

Recommended Accessories: TL60700 Grommet, TL60721 Decorative Grommet Cover, TL60719 Stainless Steel Flange Cover, TL94706 LED Fit 'N Forget/PL-3, adapter, TL94707 LED Fit 'N Forget connector.



### LED Model 60 S/T/T and front park and turn oval sealed 24 diode lamp

- Uses standard Right Angle plug.
- Unique LED array displays full pattern light output design.
- Epoxy encapsulated electronics prevents damage from moisture & corrosion.

**Part No. TL6050** Red

**Part No. TL6050A** Yellow

### LED Back-up 6" oval 24 diode pattern lamp.

**Part No. TL6060C** Clear

Recommended Accessories: TL60700 mounting grommet, TL60703 chrome grommet cover. TL60705 chrome grommet cover with hood, TL94992 right angle plug for 6060C, TL94993 ST/T/T plug for 6050 / 6050A.



### Mounting Covers For 60 Series Mounts

**Part No. TL60719** Flange cover

**Part No. TL60750** Mounting Flange



### LED Super 80 with 10 white diodes. Interior lamp.

- Die Cast Aluminum Housing. • White Powder Coat Finish
- Polycarbonate Lens. • 10 White 1Watt LED's.
- Lower profile than competitive lamps (will mount in 1" deep pocket).
- Nearly flush mount, only .1" protrusion. • Not affected by cold temperatures.
- LED's provide whiter, brighter light. • Retrofit or replacement is quick and easy.
- Flicker free lighting in all temperatures.

**Part No. TL80251C - Clear**

#### Technical Specifications

- Light Source: 10 White LED's. • Operating Voltage: 7v-16v
- Recommended Cut-out: 16"x4" • Current Draw: 2A • Power Consumption: 22W at 11v.







**LED LIGHTING - WORKLAMPS**

**Trucklite 4" LED Work Lamp, 6 diode, 250 Lumens**

- Features robust, cost effective, efficient design.
- Durable synthetic rubber housing resists corrosion
- Utilizes same 6 diode pattern as traditional Truck-Lite 4" Round LED Lamps (STT, Backup, Dome, etc.)

**Part No. TL81260** Clear



**Trucklite 4" LED Work Lamp, 6 diode, 500 Lumens**

- Rugged all purpose work lamp.
- General purpose "Work" pattern.
- More even lighting than comparable incandescent work lamps.
- LED light is whiter and brighter than comparable incandescent lamps

**Part No. TL81360** Clear



**Trucklite 4" LED Work Lamp, 6 diode, 500 Lumens**

- Rugged all purpose work lamp..
- Wide "Flood" pattern.
- More even lighting than comparable incandescent work lamps.
- LED light is whiter and brighter than comparable incandescent lamps

**Part No. TL81380** Clear



**Trucklite LED Rectangular Work Lamp**

- Work pattern is ideal for light utility, construction, and more.
- Provides a brighter, crisper and whiter light output, closer to the color temperature of daylight.

**Part No. TL8160** Clear - 10 Diode, 750 Lumens

**Part No. TL81500** Clear - 12 Diode 2850 Lumens



**Grote LED Pendant Mount, Near Flood 26 diode, 1790 Lumens**

- Efficient light engine.
- Rugged mechanical design ensures consistent performance.
- Small size combined with tough construction.

**Part No. GR64G11** Clear



**Grote LED Work Light, 3 diode, 600 Lumens**

- Compact design suits various applications
- Resistant to water and dust.
- Lamp includes a swivel stainless steel bracket, bolts and washers for easy installation.

**Part No. GR64H01** Clear



**PRECO LED Work Lamp**

- Aluminum heatsink housing.
- Acrylic lens.

**Part No. E92004** Clear - 6 diodes, flood, 800 lumens

**Part No. E92013** Clear - 24 diodes, spot, 650 lumens



**PRECO LED Work Lamp, 5 diode, 750 Lumens**

- Aluminum heatsink housing.
- Acrylic lens.

**Part No. E92007** Clear, flood





## TRUCK-LITE LED LIGHTING

### LED Fit 'N Forget Stop/Turn/Tail Plug

- Keeps water, salt & other corrosives from LED lamps.
- 16 gauge GPT wire.
- Tin plated brass terminals.

#### Technical Specifications

Ground - 8" - #10 ring terminal - White

Tail - 8" - 6/32" wire strip - Black

Stop/Turn - 8" - 6/32" wire strip - Red

**Part No. TL94707**



### LED Fit 'N Forget Marker Clearance Plugs

- Keeps water, salt & other corrosives from LED lamps.
- 16 gauge GPT wire.
- Tin plated brass terminals.

#### Technical Specifications

Ground - 4.5" - #10 ring terminal - White

Marker/Clearance - 5" - .180 molded bullet - Black

**Part No. TL94718**



### LED Fit 'N Forget S/T/T & Adapter Plugs

- Keeps water, salt & other corrosives from LED lamps.
- 16 gauge GPT wire.
- Tin plated brass terminals.

#### Technical Specifications

Converts one S/T/T plug into LED Fit 'N Forget S/T/T plug

Ground - 8" - White, Tail - 8" - Black, Stop/Turn - 8" - Red

**Part No. TL94706**



### LED Fit 'N Forget Marker Clearance Plugs

- Keeps water, salt & other corrosives from LED lamps.
- 16 gauge GPT wire.
- Tin plated brass terminals

#### Technical Specifications

Ground - 4.5" - #6 ring terminal - White

Marker/Clearance - 5" - .180 molded bullet - Black

**Part No. TL94862**



### LED Fit 'N Forget Marker Clearance Adapter Plug

- Keeps water, salt & other corrosives from LED lamps.
- 16 gauge GPT wire.
- Tin plated brass terminals.
- Used to Adapt LED lamps to conventional systems.

**Part No. TL93745**



### LED Fit 'N Forget Marker Clearance Plug

- Keeps water, salt & other corrosives from LED lamps.
- 16 gauge GPT wire.
- Tin plated brass terminals

#### Technical Specifications

Ground - 5" - .180 molded bullet - White

Marker/Clearance - 5" - .180 molded bullet - Black

**Part No. TL97005**





## LENSES / CORROSION PREVENTATIVE / TESTERS

### Double Bullseye 4" oblong lens

**Part No. TL9007** - Red

**Part No. TL9007A**-Yellow

Clearance/Marker lens fits:  
Models 1201, 1203, 1204, 1211,  
1213, 1215, 1216, 1253.



### Oblong lens, 4"

**Part No. TL9093** - Red

**Part No. TL9093A**-Yellow

Clearance/Marker lens fits:  
Models 1258, 1259, 1262.



### BEEHIVE LENS

**Part No. TL26762Y**-Yellow

Model 26 series lights.

Features a beehive lens designed  
for cab marker use. Lens & housing  
are sonically sealed.

High impact polycarbonate  
construction.



### TURTLE BACK LENS

**Part No. GR91042** - Red

**Part No. GR91043** - Yellow

Clearance/Marker reflex  
lens fits: GR45462/3

Also similar to optic lens:

**Grote GR90172**-Red

**Grote GR90173**-Yellow



### RECTANGLE LENS 6-3/4"

**Part No. GR91302**

Red Stop/Turn/Tail  
lens fits: GR53722



### Ultra-Seal Corrosion Preventive Sealant

- Prevents rust and corrosion.
- Good mechanical stability.
- Added tackifiers improve adhesion and resistance to washout.
- Cost-effective, corrosion preventative sealant.
- Operating range -40°C to 150°C (-40°F to 302°F).
- 4 ounce (118 ml)

**Part No. GR99170**



**Grote.**

### NYK-77 Compound

- Corrosion preventive compound for electrical contacts, switches & junction boxes.
- For periodic use with all electrical contacts not using Fit 'N Forget connectors.
- Available in a variety of sizes.

**Part No. TL97940** 8 oz. can

**Part No. TL97943** 32 oz. can

**Part No. TL97944** 2 oz. tube

**Part No. TL97948** 14 oz. cartridge.



### LAMP AND CURCUIT TESTER

- Compact & rugged tester quickly checks function of lamps & wiring
- Can be used with all Truck-Lite sealed incandescent lamps & wiring systems
- Uses one standard 9-volt battery (included) **Part No. TL97100**



### TRAILER CABLE AND CURCUIT TESTER

- Compliment to the lamp & circuit tester.
- Uses high quality brass pins for reliable contact.
- LEDs quickly identify faulty circuits.
- Designed for use with 12 or 24 volt systems and negative or positive ground vehicles. **Part No. TL97101**





**REFLECTORS**

**Rectangular Reflector Adhesive Backing**

4.380" Wide, 1.920" high,  
Mounting Holes on 3.940" centers

**Part No. TL98001R** Red

**Part No. TL98001Y** Yellow



**Compact Rectangular Reflector Adhesive Backing**

4.375" Wide, 1.250" high,  
Mounting Holes on 3.938" centers

**Part No. TL98003R** Red

**Part No. TL98003Y** Yellow



**Flush type screw mount**

**3" reflectors with protective guard.**

**Part No. TL41** Red

**Part No. TL41A** Yellow



**Round stick-on adhesive back**

**2.187" diameter**

**Part No. TL45** Red

**Part No. TL45A** Yellow



**2" center mount reflectors**

**Part No. TL52** Red

**Part No. TL52A** Yellow



**Oval 2-hole reflectors.**

Can be used as stick-on by peeling off back paper, or mounted with screws.  
(4.437")

**Part No. TL54** Red

**Part No. TL54A** Yellow



**3M™ 3" Round Conspicuity tape reflectors**


Exceeds SAE requirements for reflectors.

Economical and easy to apply.

983 Series Diamond Grade™.

**Part No. 1012557** Red

**Part No. 1012558** Amber



**PETERSON® ADHESIVE BACKED SPITFIRE™ WIDE ANGLE REFLECTORS**

Mounts on flat or curved surfaces. 50% wider angle of reflectivity. Molded reflector - not tape or plastic.

Only .012 inches thick. Exceeds D.O.T. specifications

**3" Round:**

**Part No. PM490R** Red

**Part No. PM490A** Amber

**4<sup>5</sup>/<sub>16</sub>" X 1<sup>11</sup>/<sub>16</sub>" Rectangle:**

**Part No. PM491R** Red

**Part No. PM491A** Amber



**ADHESIVE BACK - 3" Diameter**

**Part No. 1012578 (GR40052)** Red

**Part No. 1012579 (GR40053)** Yellow



**Single 2.19" center screw-on reflector.**

**Part No. 9791001 - Amber**


**Part No. 9791002 - Red**



**Single 3" center screw-on reflector.**

**Part No. 9791006 - Amber**

**Part No. 9791007 - Red**



**Single 3" round corrosion-proof, self-adhesive**

**Part No. 9791010 - Amber**

**Part No. 9791011 - Red**





**REFLECTIVE TAPE - CONSPICUITY TAPE - 3M**

**Part No. 1012560**  
2" x 12" White Strips  
Non-continuous  
7 year warranty.



**Part No. 1012561**  
1-1/2" x 150' roll  
11" Red / 7" White  
7 year warranty.



**Part No. 1012562**  
4" x 150' roll  
Solid Red.  
7 year warranty.



**Part No. 1012563**  
2" x 150' Kiss Cut roll  
12" White.  
7 year warranty.



**Part No. 1012564**  
2" x 150' Kiss cut roll  
9" Red.  
7 year warranty.



**Part No. 1012565**  
2" x 150' Kiss Cut roll  
9" White  
7 year warranty.



**Part No. 1012566**  
2" x 150' roll  
11" Red / 7" Silver  
5 year warranty.



**Part No. 1012567**  
1" x 150' roll  
11" Red / 7" White  
7 year warranty.



**Part No. 1012569**  
2" x 150' roll  
6" Red / 6" White  
7 year warranty.



**Part No. 1012570**  
Tape Kit for 48' trailer  
7 year warranty.



**Part No. 1012571**  
2" x 150' roll  
White roll.  
7 year warranty.



**Part No. 1012572**  
2" x 150' roll  
11" Red / 7" White  
7 year warranty




**Part No. 1012573**  
2" x 18" strips  
11" Red / 7" White  
7 year warranty.



**Part No. 1012574**  
Tape kit for 53' trailer  
7 year warranty.



**Part No. 1012575**  
2" x 150' Kiss Cut roll  
11" Red / 7" White  
7 year warranty



**Part No. 1012577**  
2" x 150' roll  
Yellow 983 Series  
7 year warranty



**CONSPICUITY STRIPS FOR MUDLFAP HANGERS - •Part number represents one strip**

**Part No. 033-04259** Straight reflective strips

**Part No. RT25** Straight reflective strips

**Part No. 033-04263** Angled reflective strips

**Part No. RT35** Angled reflective strips



•Reflective strips attached to aluminum strips. •Universal mount - for either roadside or curbside.  
•Can be used with any straight, shortie, bar or spring loaded bracket.



## STAR® WARNING AND EMERGENCY LIGHTS AND STROBES

**The 200S series** are our most popular medium profile strobe lights. The rugged die-cast base is fully gasketed and the modular circuit is completely encapsulated for increased shock and weather resistance. Field-selectable flash patterns via an internal jumper for quad flash, double flash, or single flash, RFI protection, and patented LED diagnostic indicator are standard. Ships complete with mounting hardware and instructions.

- Selectable single, double or quadflash.
- Brilliant flash. • Amber
- Medium profile (6 1/4" high).
- Life-long flash tube.
- Available sealed power supply.
- Fully gasketed to be weather resistant.

**Part No. 200S**



**The 201Z Series** is a small, dynamic, low profile strobe with a quick-snap lens and base assembly for easy field repairs. The polycarbonate lens is sealed to the base with a water resistant enhanced O-ring.

**Amber, Quad flash**

- 4 1/4" high, 4 1/4" diameter

**Part No. 201ZQ**



**The 200Z Series** is a compact and powerful, low profile strobe that is ideal for construction, forklift, or many other applications. The polycarbonate lens is clamped to the rugged die-cast aluminum base with a fully gasketed aluminum retaining ring to enhance water resistance. Ships complete with mounting hardware and instructions.

- Only 4 1/8" tall (very low profile). • Amber
- Aluminum retaining ring clamps polycarbonate lens to base.
- Fits almost anywhere! • Rugged die-cast base.

**Part No. 200Z - Single Flash**

**Part No. 200ZM - With Magnetic Mount, Eyeshield**



**The 240 Series** is our most popular and most versatile strobe light.

The circuit is completely encapsulated for increased shock and weather resistance. The rugged die-cast aluminum base is protected with a powder coat finish. Field selectable flash patterns via an internal jumper for quad flash, double flash, or single flash, RFI protection, and patented LED diagnostic indicator are standard. Ships complete with mounting hardware and instructions. Amber.

- 5 1/2 inch model for greater visibility. (240C Models)
- 4 1/4 inch model. (240S Models)
- Rugged die-cast aluminum base with powder coat finish and universal mounting.

Selectable Flash, default is Quad

**Part No. 240CF** (5-1/2")

Selectable Flash, default is Quad

**Part No. 240SF** (4-1/4")

With magnetic mount.

**Part No. 240SM**



**The 255HTC** offers a patented LED diagnostic indicator, a photocell for automatic "night" mode.

**10 Selectable flash patterns**

6" High, Amber.

**Part No. 255HTC**

LED Halo Beacon.

**Part No. 255HTCL**



**The 255TS** is a 4" selectable LED flasher. Amber. A Great Choice!

**Part No. 255TS**

Magnetic Mount!

**Part No. 255TSM**



**The 256TCL-A** LED offer selectable flash from double to quad. Twist off lens. Flange base. Amber. 6-11/16" tall.

**Part No. 256TCL-A**



**The 256TSL-A** LED offer selectable flash from double to quad. Twist off lens. Flange base. Amber. 4-3/4" tall.

**Part No. 256TSL-A**





**STAR® WARNING AND EMERGENCY LIGHTS AND STROBES**

The **9200S Series Star Mini-Bars®** are a compact, all-in-one package with the reliability and attention getting power you need. Dual high intensity strobes are enhanced with twin internal v-mirrors. Durable polycarbonate domes resist UV deterioration and are fully gasketed to protect against the elements. Ships complete with mounting hardware and instructions. Magnetic mount versions ship with attached plug with lighted On/Off switch and vinyl pads for magnets to avoid scratching. Doubleflash Star Mini-Bar® with two 360° remote strobeheads, one double V-mirror, one 2-head strobe pack. Amber

**Part No. 9200SQ**

Doubleflash Star Mini-Bar® with two 360° remote strobeheads, one double V-mirror, one 2-head strobe pack, magnetic mount and plug with lighted On/Off switch. Amber

**Part No. 9200SM**



The **9200H & 9200I Series Star MiniBars®** are a compact, all in one package, with the reliability and attention getting power you need. Dual rotators are enhanced with a single wall mirror. Durable polycarbonate domes resist UV deterioration and are fully gasketed to protect against the elements. The ABS plastic bases make these Star Mini-Bars® lightweight and will not corrode. Ships complete with mounting hardware and instructions. Magnetic mount versions ship with attached plug and vinyl pads for magnets to avoid scratching.

Mini-Bar with dual rotating **50 watt halogen bulbs**

**Part No. 9200H**

Mini-Bar with dual rotating 50 watt halogen bulbs, with magnetic mount.

**Part No. 9200HM**



**Flashing LED head**

Built in flasher. Selectable flash sequences. Encapsulated. Circuitry encased. Comes with pigtail.

**Part No. DLXTHU-4-A**



**Starburst™ Auxillary light**

Small, powerful, and weather resistant where intense LED lighting is needed. 1-7/16"H x 4"W x 1-7/8"Deep

**Part No. DLX3-A**



**Remote Strobe Head**

Oval, Amber. 2-1/2"H, 6-1/2"W, 2"D

**Part No. 3920A-MDOT**



**FLASH TUBES**

Replace the internal flash tube . For these models in stock:

**Part No. 129** 200 Series

**Part No. 129-Z** Compact 200

**Part No. 129DH** Quad Flash



**STROBE TUBE - 360 Degree:**  
**Part No. ST3901-7**





## FEDERAL SIGNAL WARNING-EMERGENCY LIGHTS AND STROBES

### PULSATOR 551

Features 10 joule power supply, 12 to 48VDC. Applications: dump trucks, crawlers, loaders.

6" tall, 6-1/2" diameter polycarbonate base. Double flash. Includes mounting hardware.

**Part No. 211681-02** Amber

#### Heavy Duty Version:

**(Gel-filled base-protection)**

**Part No. 211820-02** Amber



### Model 901 - Double Flash

Compact high intensity 16 joule strobe. Features a helical flash tube for increased light intensity. Polycarbonate lens and dust covers are standard.

5.75" high, 6.625" diameter

12-48VDC

**Part No. 211740-02** Amber



### PULSATOR 451 - Double Flash

8 joule power supply, 12 to 48VDC. Applications: Snowplows, highway vehicles. Enclosed polycarbonate base. 4" tall, 6-1/2" diameter.

**Part No. 211680-02** Amber

**Part No. 211680-05** Clear

#### Heavy Duty Version:

**(Gel-filled base-protection)**

**Part No. 211823-02** Amber



### MODEL 851 - Double Flash

An 12 joule power supply operates on 12-24VDC.

Applications: Tow trucks, farm equipment, front loaders.

Anodized aluminum base, polycarbonate lens.

7.50" high, 6.625" diameter base.

**Part No. 420400-02** Amber



#### Flash Tubes:

**Part No. 211200-95** - for 602 series

**Part No. 211400-95** - for 851 series

**Part No. 439290-95** - for 551 series

**Part No. 439411-95** - for 451 series

### Firebolt® Plus Strobe Single flash

Features modular power supply with replaceable flash tube.

12 to 72VDC.

Enclosed base with all mounting hardware.

3-5/8" high, 5" diameter.

**Part No. 220200-02** Amber



### FIREBOLT - Single Flash

2 joule power supply, 12 to 72VDC. Applications: forklifts, electric vehicles, industrial trucks & equipment. Tough, impact resistant polycarbonate lens and housing.

3-5/8" high, 5" diameter base.

Includes mounting hardware.

**Part No. 220100-02** Amber

**Part No. 220100-05** Clear



### MODEL 651 - Double Flash

Features 12 joule power supply, 12 - 48VDC. Applications: Snowplows, highway vehicles, school buses, cranes.

Anodized aluminum base

5-3/4" high, 6-5/8" diameter.

**Part No. 420200-02** Amber



### Highlighter™ Mini-Lightbars

15", 12VDC, 95FPM, 2 rotators.

Diagonal mirror,

permanent mount.

**Part No. 450112-02** Amber

**Magnetic suction cups and cord mounting kit - (after 2002)**

**Part No. 452341** Kit



### Highlighter™ LED Mini-Lightbars

Amber (2) with suction cups:

**Part No. 45410HL-02**

Amber/Clear with suction cups:

**Part No. 454101HL-25**



### Highlighter™ Plus LED Mini-Lightbars.

**Part No. 454201HL-02**

LED version of above, Amber (2) permanent mount. 360° light. A variety of Pattern Selections.







## GROTE AND TRUCKLITE EMERGENCY LIGHTS AND STROBES

### 2 Sealed Beams ROTO-BEACON®

- 12V, yellow lens.
- Clutched gearbox design.
- Sealed, permanently lubricated gear box.
- Revolves 360 degrees.
- 60-120 flashes per minute.



Grote.

**Part No. GR76223**

### SuperNova® 4" LED Strobe Light

- Encapsulant potting protects the circuit board against dirt, moisture, and corrosion.
- Internal circuitry eliminates the need for an external power supply or control module.
- Requires only a 12-volt DC connection for power.
- Functions as either a dual flash strobe or a quad flash strobe.
- Lamps fit 4 inch standard mounting.
- Lamps mount in any orientation.
- Grote's rugged Plug-and-Go® terminals make for a quick, easy connection every time.

Grote.



4.35" diameter

**Part No. GR77353**

### SuperNova® Oval LED Strobe Light

- Encapsulant potting protects the circuit board offering protection against dirt, moisture and corrosion.
- Internal circuitry eliminates the need for an external power supply or control module.
- Requires only a 12-volt DC connection for power.
- Functions as either a dual flash strobe or a quad flash strobe.
- Lamps fit oval standard mounting holes.
- Lamps mount in any orientation.
- Grote's rugged Plug-and-Go® terminals make for a quick, easy connection every time.

Grote.



6.50" diameter

**Part No. GR77363**

### Super 44 Series LED Integral Strobe - 42 diode pattern

- External power pack not required
- Metalized reflector version offers more intense focused light
- Dual or quad flashing patterns
- Meets recommended SAE J1318 & J845 photometric specifications
- Synchronized alternating feature
- Lamp life rated at 100,000 hours
- Resistance to shock & vibration
- Fit'N Forget adapter plug provides corrosion & moisture resistance, 16 ga. wire
- Integral flange option features built-in lens

TruckLite



4.35" diameter

**Part No. TL44102Y kit includes: (TL44212Y, TL40700 grommet, TL95220 connector)**

### Super 60 Strobe LED Integral Strobe - 36 diode pattern

- External power pack not required
- Metalized reflector version offers more intense focused light
- Non-metalized version offers wider viewing angle
- Dual or quad flashing patterns
- Lamp life rated at 100,000 hours
- Meets recommended SAE J1318 & J845 photometric specifications
- Mounts horizontally or vertically
- Resistance to shock & vibration
- Fit'N Forget adapter plug provides corrosion & moisture resistance, 16 ga. wire



6.50" diameter

TruckLite

**Part No. TL60120Y kit includes: (TL60362Y, TL60700 grommet, TL95220 connector)**



**PRECO LED WARNING LIGHTS**

**LED Warning Light.**

The 3510 surface mount LED warning light is only 3.3" x 1.1" and only 0.4" deep which allows mounting in almost any location on a vehicle body. Features include a UV stabilized polycarbonate lens and pre wired 9' cable with in-line waterproof driver module.

**Part No. 3510A** Amber



**Directional Warning Light**

ECCOs most popular directional LED, featuring a tough polycarbonate housing with urethane encapsulated electronics, these super bright LED heads offer synchronization capability and 7 flash patterns.

**Part No. 3811A** Amber



**BACK UP ALARMS**

**BAC-A-LARM® 200 Series**

This 200 Series alarm is in the highest demand category of any low sound level alarm on the market.

Weight: 10 oz. Dimensions: 4.02L, 1.6"D, 2.67"H.

**Part No. 220 87 Decibels,**

12V, SAE J994 Type D

**Part No. 230 97 decibels,**

12V, SAE J994 Type C

**Part No. 250 102 Decibels, 12-24V**

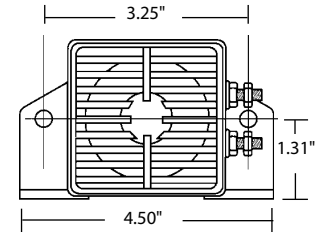
**Part No. 270 107 Decibels, 12-24V**



**PRECO Dual-Sound - 97db.**

This Dual Sound Alarm is designed for use in special applications requiring back-up alarm warning plus an additional warning sound for another hazardous operation of the vehicle.

**Part No. DS232**



**PRECO Dual-Tone 82-112db Backup Alarm**

Versatile, durable housing provides optimum value, stud terminal connections, universal mounting provides vertical or horizontal mounting options, automatically adjusts to 10 decibels above the surrounding noise reducing noise pollution and irritation for operators and workers.

**Part No. 1059**



**40-Series BAC-A-LARM**

The most compact 4" alarm on the market.

This flush mount alarm fits into any 40 series round hole and requires no tools for installation.

- Use industry standard 40-series grommets (TL40700).
- Use industry standard 2 or 3 pronged pigtailed • Dimensions: 4<sup>5</sup>/<sub>16</sub>" round, 1<sup>3</sup>/<sub>4</sub>" deep. • Weight 12 oz.
- Voltage spike protected. • Works with positive or negative ground systems. • 2 Year warranty

**Part No. 4030** 97 decibels - 12V

**Part No. 4050** 102 decibels - 12-24V



**Federal Signal** Evacuator Plus backup alarms feature a lightweight piezo-electric output circuit. It is steam cleanable. It is reverse polarity and voltage spike protected, and can be installed on positive and negative ground vehicles.

**Sound Level Part No.**

87 dB **210330**

97 dB **210331**

107 dB **210333**

112 dB **210335**



**Velvac Speaker Style Back-up Alarm**

Velvac speaker style back-up alarms feature chemical resistant, high impact housings. Universal flange for mounting flexibility and two 16 gauge, 9 inch color-coded wire leads for fast, dependable installation. In addition, each unit is polarity and voltage protected.

**97 Decible Alarms, 12-24V Part No. 697097**



**FLEETCRAFT MINIATURE BULBS****FC194****FC1156****FC1157****FC1893**

Bulb Part No.	Bulb	Service and Special Description	Design Volts	Design Amps	Rated Ave. Life (Hrs)	Base	Overall Length
<b>FC37</b>	T-1 3/4	Auto	14.00	.09	1500	Wedge	.800
<b>FC53</b>	G-3 1/2	Auto and Indicator	14.40	.12	1000	Min. Bay.	.937
<b>FC57</b>	G-4 1/2	Auto	14.00	.24	500	Min. Bay.	1.063
<b>FC67</b>	G-6	Auto	13.50	.59	5000	S.C. Bay.	1.437
<b>FC73</b>	T-1 3/4	Auto and indicator	14.00	.08	15000	Wedge	.800
<b>FC89</b>	G-6	Auto	13.00	.58	750	S. C. Bay.	1.437
<b>FC97</b>	G-6	Auto	13.50	.69	5000	S. C. Bay.	1.437
<b>FC194</b>	T-3 1/4	Auto	14.00	.27	3500	Wedge	1.063
<b>FC194A</b>	T-3 1/4	Auto	14.00	.27	3500	Wedge	1.063
<b>FC198</b>	S-8	Auto	12.80	2.25	1500	D. C. Index	2.000
<b>FC561</b>	T-3	Auto	12.80	.97	1000	Dble Wedge	1.719
<b>FC904</b>	T-5	Auto	13.50	.69	5000	Wedge	1.500
<b>FC906</b>	T-5	Auto - Heavy Duty	13.00	.69	1000	Wedge	1.490
<b>FC912</b>	T-5	Auto	12.80	1.00	1000	Wedge	1.500
<b>FC1003</b>	B-6	Auto	12.80	.94	200	S. C. Bay.	1.750
<b>FC1141</b>	S-8	Auto	12.80	1.44	1000	D. C. Bay.	2.000
<b>FC1142</b>	S-8	Auto	12.80	1.44	1000	D. C. Bay.	2.000
<b>FC1156</b>	S-8	Auto	12.80	2.10	1200	S. C. Bay.	2.000
<b>FC1157</b>	S-8	Auto	12.80	2.10	1200	D. C. Index	2.000
<b>FC1157NA</b>	S-8	Auto	12.80	2.10	1200	D. C. Index	2.000
<b>FC1889</b>	T-3 1/4	Auto	14.00	.27	3500	Min. Bay.	1.188
<b>FC1893</b>	T-3 1/4	Radio	14.00	.33	7500	Min. Bay.	1.188
<b>FC1895</b>	G-4 1/2	Auto	14.00	.27	3500	Min. Bay.	1.188
<b>FC3157</b>	S-8	Auto	12.80	2.10	1200	D. C. Wedge	2.120
<b>FC3157NA</b>	S-8	Auto	12.80	2.10	1200	D. C. Wedge	2.120

**HEADLAMP BULBS**

Bulb Part No.		Design Volts	Design Watts	Rated Ave. Life (Hrs)	Base
<b>BP886</b>	Auto Fog	12.80	3.90 amps	150	Right Angle
<b>FC896</b>	Fog - Volvo	12.80	38.00	200	Right Angle
<b>FC9004</b>	High/Low beam	12.80	65.00	150	Axial
<b>FC9005XS</b>	High Beam	12.80	65.00	150	Axial
<b>FC9005XSLL</b>	High Beam	12.80	65.00	700	Axial
<b>FC9006XS</b>	Low Beam	12.80	55.00	320	Right Angle
<b>FC9006XSLL</b>	Low Beam	12.80	55.00	2000	Right Angle
<b>FC9007</b>	Dual beam	12.80	65 / 55	150 / 320	Axial
<b>9005</b>	High Beam	12.80	65.00	800	Right Angle
<b>9006</b>	Low Beam	12.80	55.00	320	Axial
<b>9007</b>	Dual beam	12.80	65 / 55	150 / 320	Axial

FC Prefix =  
Fleetcraft Bulb**ROUGH SERVICE BULBS****Part No. RS75** - Rough Service 75 Watt**Part No. RS75C** - Coated/Shatterproof 75 Watt**Part No. RS100** - Rough Service 100 Watt**Part No. RS100C** - Coated/Shatterproof 100Watt



**MINIATURE BULBS**



**L67**



**L194**



**L1157**



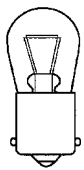
**L1893**



**L1895**



Lamp Trade No.	Bulb	Service and Special Description	Design Volts	Design Amps	Rated Ave. Life (Hrs)	Base	Overall Length
L37	T-1 3/4	Auto	14.00	.09	1500	Wedge	.800
L53	G-3 1/2	Auto and Indicator	14.40	.12	1000	Min. Bay.	.937
L67	G-6	Auto	13.50	.59	5000	S.C. Bay.	1.437
L74	T-1 3/4	Auto	14.00	.10	500	Wedge	.800
L89	G-6	Auto	13.00	.58	750	S. C. Bay.	1.437
L97	G-6	Auto	13.50	.69	5000	S. C. Bay.	1.437
L193	T-3 1/4	Auto	14.00	.33	75,000	Wedge	1.063
L194	T-3 1/4	Auto	14.00	.27	3500	Wedge	1.063
L199	S-8	Auto	12.80	2.25	1500	S. C. Bay.	2.000
L211-2	T-3	Auto	12.80	.97	1000	Dble End Cap	1.719
L561	T-3	Auto	12.80	.97	1000	Dble Wedge	1.719
L899	T-3 1/4	Auto Fog	12.80	2.93	1900	Axial,Plastic	2.680
L904	T-5	Auto	13.50	.69	5000	Wedge	1.500
L906	T-5	Auto	13.00	.69	1000	Wedge	1.500
L912	T-5	Auto	12.80	1.00	1000	Wedge	1.500
L1003	B-6	Auto	12.80	.94	200	S. C. Bay.	1.750
L1156	S-8	Auto	12.80	2.10	1200	S. C. Bay.	2.000
L1157	S-8	Auto	12.80	2.10	1200	D. C. Index	2.000
L1157NA	S-8	Auto Amber	12.80	2.10	1200	D. C. Index	2.000
L1893	T-3 1/4	Auto Heavy Duty	14.00	.33	7500	Min. Bay.	1.188
L1895	G-4 1/2	Auto, Truck Marker	14.00	.27	3500	Min. Bay.	1.188
L3057	S-8	Auto Stop, Signal	12.80	2.10	1200	D. C. Wedge	2.120
L3156	S-8	Auto Stop	12.80	2.10	1200	S. C. Wedge	2.120
L3157	S-8	Auto Stop, Signal	12.80	2.10	1200	D. C. Wedge	2.090
L3157NA	S-8	Auto Stop, Signal Natural Amber	12.80	2.10	1200	D. C. Wedge	2.090



B-6




G-3 1/2



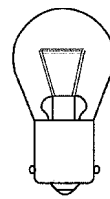
G-4 1/2



G-6



RP-11



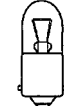
S-8



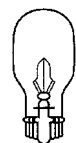
T-3



T-3 1/4



T-3 1/4



T-5



**SEALED BEAMS - HALOGEN LAMPS - HALOGEN BULBS**

**Compared to Incandescent Bulbs, Halogen Bulbs Provide:**

- Crisp, white light. • Excellent beam control
- High lumen maintenance (which means it stays bright over most of its life)
- Energy savings. • Compact size • Long life



**H6054HO - GE Halogen High Output  
80% more light, 2x the life! (H=Halogen)**

Lamp Trade No.	Bulb	Service and Special Description	Design Volts	Design Watts PR Amps	Rated Ave. Life (Hrs)	Base
L4411-3	PAR-36	Tractor	12.80	35.0	300	Combination
L4416	PAR-36	Auto Spot	12.80	30.0	300	M-P
L4421	PAR-36	Auto Special Service	13.00	100.0	300	M-P
L4509	PAR-36	Aviation Landing	13.00	100.0	25	M-P
L4537	PAR-46	Aviation Landing	13.00	100.0	25	M-P
H4651	REC-58	Auto Headlamp High Beam 4 Lamp Rectangular System	12.80	50.0	200	2 Lugs
4652	REC-58	Auto Headlamp Low Beam 4 Lamp rect. System (Halogen)	12.80	60.0	200	3 Lugs
H4656	165mm	Auto Headlamp Low Beam 4 Lamp rect. System (Halogen)	12.80	35.0	200	3 Lugs
H4656HO	165mm	Auto Headlamp High Beam 4 Lamp rect. System (Halogen) Low Beam	12.80	40.0 12.80	200 55.0	3 Lugs 700
L4921-1	165mm	Rectangular 4.2" x 6.5"-Auto/Truck	13.00	100.00	300	Slip-on terminals
H5006	PAR-46	Auto Headlamp Low Beam Round System (Halogen)	12.80	35.0	200	3 Lugs
H5054	200mm	Rect 5.6" x 7.9"-Truck High/Low	12.80	65.0 / 42.0	400 / 2000	3 Lugs
H5062	165mm	Rect 4.2" x 6.5"-Truck High/Low	12.80	40.0 / 55.0	400 / 2000	3 Lugs
H6024	PAR-56	Auto Headlamp Round Hi / Low 2 Lamp System (Halogen)	12.80	60.0 / 35.0	150 / 320	3 Lugs
H6054	REC-68	Auto Headlamp Rectangular Hi/Low 2 Lamp System (Halogen)	12.80	65.0 / 35.0	150 / 320	3 Lugs
H6054HO	REC-68	Auto Headlamp Rectangular Hi/Low Hi/Low (Halogen) Higher Output	12.80	65.0 / 55.0	150 / 700	3 Lugs
H9406	150mm	Rectangular 3.6" x 5.9"-Tractor/Flood	12.80	50.0	400	2 Rt angle Lugs
H9420	150mm	Rectangular 3.6" x 5.9"-Auto	12.80	50.0	200	2 Rt angle Lugs
H9421	150mm	Rectangular 3.6" x 5.9"-Auto/Truck	12.80	50.0	200	2 Rt angle Lugs

**HALOGEN HEADLAMP BULBS**

Replaceable Halogen Headlamp Bulbs					
Bulb Part No.	Design Amp	Design Volts	Design Watts	Rated Ave. Life (Hrs)	Base Type
H1-55W	4.58	13.20	55.0	225	P14.5s
H3-35W	2.92	13.20	35.0	400	PK22s
H3-130W	10.83	13.20	130.0	50	PK22s
H7-55W	4.58	13.20	55.0	500	PX26d
H11-55W	4.58	12.00	55.0	500	PGJ19-2





## HADLEY AIR HORNS AND ACCESSORIES

### Metal Round Horn with Black Finish For Vehicles with Air Brakes. The Hadley Bully Series.

Horn Dimensions:  
14-15/16" overall length.  
1/4" PTC fitting size.

**Part No. H00640R**



### Chrome Plated Horn Kit - Lanyard Activated

Horn Dimensions: 15-5/16" L x 7" W x 3<sup>3</sup>/<sub>4</sub>" H  
Black body, chrome projectors, dual horn  
Kit contains: **H00910CA Horns**, H00755N  
Lanyard Valve, H131110-2 Nylon Tubing

**Kit Part No. H00900CA**

Also available separately:  
**H00910CA Horn**



### Rectangular Bell The Original For Vehicles with Air Brakes Lanyard Activated

Horn Dimensions:  
26" L x 8<sup>1</sup>/<sub>2</sub>" W x 4<sup>3</sup>/<sub>4</sub>" H  
29" L x 8<sup>1</sup>/<sub>2</sub>" W x 4<sup>3</sup>/<sub>4</sub>" H

All chrome twin single horns  
Kit Includes: **H00978, H00977 Horns**,  
H755VE Manual Lanyard Valve,  
H13110-11 1/4" O. D. Nylon Tubing 13',  
HPB859-0, HPB977-11 Parts Bags  
**Kit Part No. H00981**

Also available separately:  
**H00978 (26") H00977 (29") Horns**



### Chrome Plated Horn Lanyard Activated

Horn Dimensions: 15-5/16" L x 7" W x 3<sup>3</sup>/<sub>4</sub>" H  
**Kit Part No. H00910CA**



# HADLEY®

**HADLEY AIR HORN ACCESSORIES****Manual Lanyard Valve  
(Remote Mount)**

For Horn Kits H859, H981  
**Part No. H00755VE**

**Compressor Kit**

Compressor and parts kit for  
complete installation.  
**Part No. H00850EC**

**Air Tank**

Bully kits. 5" x 7",  
137 Cubic inch.  
**Part No. H00626**

**Snow & Bug Shields:  
Stainless Steel to Protect  
Horns from the Elements**

Bell sizes 3<sup>3</sup>/<sub>4</sub>" & 4".  
**Part No. H00926**  
(Part No. = 1 pair)

**Chrome  
Projector Support  
(Open Top)**

Includes fiber pad and  
rubber grommet.  
**Part No. H13723S**

**Pressure Switch**

For Bully. For 12V electric  
compressor 120 - 150 psi.  
**Part No. H13940S**

**Air Gauge  
(160 PSI)**

Safely monitor the pressure  
in a supply tank  
**Part No. H14212S**

**Manual Lanyard Valve**

Releases air from supply tank  
without electrical hookup. All  
brass with tension washers  
and compression fittings.  
**Part No. H00755NS**

**Solenoid Kit  
Remote Mount**

For Horn Kit H981D  
**Part No. H00550A**

**Solenoid Kit  
Tank Mount**

For Horn Kits H961CA,  
H961EA, H977N, H859E.  
Direct installation on small  
or large air tank.  
1/8" NPT x 1/4" tubing  
**Part No. H00550B**

**Brass Compression Fitting,  
90 Deg. Elbow**

Use if headliner is 1/2" or  
less. 1/4" O. D. tubing x  
7/16"-24 horn mounting.  
**Part No. H11477S**

**HADLEY**



## FIFTH WHEEL SECTION - SELECTION

### 5th Wheel Top Plates and Parts: We stock the top brands in the industry!



**SAF-HOLLAND** fifth wheels embody a history of evolutionary designs that expand fifth wheel function and value. These innovative advancements guarantee performance and offer proven value for your application.



**FONTAINE** has pioneered a lot of change in the industry, but one thing remains the same: Fontaine delivers the best value at the lowest total cost.

# JOST

**JOST** has been manufacturing fifth wheel coupling devices globally since 1956. We believe that the market acceptance to our fifth wheel product is the result of advanced technologies particularly as it relates to safety of the locking mechanism and also to lifetime cost of ownership.





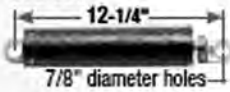


# FONTAINE 5TH WHEEL PARTS

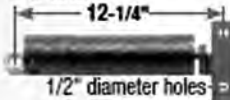
## The Most Common repair parts by model type

### Air cylinders for air slide brackets

#### CYL-COMP



#### CYL-XAWX



#### CYL-5AWS-2




#### CYL-610-3



#### CYL-LWS

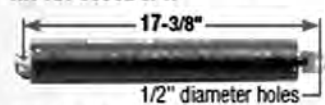


#### CYL-LWO-LWI



### Air cylinders for air actuated top plates

#### KIT-AA-6000L or R



#### KIT-AA-5092L or R



### Air line kits

#### KIT-AIR-DASH



Kit to complete the in-dash installation.

#### KIT-AIR-COIL

Kit to connect the air actuated fifth wheel or fifth wheel air sliders to the air system.



### TPL7000 and TPL6000 fifth wheel kits

Description	Part No.
Minor rebuild kit road side release..	KIT-RPR-6000L
Major rebuild kit road side release..	KIT-RX-67NNTL
Rebuild kit curb side release.....	KIT-RPR-6000R
Wedge-stop rod.....	KIT-ROD-1108
Bracket pin (one-piece bushing) .....	KIT-PIN-191
Bracket pin (two-piece bushing).....	KIT-PIN-LLB
Secondary lock.....	KIT-LAT-6000L or R
Spring kit.....	KIT-SPRING
Bumper kit.....	KIT-BPR-6000L or R
Timer.....	KIT-TMR-6000L or R
Operating handle.....	KIT-OPR-6000
Pull handle.....	KIT-PUL-6000L or R
Air actuated.....	KIT-AA-6000L or R

### TPLH5092 and TPLX5092 fifth wheel kits

Description	Part No.
Rebuild kit road side release.....	KIT-RPR-5092L
Rebuild kit curb side release.....	KIT-RPR-5092R
Wedge-stop rod.....	KIT-ROD-1108
Bracket pin (H5092 models).....	KIT-PIN-191
Bracket pin (X5092 models).....	KIT-PIN-XHD
Pull handle.....	KIT-PUL-5092
Timer.....	KIT-TMR-134L or R
Bumper kit (H5092 models).....	KIT-BPR-5092L or R
Bumper kit (X5092 models).....	KIT-BPR-131L or R
Operating handle.....	OPR-5000-SL or SR

### TPL7000CC fifth wheel kits

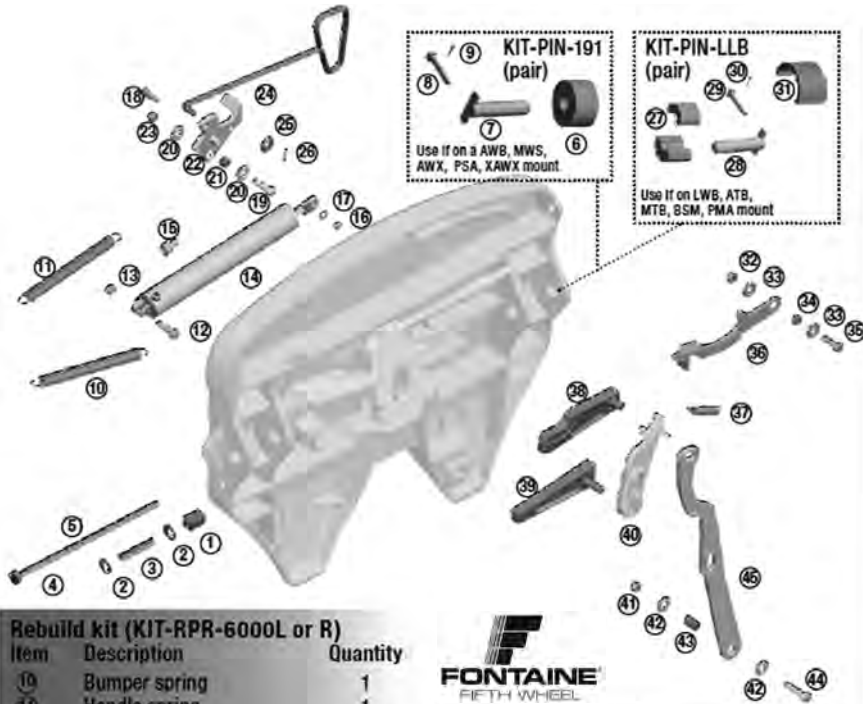
Description	Part No.
Minor rebuild kit road side release....	KIT-RPR-6000L
Major rebuild kit road side release....	KIT-RX-67NNTL
Wedge-stop rod.....	KIT-ROD-1108
Bracket pin (one-piece bushing).....	KIT-PIN-191
Bracket pin (two piece bushing).....	KIT-PIN-LLB
Secondary lock.....	KIT-LAT-6000L
Spring kit.....	KIT-SPRING
Bumper kit.....	KIT-BPR-6000L
Timer.....	KIT-TMR-6000L
Operating handle.....	KIT-OPR-6000
Pull handle.....	KIT-PUL-6000L
Air actuated.....	KIT-AA-6000L
Clean Connect plates.....	CCR-PLATES-L or R

### No-Slack® NT fifth wheel kits

Description	Part No.
Minor rebuild kit road side release....	KIT-RPR-6000L
Major rebuild kit road side release....	KIT-RX-67NNTL
Wedge-stop rod.....	KIT-ROD-1108
Bracket pin.....	KIT-PIN-UNT
Secondary lock.....	KIT-LAT-6000L
Spring kit.....	KIT-SPRING
Bumper kit.....	KIT-BPR-6000L
Timer.....	KIT-TMR-6000L
Operating handle.....	KIT-OPR-6000
Pull handle.....	KIT-PUL-6000L
Air actuated.....	KIT-AA-6000L



**FONTAINE NO-SLACK® NT/6000/7000/7000CC SERIES TOP PLATE KITS**



**Rebuild kit (KIT-RPR-6000L or R)**

Item	Description	Quantity
10	Bumper spring	1
11	Handle spring	1
21	Timer spring	1
22	Step jaw	1
23	Wedge	1
24	Bushing, 7/16"	1
25	Bushing, 5/16"	1
26	Bushing, 1 1/4"	1
23, 24, 26	Hex lock nut, 1/2" - 13	3

**Wedge-stop rod kit (KIT-ROD-1108)**

1	Wedge-stop rod nut	1
2	Flat washer, 5/8" I.D.	2
3	Wedge-stop rod spring	1
4	Wedge-stop rod	1
5	Cotter pin, 3/16" x 1"	1

**Bracket pin kit (KIT-PIN-191)**

6	1-piece bushing	Use if mounted to AWS, MWS, AWX, PSA, XAWX	2
7	Bracket pin		2
8	Bracket retainer pin		2
9	Cotter pin		2

**Bracket pin kit (KIT-PIN-LLB)**

27	2-piece bushing	Use if mounted to LWB, MTB, BSM, ATB, PMA	2 Pairs
28	Bracket pin		2
29	Bracket retainer pin		2
30	Cotter pin		2
31	Bracket liner		2

**Secondary lock kit (KIT-LAT-6000L or R)**

11	Handle spring	1
19	Hex head bolt, 1/2" - 13	1
20	Flat washer, 1/2" I.D.	2
21	Bushing, 7/16"	1
22	Secondary lock	1
23	Hex lock nut, 1/2" - 13	1
26	Cotter pin, 3/16" x 1"	1

**Fontaine Fifth Wheel**

**Spring kit (KIT-SPRING)**

Item	Description	Quantity
10	Bumper spring	1
11	Handle spring	1
21	Timer spring	1

**Bumper kit (KIT-BPR-6000L or R)**

32	Hex lock nut, 1/2" - 13	1
33	Flat washer, 1/2" I.D.	2
34	Bushing	1
35	Hex head bolt, 1/2" - 13	1
36	Bumper	1
10	Bumper spring	1

**Timer kit (KIT-TMR-6000L or R)**

37	Timer spring	1
40	Timer	1
41	Hex lock nut, 1/2" - 13	1
	Hair pin cotter (not pictured)	1

**Operating handle kit (KIT-OPR-6000)**

21	Bushing, 7/16"	1
24	Bushing, 5/16"	1
43	Bushing, 1 1/4"	1
23, 24, 41	Hex lock nut, 1/2" - 13	3
42	Flat washer, 1/2" I.D.	2
44	Hex head bolt, 1/2" - 13	1
45	Operating handle	1
	Hair pin cotter (not pictured)	1

**Pull handle kit (KIT-PUL-6000L or R)**

24	Pull handle	1
25	Flat washer, 1/2" I.D.	1
26	Cotter pin, 3/16" x 1"	1

**Part No. KIT-RX-67NTL**

No-Slack® major rebuild kit for No-Slack® NT/6000/7000/7000CC and NT top plates. (left release only)

Seven kits combined in one to save you time and money.

Complete instructions for disassembly and reassembly – don't waste time wondering what to do. Parts are arranged in the sequence you need them– the part you need is within reach.



**Top plate rebuild kits**



**Part No. SLTPL7000L**

Cast top plate, left hand pull, No-Slack series.

Replaces TPL-6000L

Replaces TPL-5092L

**Part No. BSH-150**

Bracket Bushing (1 pair)

**Part No. SPR-128**

Bumper Spring (#10)

**Part No. CD-SPR-236**

Timer Spring (#37)

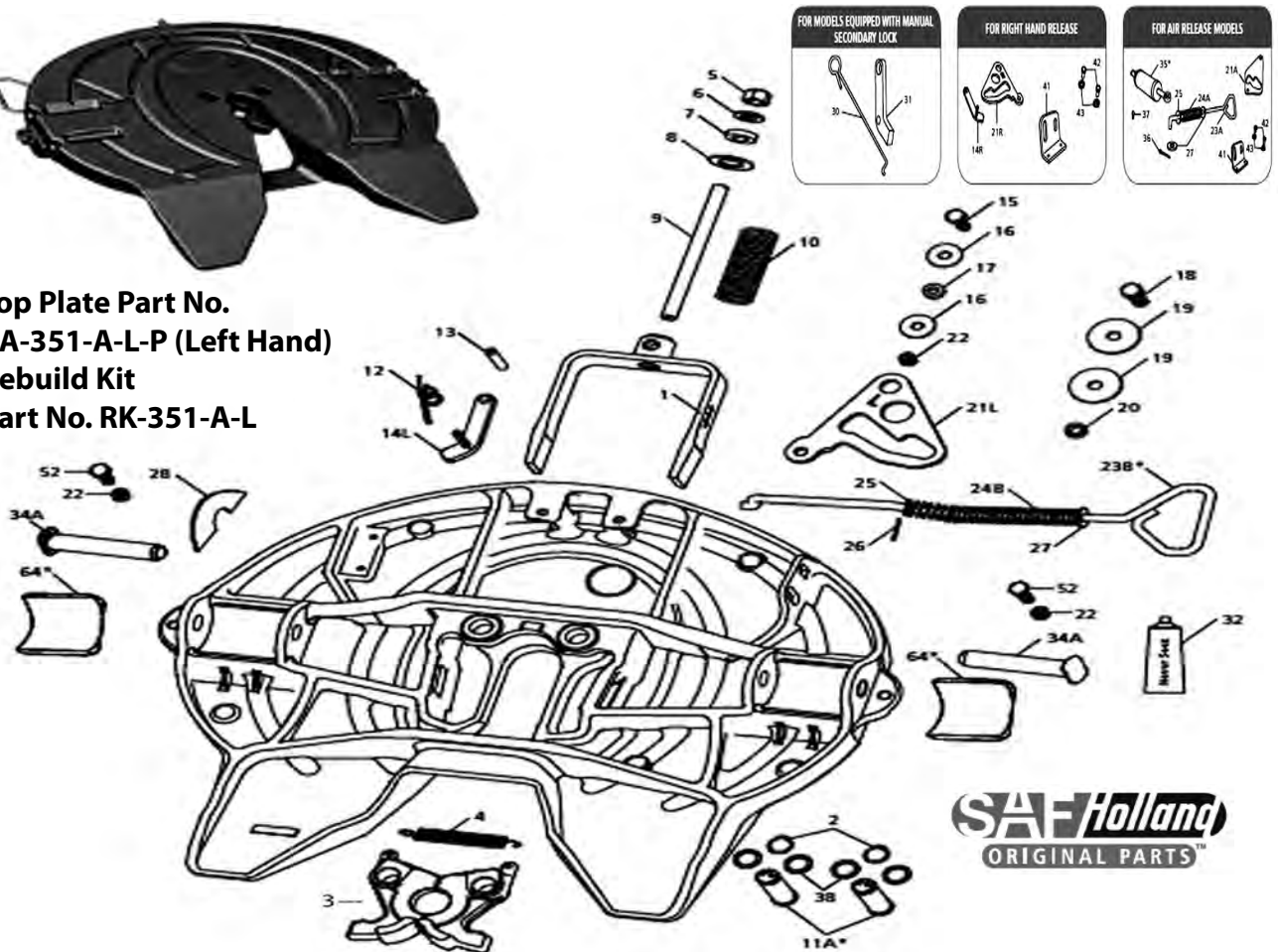
**Part No. SLTPLUNT** •Top Plate, left hand pull, with pins.  
 Ask us about the new No-Slack® NT. Designed for 100% on-highway standard duty applications. Save Weight! Many new options.



## SAF-HOLLAND FIFTH WHEEL PARTS - FW35 (XA-351 PARTS)



**Top Plate Part No.  
XA-351-A-L-P (Left Hand)  
Rebuild Kit  
Part No. RK-351-A-L**



**SAF-Holland**  
ORIGINAL PARTS™

### FW35 PARTS LIST

#	DESCRIPTION	PART NUMBER	QTY.
1	Yoke	XA-07295	1
2	Retaining Ring, 1" Dia.	XB-07398	2
3*	Lock Jaw Set,	XA-07296	1
See RK-351-07296 or RK-351-07296-82			
4	Spring, Extension	XB-07628	1
5	Lock Nut, .75"-16 GR C	XB-HNH-34-F	1
6	Washer, .81" I.D. x 1.47" O.D.	XB-PW-1316-112	1
7	Washer, Rubber, .75" I.D. x 1.50" O.D.	XB-1127	1
8	Tag, Lock Adjustment	XB-02312	1
9	Shaft, Yoke	XA-1706	1
10	Spring, Compression	XB-1505	1
11A*	Pin, Lock, See RK-07292-1	XA-07292-1	2
12	Spring, Torsion	XB-2149	1
13	Pin, Spring, .50" Dia. x 2.75" Long	XB-21-S-500-2750	1
14L	Lock, Secondary, Left-Hand and Air	XA-3542-L	1
14R	Lock, Secondary, Right-Hand	XA-3542-R	1
15	HHCS, .50"-20 x 1.75" GR 5	XB-2083	1
16	Washer, .56" I.D. x 1.75" O.D.	XB-08559	2
17	Roller, .52" I.D. x 1" O.D. x .38" Long	XA-1029	1
18	HHCS, .63"-18 x 1.75" GR 8	XB-CX-58-F-134	1
19	Washer, .66" I.D. x 2.63" O.D.	XB-07431	2
20	Roller, .66" I.D. x 1" O.D. x .38" Long	XA-1507	1
21A	Cam Plate, Air Release	XA-1705	1
21L	Cam Plate, Left-Hand	XA-07150-L	1
21R	Cam Plate, Right-Hand	XA-07150-R	1
22	Lock Nut, .50"-20 GR C	XB-T-69-A	3

### FW35 PARTS LIST

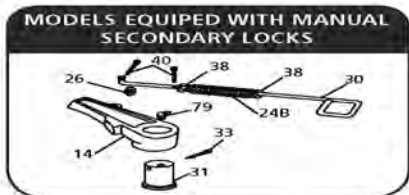
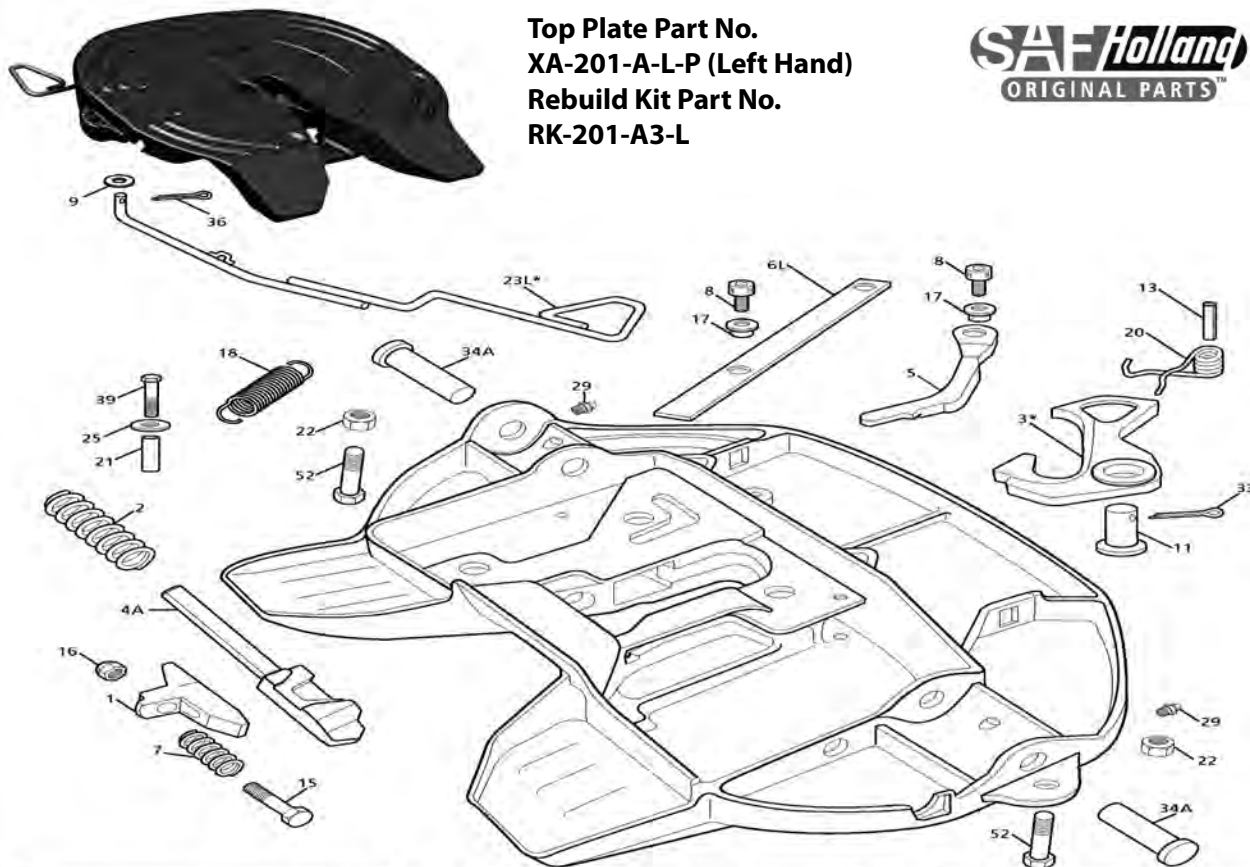
#	DESCRIPTION	PART NUMBER	QTY.
23A*	Release Handle, Air Release,	XA-07766-1	1
See RK-07766-1			
23B*	Release Handle, Left- and Right-Hand,		
See RK-07151-1 XA-07151-1 1			
24A	Spring, Air Release	XB-07974	1
24B	Spring, Manual Release	XB-07291	1
25	Washer, .53" I.D. x 1.06" O.D.	XB-PW-1732-1-116	1
26	Pin, Cotter, .13" Dia. x 1.25" Long	XB-07508	1
27	Washer, .56" I.D. x 1.38" O.D. Man	XB-T-49	1
27	Washer, .56" I.D. x 1.38" O.D. Air	XB-T-49	2
28	Tag, Operation (Service Part Only)	XB-07610	1
29	Fittings, Grease	XB-H-38	2
30	Release Handle, Manual Sec. Lock	XA-3542-M	1
31	Lock, Manual Secondary	XA-3528	1
32	Never-Seez, 7.5g Tube	XB-02967	1
34A	Pin, Bracket	XE-06356-P	2
35*	Cylinder Assembly, Air,		
See RK-2524-R-16-L XA-2524-R-16-L			
36	Pin, Cotter, .19" Dia. x 1.25" Long	XB-06336	1
37	Screw, Drive, #12 x .75" Long	XB-09155	1
38	Washer, 1.19" I.D. x 1.58" O.D.	XB-05859-1	4
41	Handle Bracket, Air Release and Right-Hand Release, for H-Version Casting	XA-11211	1
42	HHCS, .38"-16 x 1" GR 5	XB-C-38-C-1	2
43	Washer, Lock, .38" I.D. x .68" O.D.	XB-T-61	2
52	HHCS, .50"-20 x 1.25" GR 5	XB-C-95	2



**SAF-HOLLAND FIFTH WHEEL PARTS - FW8 (XA-201) PARTS**



**Top Plate Part No.  
XA-201-A-L-P (Left Hand)  
Rebuild Kit Part No.  
RK-201-A3-L**



**XA-201 PARTS LIST**

#	Description	Part No.	Qty.
1	Wedge, Adjusting	XD-06328	1
2	Spring, Plunger	XB-06330	1
3*	Lock, Hinged	XA-09416	1
4A	Plunger, Locking, After 9/1/99	XE-10474	1
5	Cam Arm	XE-09415	1
6A	Release Arm, Air	XA-10149	1
6L	Release Arm, Left-Hand	XA-09514	1
6R	Release Arm, Right-Hand	XA-09580	1
7	Spring, Compression	XB-09495	1
8	SHCS, .50"-13 x .75" Long	XB-08558	2
9	Washer, .66" I.D. x 1.31" O.D.	XB-T-199	1
10L	Spring, Extension, Left-Hand and Air	XB-09408	1
10R	Spring, Extension, Right-Hand, Inner	XB-09629	1
11	Pin, Lock	XA-06344	1
12	Spring, Extension, Right-Hand, Outer	XB-09581	1
13	Pin, Spring, .50" Dia. x 2.75" Long	XB-21-S-500-2750	1
14	Lock, Manual Secondary	XA-06349	1
15	HHCS, .63"-11 x 4.25" GR 8	XB-06329-1	1
16	Lock Nut, .63"-11	XB-06179-2	1
17	Roller, .51" I.D. x 1" O.D. x .69" Long	XA-08162	2
18	Spring, Extension, Left-Hand	XB-09517-1	1
19	Block Stop, Wedge	XA-09590	1
20	Spring, Lock Return	XB-08764	1
21	Spacer	XA-09558	1
22	Lock Nut, .50"-20 GR C	XB-T-69-A	2

**XA-201 PARTS LIST**

#	Description	Part No.	Qty.
23A*	Release Handle, Air Release	XA-10161	1
23L*	Release Handle, LH, See RK-09557	XA-09484	1
23R*	Release Handle, RH, See RK-09556	XA-09632	1
24B	Spring, Manual Release	XB-1028-1	1
25	Washer, .44" I.D. x 1.03" O.D., LH	XB-1108	1
	Washer, .44" I.D. x 1.03" O.D., Air	XB-1108	5
26	Washer, .41" I.D. x .81" O.D., Clipped	XB-PWC-38-78	1
27	Washer, .56" I.D. x 1.38" O.D.	XB-T-49	4
28	HHCS, .38"-16 x 1.75" GR 5	XB-V-444-3	2
29	Grease Zerk	XB-H-38	2
30	Release Handle, Lock, Manual Sec.	XA-06345	1
31	Pin, Lock, Manual Sec.	XA-1016-C	1
33	Pin, Cotter, .25" x 2" Long	XB-5	1
34A	Pin, Bracket	XE-06356-P	2
35	Air Cylinder	XA-2524-17	1
36	Pin, Cotter, .19" x 1.25" Long	XB-06336	1
37	Bracket, Air Cylinder	XA-10164	1
38	Washer, .50" I.D. x 1.28" O.D., Manual	XB-1204	4
39	HHCS, .38"-16 x 2.25" GR 5	XB-C-38-C-214	1
40	Pin, Cotter, .13" Dia. x 1" Long	XB-06377	2
42	HHCS, .25"-28 x .50" GR 5	XB-01611	2
52	HHCS, .50"-20 x 1.25" GR 5	XB-C-95	2
69	Lock Nut, .38"-16 GR B	XB-338	2
79	Fittings, Grease, 45°	XB-767-C	1



# SAF-HOLLAND FIFTH WHEEL PARTS - XA-351-03505 PARTS

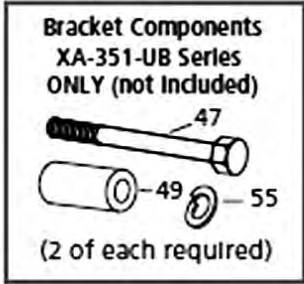
## AIR CYLINDER TABLE

### Top Plate Assembly

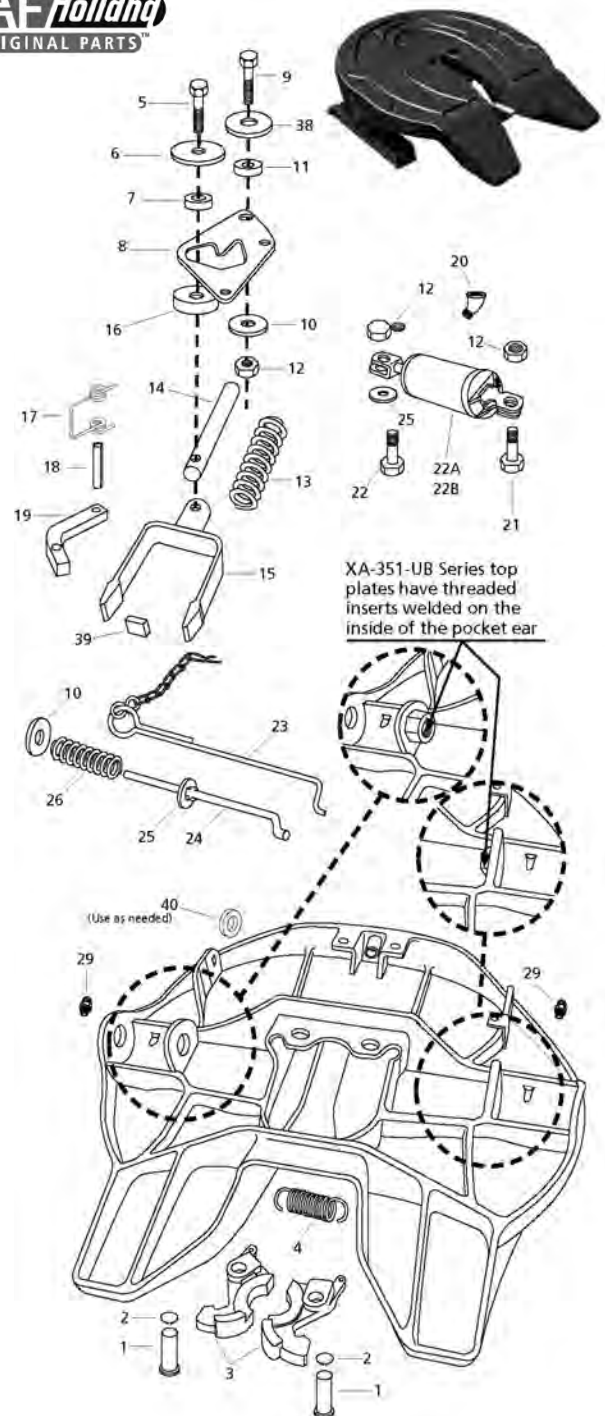
XA-351-03505 .....	Items 48 and 35A
XA-351-03505-2 .....	Items 48 and 35A
XA-351-03505-3 .....	Item 35B, omit item 48
XA-351-03505-4 .....	Items 48 and 35B
XA-351-UB.....	Items 48 and 35A

### Air Cylinder Parts

Items 48 and 35A
Items 48 and 35A
Item 35B, omit item 48
Items 48 and 35B
Items 48 and 35A



## Top Plate Part No. XA-351-03505S



## XA-351-03505 and XA-351-UB PARTS LIST

#	Part No.	Qty.	Description
•1	XA-07292-1	2	Lock pin
•2	XB-07398	2	Retaining ring
•3	XA-08332-1	1	Lock jaw set
•4	XB-07628	1	Extension spring
> 5	XB-10035	1	Hex head cap screw 5/8"-18 x 2"
> 6	XB-07431	1	Washer 5/8" I.D. x 25/8" O.D. x 3/4" thick
> 7	XA-1507-1	1	Roller 5/8" I.D.
> 8	XA-08988	1	Cam plate
9	XB-2083	1	Hex head cap screw 1/2"-20 x 13/4"
> 10	XB-08559	2	Washer 1/2" I.D. x 13/4" O.D.
11	XA-1029	1	Roller 1/2" ID
> 12	XB-T-69-A	3	Locknut 1/2"-20 (2 add'l req. for brackets)
13	XB-1505	1	Yoke spring
> 14	XA-1706-1	1	Yoke shaft
15	XA-07295	1	Yoke
> 16	XA-09040	1	Cam spacer
17	XB-2149	1	Torsion spring
18	XB-21-S-500-2750	1	Roll pin 1/2" x 23/4"
19	XA-3528	1	Secondary lock
20	XB-698	1	45° street elbow
> 21	XB-T-89-5	2	HHCS 1/2"-20 x 13/4" LG.
22A*	XA-2524-R-13-1	1	Air cylinder
22B*	XA-2524-R-13-4	1	Air cylinder
23	XA-3546	1	Secondary lock handle
> 24	XA-09041	1	Release handle
> 25	XB-PW-1732-1-116	2	Washer 1/2" I.D. x 1" O.D.
> 26	XB-07291	1	Compression spring
27**	XA-03423	2	Bracket bearing
28**	XA-0268	4	Bearing stop block
29	XB-H-38	2	Grease fitting
30***	XA-2016	2	Bracket pin
> 31***	XB-21-S-375-1750	2	Roll pin 3/8" x 13/4"
32***	XB-0011	2	Rubber bushing
33***	TF-0110	1	Kingpin gage
34***	TF-TLN-5001	1	Kingpin lock tester
35***	XB-BR-118-C-7	2	HHCS 1 1/8"-7 x 7"
36***	XB-E-536	2	Washer, lock 1 1/8"
37***	XB-1604-5	2	Rubber Bushing
> 38	XB-1030	1	Washer 1/2" I.D. x 21/4" O.D.
> 39	XA-09043	1	Yoke stop
> 40	XA-09039	1	Handle guide
> 41	XB-02967	1	Never-Seez (not shown)

ALL PARTS LISTED ARE INCLUDED IN RK-351-03505 AND RK-351-UB, EXCEPT ITEMS 39 AND 40 AND AS LISTED BELOW:

- Parts included in RK-351-08332-1
- > Parts included in RK-09063
- \* SEE air cylinder table for proper air cylinder.
- \*\* Included in RK-351-03505 only.
- \*\*\* Not included in repair kits, except where noted.



## HOLLAND-SIMPLEX FIFTH WHEEL TOP PLATES

### SIMPLEX SERIES® TOP PLATES



**Part No. 10402720**  
**Holland Simplex SE Top Plate**

**Specifications:**

<b>Vertical Load Capacity</b>	55,000 lbs.
<b>Trailing Load</b>	150,000 lbs.
<b>Top Plate Weight</b>	220 lbs.

Operation:

**Slack Adjustment**

Up to 11/32" before jaw replacement.

**Operating Rod**

Minimal effort, straight pull design. Air-Operated Release. Available with TouchLoc air-operated release system.

**Safety Latch**

Provides the driver with a clear visual indication that the wheel is properly coupled.

**Service Life**

Exceeds life of tractor.

**Maintenance:**

**Service Required**

No lubrication required at pivot connection. Routine: grease and visually check top plate, adjust slack as required.

**Jaw Replacement**

Fifteen minutes to rebuild, while the top plate remains on tractor.

**Handle Replacement**

Five minutes to replace, while fifth wheel remains on tractor.

**Disassembly**

Pull one clinch pin to remove and replace eccentric adjustment pin and jaw.

**Warranty**

5-years or 500,000 miles

**Part No. 4102720**  
**Holland Simplex II SE Top Plate**

**Specifications:**

<b>Vertical load capacity</b>	70,000 lbs.
<b>Trailing load</b>	200,000 lbs.
<b>Top plate weight</b>	260 lbs.

Operation:

**Slack Adjustment**

Up to 11/32" before jaw replacement.

**Operating Rod**

Minimal effort, straight pull design. Air-Operated Release. Available with TouchLoc air-operated release system.

**Safety latch**

Visual indication of a positive coupling, also serves as a secondary lock.

**Service life**

Exceeds life of tractor.

**Maintenance:**

**Service Required**

No lubrication required at pivot connection. Routine: grease and visually check top plate, adjust slack as required.

**Jaw Replacement**

Fifteen minutes to rebuild, while the top plate remains on tractor.

**Handle Replacement**

Five minutes to replace, while fifth wheel remains on tractor.

**Disassembly**

Pull one clinch pin to remove and replace eccentric adjustment pin and jaw.

**Warranty**

5-years or 500,000 miles



## HOLLAND-SIMPLEX SE & SIMPLEX II SE FIFTH WHEEL PARTS

### SIMPLEX SE PARTS BREAKDOWN

#	Description:	Part No.	Qty
1*	Pin, Eccentric Jaw	4109922-P	1
3A*	Lock Jaw,	See 4000644 XA-4109939 1	
3B*	Lock,	See 4000647 4109931	1
4	Spring, Jaw Return	1200101	1
9	Washer, .66" I.D. x 1.31" O.D.	XB-T-199	1
10	Spring, Lock	1200706	1
13	Pin, Spring, .19" Dia. x 1.15" Long	9900181	1
14	Pin, Cotter, .19" Dia. x 1.25" Long	9900170	1
18	HHSB, .50"-13 x 1.88" GR 5	XB-11127	1
19	Plate, Cover	XA-10969	1
21L	Lever Bar, Left-Hand	4100373	1
22	Lock Nut, .50"-20 GR C, Cam Plates, Bracket Pins, Air Release	XB-T-69-A	2
23L*	Release Handle, Left-Hand with Automatic Indicator,	See 4000531 4100420	1
23O*	Release Handle, Left-Hand with Manual Indicator,	See 4000507 4100382	1
24	Washer, .41" I.D. x .81" O.D., Hardened	9900174	2
28	HHCS, .38"-16 x .75" GR 5	9900182	2
29	Fittings, Grease	84787	4
34A	Pin, Bracket	5400705	2
35*	Cylinder Assembly, Air,	See 4000273 XA-11660	1
36	Pin, Cotter, .38" Dia. x 1.50" Long	9900169	2
40A	Lock Indicator, Automatic Touchloc	4100294	1
40M	Lock Indicator, Manual	4101250	1
42	Pin, Indicator	5400711	1
43	Pin, Cotter, .13" Dia. x 1.25" Long	84261	1
52	HHCS, .50"-20 x 1.25" GR 5	XB-C-95	2
63	Shoe, Bracket	4100328	2
64A*	Insert, .33" Bracket,	See 4000640 4100339	2
64B*	Insert, .38" Bracket,	See 4000528 4100329	2
64C*	Insert, .42" Bracket,	See 4000587 4100376	2

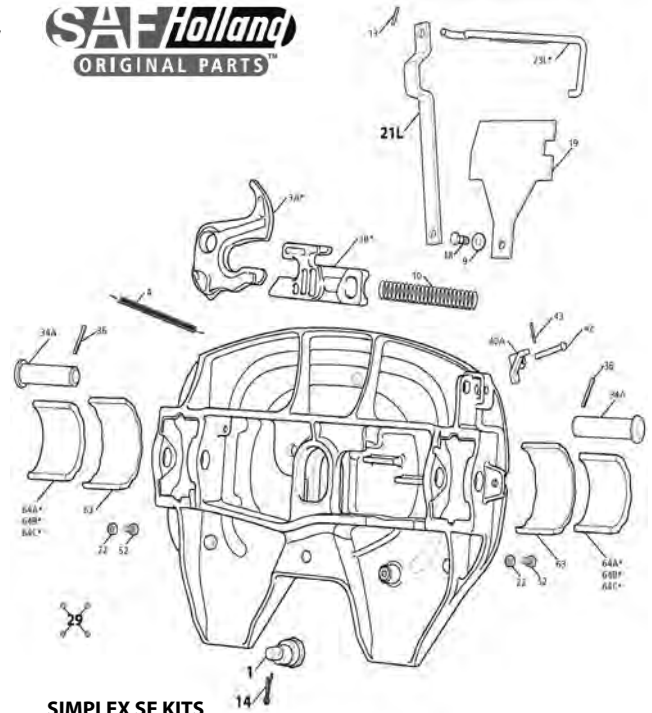
\*Not Sold Individually, must be purchased in Kit.

### SIMPLEX II SE PARTS BREAKDOWN

#	Description:	Part No.
1	Jaw (LH)	XA-4109939
	Jaw (RH)	4109940
2	Lock (LH)	4109931
	Lock (RH)	4109809
3	Jaw Return Spring	1200101
4	Lock Spring	1200706
5	Lever Bar	4100373
6	Handle (LH / Air Release)	4100420
	Handle (RH)	4100448
7	Cover Plate	XA-10969
8	Roll Pin	9900181
9	Grease Fitting	84787
10	Hex Head Shoulder Bolt	XB-11127
11	Washer 5/8"	XB-T-199
12	Lock Indicator	4100294
	Lock Indicator (RH)	4300312
13	Cotter Pin 1/8" x 1-1/4"	84261
14	Indicator Pin	5400711
15	Eccentric Jaw Pin	4109922-P
16	Clinch Pin 3/16" x 1-1/4"	9900170
17	.33" Bracket Insert (Qty 2)	4000640
	.38" Bracket Insert (Qty 2)	4000528
	.42" Bracket Insert (Qty 2)	4000587
18	Bracket Shoe	4100328
19	Bracket Pin	5400705
20	HHCS 1/2" - 20 x 1-1/4"	XB-C-95
21	Locknut 1/2" - 20	XB-T-69-A
22	Air Cylinder	4100423
23	HHCS 3/8" - 16 x 3/4"	9900182

\*Discontinued Model. Parts for Reference.

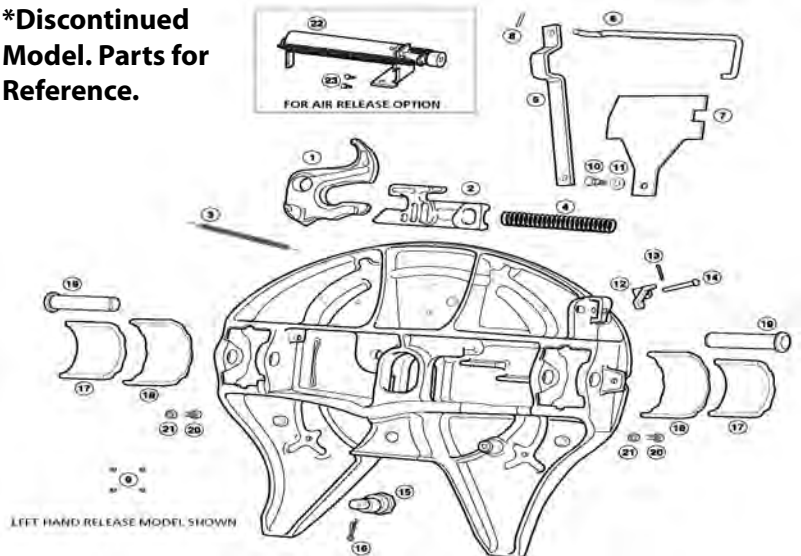
**SAF Holland**  
ORIGINAL PARTS™



### SIMPLEX SE KITS

Part No.	Description:	Includes #'s.
<b>4000647</b>	Standard Lock	3B, 5, 9, 10, 18, 19, 21L, 43
<b>4000644</b>	Standard Lock	1, 3A, 4, 14
<b>4000531</b>	Release handle, LH, Auto Indicator	13, 23L, 40A, 42, 43
<b>4000507</b>	Release handle, LH, Man. Indicator	13, 23O, 40M, 42, 43
<b>4000273</b>	Air Cylinder for TouchLoc	24, 28, 35
<b>4000641</b>	Bracket Connection .33 Pads	34A, 36, 63, 64A
<b>4000504</b>	Bracket Connection .38 Pads	34A, 36, 63, 64B
<b>4000588</b>	Bracket Connection .42 Pads	34A, 36, 63, 64C

\*Discontinued Model. Parts for Reference.



### SIMPLEX II SE KITS

Part No.	Description:	Includes #'s.
<b>4000647</b>	Standard Lock	2, 4, 5, 7, 10, 11
<b>4000644</b>	Standard Lock	1, 3, 15, 16
<b>4000531</b>	Release handle, LH, Auto Indicator	6, 8, 12, 13, 14
<b>4000641</b>	Bracket Connection .33 Pads	17, 18, 19
<b>4000504</b>	Bracket Connection .38 Pads	17, 18, 19
<b>4000588</b>	Bracket Connection .42 Pads	17, 18, 19

**SAF Holland**  
ORIGINAL PARTS™



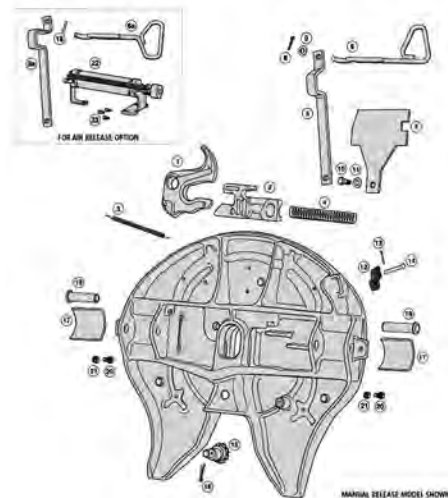
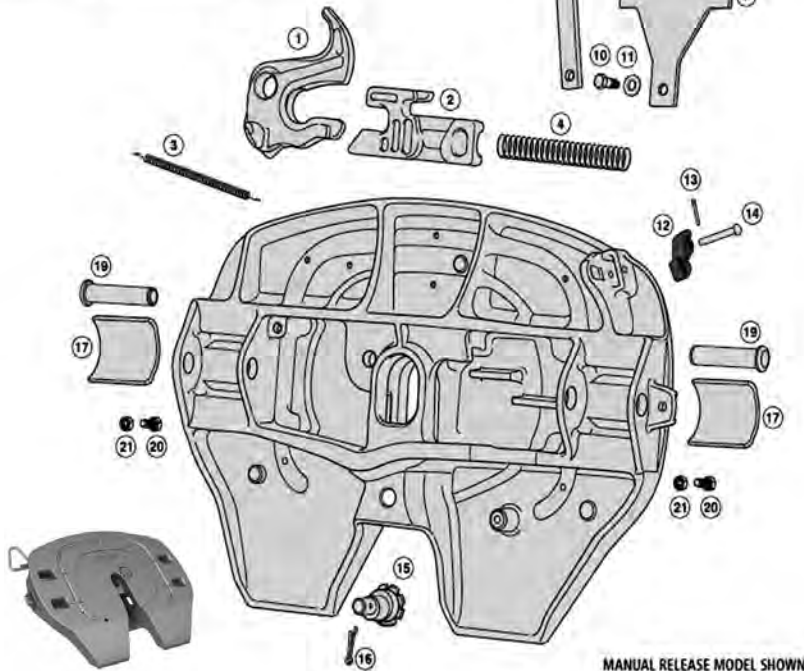
## SAF-HOLLAND FWS1 AND FWS2 FIFTH WHEEL PARTS



**SAF-Holland**  
ORIGINAL PARTS™

**Top Plate Part No.  
XA-S1-A-L-P**

**The FWS2 has ALL of the  
SAME exact components,  
with the top plate being the  
only difference in style.**



#	Description	Part No.
1	Jaw	XA-4109939
2	Lock	4109931
3	Jaw Return Spring	1200101
4	Lock Spring	1200706
5	Lever Bar (Manual Pull)	4100373
5a	Lever Bar (Air Release)	XA-11113
6	Handle (Manual Pull)	XA-10990
6a	Handle (Air Release)	XA-11112
7	Cover Plate	XA-10969
8	Cotter Pin 3/16" x 1-1/4"	XB-11091
9	Washer 1/2"	XB-T-49
10	Hex Head Shoulder Bolt	XB-11127
11	Washer 5/8"	XB-T-199
12	Lock Indicator	XD-11121
13	Cotter Pin 1/8" x 1-1/4"	84261
14	Indicator Pin	XB-10996
15	Eccentric Jaw Pin	XA-10971
16	Clinch Pin 3/16" x 1-1/4"	9900170
17	Pocket Insert (Qty 2)	RK-PKT-2
18	Roll Pin 3/16" x 1.15"	9900181
19	Bracket Pin	XE-06356
20	HHCS 1/2" - 20 x 1-1/4"	XB-C-95
21	Locknut 1/2" - 20	XB-T-69-A
22	Air Cylinder	XA-10999
23	HHCS 3/8" - 16 x 1/2"	XB-11027

### Rebuild Kits Available:

#### Part No.      Description:

**RK-FWS-A-L      Complete Rebuild Kit**  
(Contains all items required to rebuild  
entire manual release FWS1)

**RK-10990      Release Handle Kit**  
(Includes #'s 6,8,9,12,13,14)

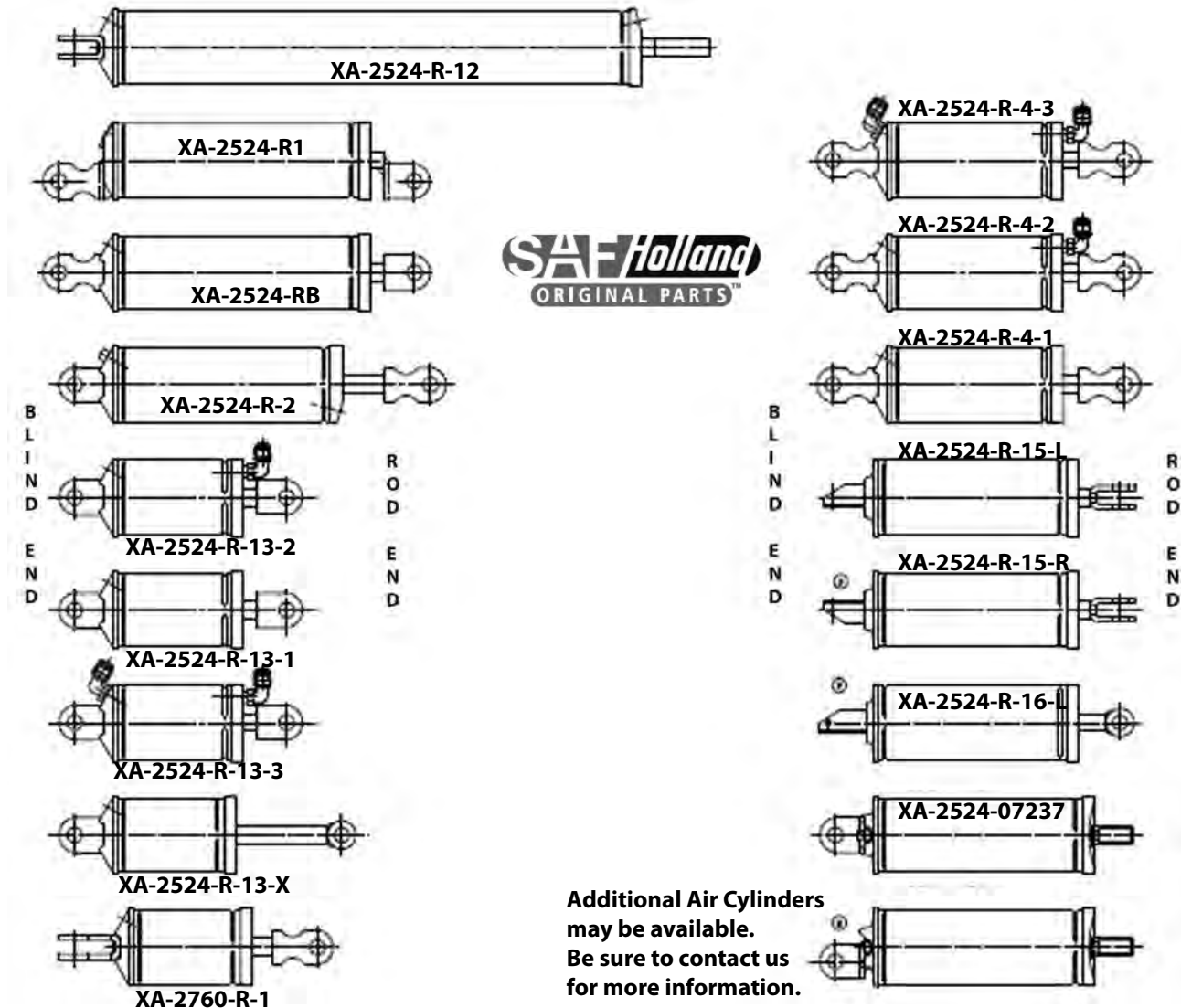
**RK-4109939      Jaw Kit**  
(Includes #'s 1,3,15,16)

**RK-10999      Air Cylinder Replacement Kit**  
(Includes #'s 5a,6a,18,22,23)





## SAF-HOLLAND FIFTH WHEEL AIR CYLINDERS



**Additional Air Cylinders  
may be available.  
Be sure to contact us  
for more information.**

PART NUMBER	HOLE-TO-HOLE DIMENSION		STROKE		USED ON
	EXTENDED -	RETRACTED	REF	AIR INLET	
XA-2524-R-13-2	9.649" / 9.464"	7.613" / 7.473"	2.02"	Blind End	FW1500, FW3500, (1 fitting)
XA-2524-R-13-3	9.649" / 9.464"	7.613" / 7.473"	2.02"	Blind End	FW1500, FW3500, (2 fitting)
XA-2524-R-12	38.742" / 38.556"	22.680" / 22.496"	16.06"	Both Ends	TF-675
XA-2524-RB	19.650" / 19.171"	12.750" / 12.506"	6.77"	Blind End	Sliding 5th Wheels
XA-2524-R-2	18.560" / 18.171"	12.750" / 12.506"	5.74"	Rod End	FW0070, FW0100, & FW2080
XA-2524-R-4-3	14.108" / 13.863"	10.452" / 10.252"	3.64"	Blind End	XA-2801-03185-4
XA-2524-R-4-2	14.108" / 13.863"	10.452" / 10.252"	3.64"	Blind End	XA-2801-03185-3
XA-2524-R-4-1	14.108" / 13.863"	10.452" / 10.252"	3.64"	Blind End	FW1560 Series
XA-2524-R-13-X	11.690" / 11.280"	9.570" / 9.385"	1.99"	Blind End	FW2800 Series, FW2900
XA-2760-R-1	10.840" / 10.361"	8.720" / 8.476"	1.99"	Blind End	FW1580
XA-2524-R-13-1	9.649" / 9.464"	7.613" / 7.473"	2.02"	Blind End	FW1500, FW3500, (no fitting)
XA-2524-R-16-L	13.95" REF	9.05" REF	4.89"	Blind End	OPT. CODE 80
XA-2524-R-15-R	13.95" REF	9.05" REF	4.89"	Blind End	XA-3501-06533
XA-2524-R-15-L	13.95" REF	9.05" REF	4.89"	Blind End	XA-3501-06533
XA-2524-07237-1	15.782" / 15.598"	10.625" / 10.468"	5.13"	Both Ends	FW503 (Obsolete)
XA-2524-07237	15.782" / 15.598"	10.625" / 10.468"	5.13"	Both Ends	FW503 (Obsolete)
XA-2524-R-1	19.650" / 19.171"	12.750" / 12.506"	6.77"	Blind End	Warranty



## SAF-HOLLAND FIFTH WHEEL KIT 'QUICK LIST'

PRODUCT	TOP PLATE	REBUILD KIT	LOCK GUARD	LOCK KIT	HANDLE KIT	BUSHG/PIN KIT	AIR CYLINDER
<b>FW3500 (Stationary)</b>	XA-3501-A-LH (LH) XA-3501-A-RH (RH)	RK-63501 (LH) RK-63500 (RH)	RK-05329	RK-63503	RK-1707-M (LH) RK-1707-6 (RH)	RK-04413	-
<b>FW2535 (Sliding)</b>	XA-3501-A-LH (LH) XA-3501-A-RH (RH)	RK-63501 (LH) RK-63500 (RH)	RK-05329	RK-63503	RK-1707-M (LH) RK-1707-6 (RH)	RK-04413	XA-2524-R
<b>FW2000 (Stationary)</b>	XA-2009-A-LH (LH) XA-2009-A-RH (RH)	RK-62001 (LH) RK-62000 (RH)	RK-05328	RK-62004	RK-1117-1-L (LH) RK-1117-1 (RH)	RK-04413	-
<b>FW2500 (Sliding)</b>	XA-2009-A-LH (LH) XA-2009-A-RH (RH)	RK-62001 (LH) RK-62000 (RH)	RK-05328	RK-62004	RK-1117-1-L (LH) RK-1117-1 (RH)	RK-04413	XA-2524-R
<b>FW2555 (Sliding)</b>	XA-71-DAS	RK-65014	-	RK-65024	-	-	-
<b>FW2570 (H D Sliding)</b>	XA-71-DAS	RK-65014	-	RK-65024	-	-	-
<b>FW35 (Stationary)</b>	XA-351-A-L-P (LH) XA-351-A-P (RH)	RK-351-A-L (LH) RK-351-A (RH)	N/A	RK-351-07296	XA-07151-1	RK-06973-1	-
<b>FW35 (Sliding)</b>	XA-351-A-L-P (LH) XA-351-A-P (RH)	RK-351-A-L (LH) RK-351-A (RH)	N/A	RK-351-07296	XA-07151-1	RK-06973-1	XA-2524-R
<b>FW35-89xx</b> (No-tilt Stationary)	XA-351-A-06-L-P	RK-351-A-L	N/A	-	-	-	-
<b>FW35-7401</b> (No-tilt Sliding)	XA-351-A-06-L-P	RK-351-A-L	N/A	-	XA-07151-1	RK-06973-1	XA-2524-R
<b>FW35-8401</b> (No-tilt Sliding)	XA-351-A-06-L-P	RK-351-A-L	N/A	-	XA-07151-1	RK-06973-1	-
<b>FW8 (Stationary)</b>	XA-201-A-L-P (LH) XA-201-A-P (RH)	RK-201-A3-L (LH) RK-201-A3 (RH)	N/A	N/A	N/A	RK-06973-1	-
<b>FW8 (Sliding)</b>	XA-201-A-L-P (LH) XA-201-A-P (RH)	RK-201-A3-L (LH) RK-201-A3 (RH)	N/A	N/A	N/A	RK-06973-1	XA-2524-R
<b>FW17 (Stationary)</b>	XA-17-A-L-P	RK-17-A-L	N/A	RK-17-A-L-P	RK-171-11079	-	-
<b>FW17 (Sliding)</b>	XA-17-A-L-P	RK-17-A-L	N/A	RK-17-A-L-P	RK-171-11079	-	XA-2524-R
<b>FW6700-16B</b> (Air Elevating)	XA-3501-UB	RK-63502	N/A	RK-63504	-	-	-
<b>FW67-16B</b> (Air Elevating)	XA-351-UB-P	RK-351-UB	N/A	-	-	-	-
<b>FW35-03344</b> (Yard Spotter)	XA-351-03505S	RK-351-03505	N/A	N/A	-	-	XA-2524-R-13-1
<b>FW35-03344-1</b> (Yard Spotter)	XA-351-03505S	RK-351-03505	N/A	N/A	-	-	XA-2524-R-13-1
<b>FW2870-03184</b> (Yard Spotter)	XA-2801-03185-1		N/A	RK-03185-1	-	-	XA-2524-R-4-1
<b>FW1560</b> (Side Oscillating)	XA-1501-CA1S	RK-65005	N/A				
<b>FW0100-D</b> (Heavy Duty (2" KP*))	XA-101-DAS	RK-65012	N/A	RK-65024	N/A		
<b>FW0100-0</b> (Heavy Duty (3.5" KP*))	XA-101-OAS	RK-65013	N/A	RK-65024-1	N/A		
<b>FW0070</b> (Heavy Duty (2" KP*))	XA-71-DAS	RK-65014	N/A	RK-65024	N/A		
<b>FW0070</b> (Heavy Duty (3.5" KP*))	XA-71-OAS	RK-65015	N/A	RK-65024-1	N/A		
<b>FW2800-X</b> (Hydraulic Lift)	XA-2801-AX-1S	RK-65021	N/A	N/A			
<b>FW2900-X</b> (Hydraulic Lift)	XA-2801-AX-1S	RK-65021	N/A	N/A			
<b>FW1580</b>		XA-1581-A-1	RK-65006	-	-	-	-
<b>FW2870-03184</b> (LH) Left Hand Release. - (RH) Right Hand Release - KP* Kingpin		XA-2801-03185-1S	RK-03185-1	-	-	-	XA-2524-R-4-1



The above chart does not represent all models or all available kits. Please refer to the detailed parts information pages.



## SAF-HOLLAND FIFTH WHEEL SLIDE BRACKETS & PARTS



### ILS Model Slide Plates

#### Part Number XA-A24

Slide plate for FW8 / 17 / 35 ILS Outboard without angle.  
43" overall length, 24" travel.

#### Part Number XA-B24X

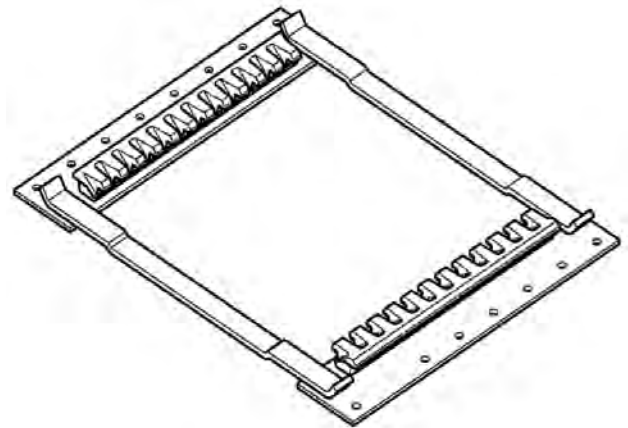
Slide plate for FW8 / 17 / 35 ILS Inboard without angle.  
43" overall length, 24" travel.

#### Part Number RK-10605

ILS Pin and Bushing kit.

#### Part Number RK-10700

ILS Air Cylinder kit.



### ILS Model Bracket Kits

#### Part Number RK-10689-1 (Item #2 - RH & LH)

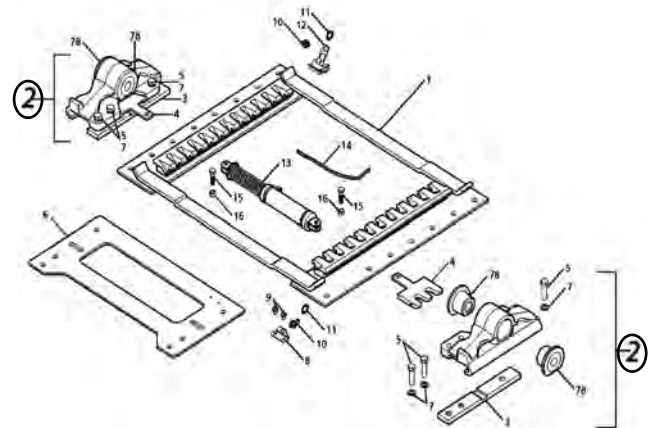
ILS 7" fifth wheel height slider bracket end kit.

#### Part Number RK-10689-2 (Item #2 - RH & LH)

ILS 8" fifth wheel height slider bracket end kit.

#### Part Number RK-10689-3 (Item #2 - RH & LH)

ILS 9" fifth wheel height slider bracket end kit.

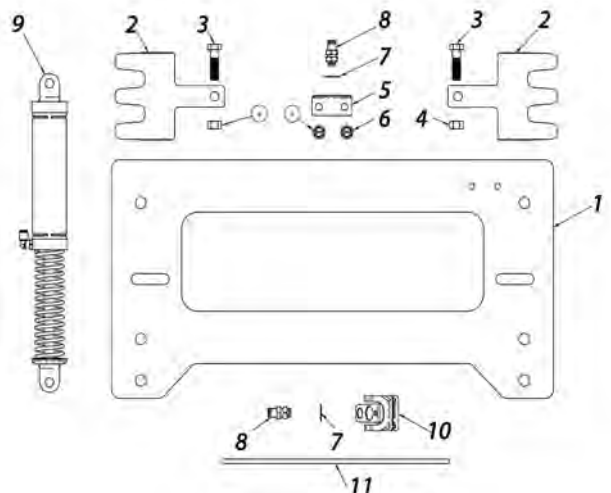


### ILS Model Center Plate Slide Bracket Kit

#### Part Number RK-10606-1

ILS models center plate slide bracket kit.

#	Part No.	Qty:	Description
11	XB-10809	1	Tubing, Air Brake (1/4" O.D.)
10	XA-10736	1	Clip, Airline
9	XA-10700	1	Cylinder S/A, Air
8	XB-11298	2	Air Fitting, 1/4" quick connect
7	XB-11296	2	Washer, locking
6	XB-10814	2	Screw, thread cutting 3/8"-16 X 5/8"
5	XB-11297	1	Bracket
4	XB-T-69-A	2	Nut, lock, 1/2"-20 (Grade C)
3	XB-2083	2	HHCS, 1/2"-20 x 1-3/4"
2	XA-10604-	1	2 Plunger, Rack
1	XA-10606-1	1	Plate, Sliding Bracket





## SAF-HOLLAND FIFTH WHEEL SLIDE BRACKETS & PARTS

### AIR Slide Plates and Bracket Kits

Brackets are available only as part of complete assemblies -

#### Part Number XA-7001

Air slider bracket. 7.56" actual height,  
8.62 fifth wheel height.  
Rubber bushings are included.

#### Part Number XA-7002

Air slider bracket. 6.56" actual height,  
7.52 fifth wheel height.  
Rubber bushings are included.

#### Part Number XA-7003

Air slider bracket. 5.56" actual height,  
6.62 fifth wheel height.  
Rubber bushings are included.

#### Part Number XA-7009

Air slider bracket. 10.12 fifth wheel height.  
Rubber bushings are included.

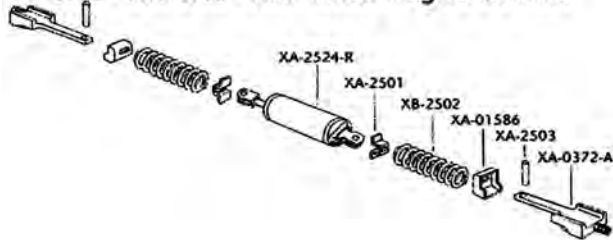


#### Part Number RK-06973-1

Bushing and Pin Kit.  
Traditional mount bracket  
XAS1, XA-201, XA351.

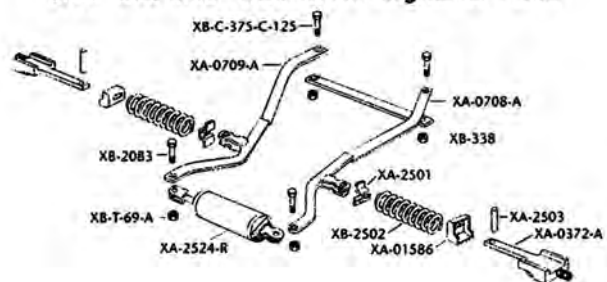
### AIR RELEASE

8.62" and 7.62" Fifth Wheel Heights  
8.12" and 6.62" Fifth Wheel Heights for FW8



### AIR RELEASE

8.12" and 6.62" Fifth Wheel Heights for FW35

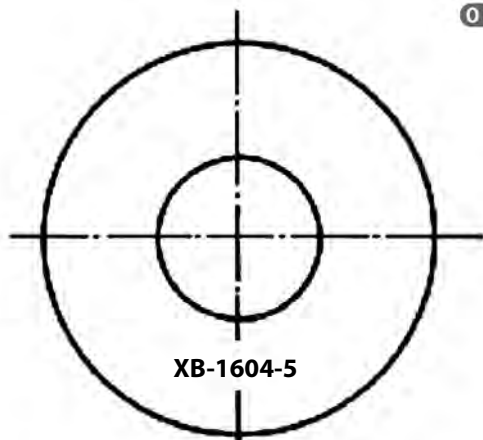


**SAF-Holland**  
ORIGINAL PARTS™



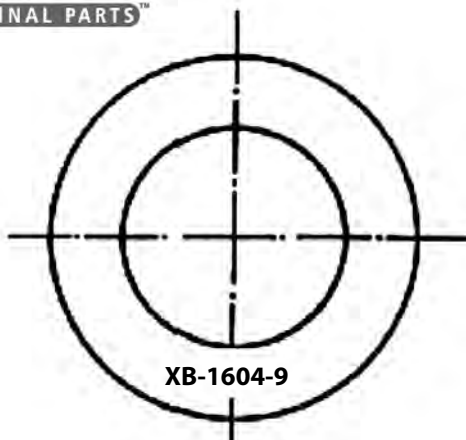
# SAF-HOLLAND FIFTH WHEEL RUBBER UPSHOCK CUSHIONS

Illustrations shown not at actual size.



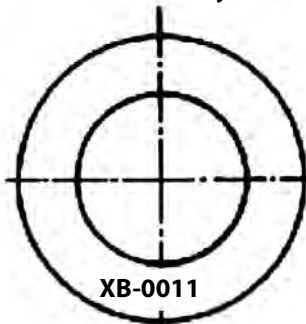
**XB-1604-5**

**FW2000 / FW3500 / FW3600  
Old Style - Prior to May 1982**



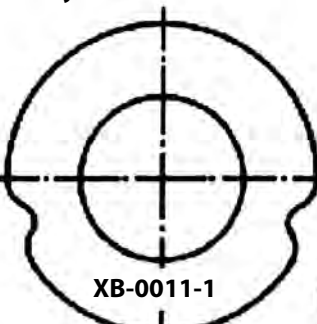
**XB-1604-9**

**FW0070  
Old Style - Prior to May 1982**



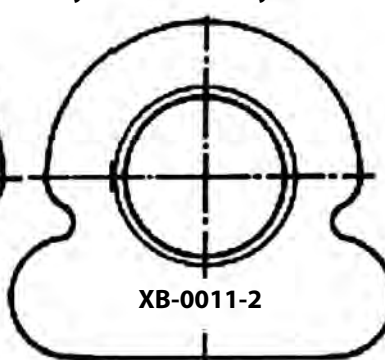
**XB-0011**

**FW2000 KOMPENSATOR /  
FW3500 KOMPENSATOR/ FW3600  
KOMPENSATOR  
and FW3501-UB  
CURRENT**



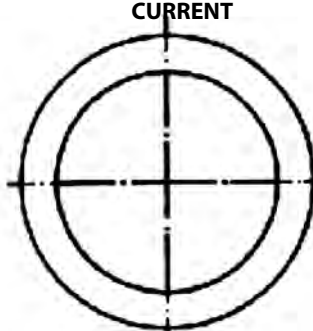
**XB-0011-1**

**FW2000  
FW3500  
FW3600  
May 1982 - June 1987**



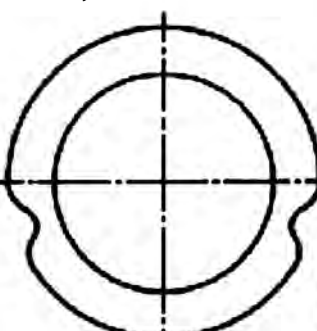
**XB-0011-2**

**FW2000 / FW3500 / FW3600  
CURRENT**



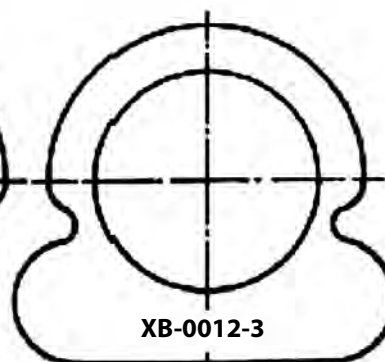
**XB-1604-9**

**FW0070  
KOMPENSATOR  
Prior to May 1982**



**XB-0012-1**

**FW0070  
Mfg.  
May 1982 -  
Oct. 1987**



**XB-0012-3**

**FW0070  
AVAILABLE  
OCT. 1987 to  
current**



**Engineering Your Road to Success**




**SAF-HOLLAND REPLACEMENT PARTS**

**King Pin Gauge**

Use to check condition of kingpin; indicates if pin should be replaced.

**Part No. TF-0110**



**King pin Lock Tester Tool**

The HOLLAND kingpin lock testers are designed for checking fifth wheel locking action and lock adjustment in the shop or on the lot.

**Part No. TF-TLN-5001**



**Slider Spring Compressor**

Designed for springs and pins on Holland sliding fifth wheels. Slider bracket maintenance tool.

**Part No. TF-TLN-2500**



**Release Hook**

Multi-use. For Fifth wheels and Sliders.

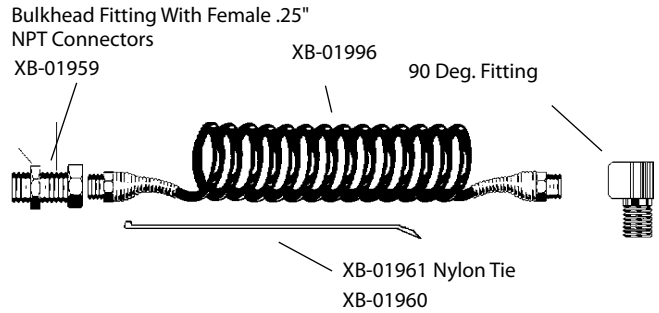
**Part No. XA-0756**



**Sliding Fifth Wheel Air Line Kit**

Ten foot coiled .25" OD nylon tube with wire guards and .25" NPT swivel fittings

**Part No. RK-2500-10**



**Cushion and Pin Rebuild Kit**

This kit is also included in rebuild kits RK-63500-1, RK63501-1, RK62001, RK62001-1.

Consists of:

- 2 XA-2016 Pins
- 2 XB-0011-2 Bushings
- 2 XB-21-S-375-1750 Roll Pins



**Part No. RK-04413**



**Coiled Air Line Kit for Fifth Wheels**

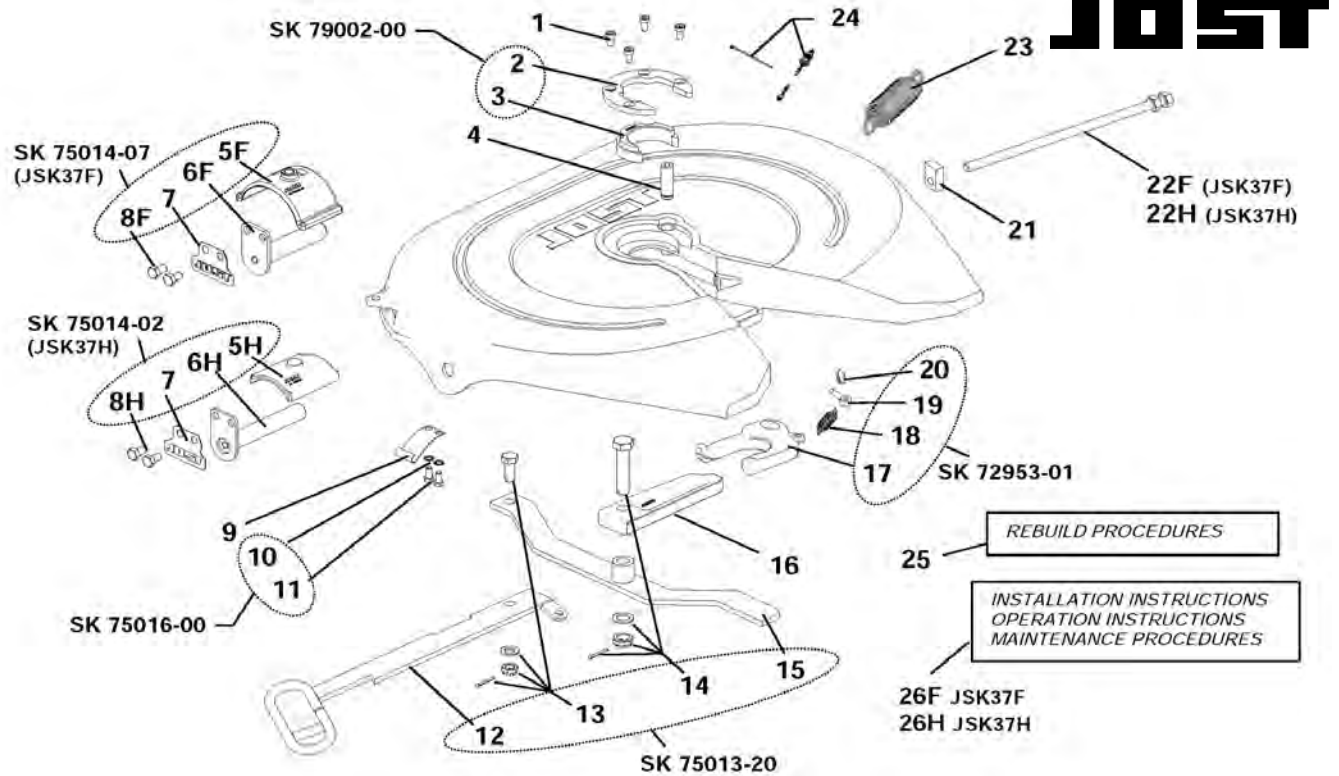
Coiled nylon tubing with wire guards and fittings

**Part No. 1010067**





## JOST FIFTH WHEEL TOP PLATES AND PARTS - JSK37HSL / JSK37FSL



#	Part No.	Description	#	Part No.	Description
1	<b>JSK73121-55</b>	Cushion ring bolt	14	<b>JSK73221-01</b>	Locking bar bolt assembly
2	<b>JSK3105-93</b>	Retainer	15	<b>JSK3105-140</b>	Lever with bushing
3	<b>JSK3105-92</b>	Cushion ring insert	16	<b>JSK3205-06</b>	Locking bar
4	<b>JSK72106-67</b>	Lock jaw pivot pin	17	<b>JSK1489LZ</b>	Lock jaw
5F	<b>JSK79048-02</b>	Collar (JSK37F)	18	<b>JSK847</b>	Lock jaw spring
5H	<b>JSK73105-95</b>	Collar (JSK37H)	19	<b>JSK2106-69</b>	Eye bolt
6F	<b>JSK79011-12</b>	Bracket Pin (JSK37U) -01-1/4"	20	<b>JSK2106-70</b>	Ring
6H	<b>JSK73104-05</b>	Bracket Pin (JSK37U) -050mm	21	<b>JSK73205-07</b>	Guide Piece
7	<b>JSK73104-47</b>	Tab washer	22F	<b>JSK79010-07</b>	Adjusting screw (JSK37F)
8F	<b>JSK70202-15</b>	Hex bolt 1/2-13x3/4 (JSK37F)	22H	<b>JSK3105-151</b>	Adjusting screw (JSK37H)
8H	<b>JSK73121-28B</b>	Hex bolt 3/8-16x3/4 (JSK37H)	23	<b>JSK3105-20</b>	Double tension spring
9	<b>JSK0993-00</b>	Plate spring	24	<b>JSK3108-02</b>	Lubricating Kit
10	<b>JSK70301-00</b>	External tooth lock washer	25	<b>LT-JSK37-03</b>	Rebuild Procedures Literature
11	<b>JSK70202-09</b>	Hex bolt	26F	<b>JSK75020-22</b>	Info pack (std JSK37F)
12	<b>JSK73105-15</b>	Release handle	26H	<b>JSK75020-14</b>	Info pack (std JSK37H)
13	<b>JSK71513</b>	Pivot bolt assembly			

**Part No. JSK37HSL JOST Top Plate "H" Model**  
(Comes with pins, less bushings.)

**Part No. JSK37FSL JOST Top Plate "F" Model**  
(Comes with pins, less bushings.)

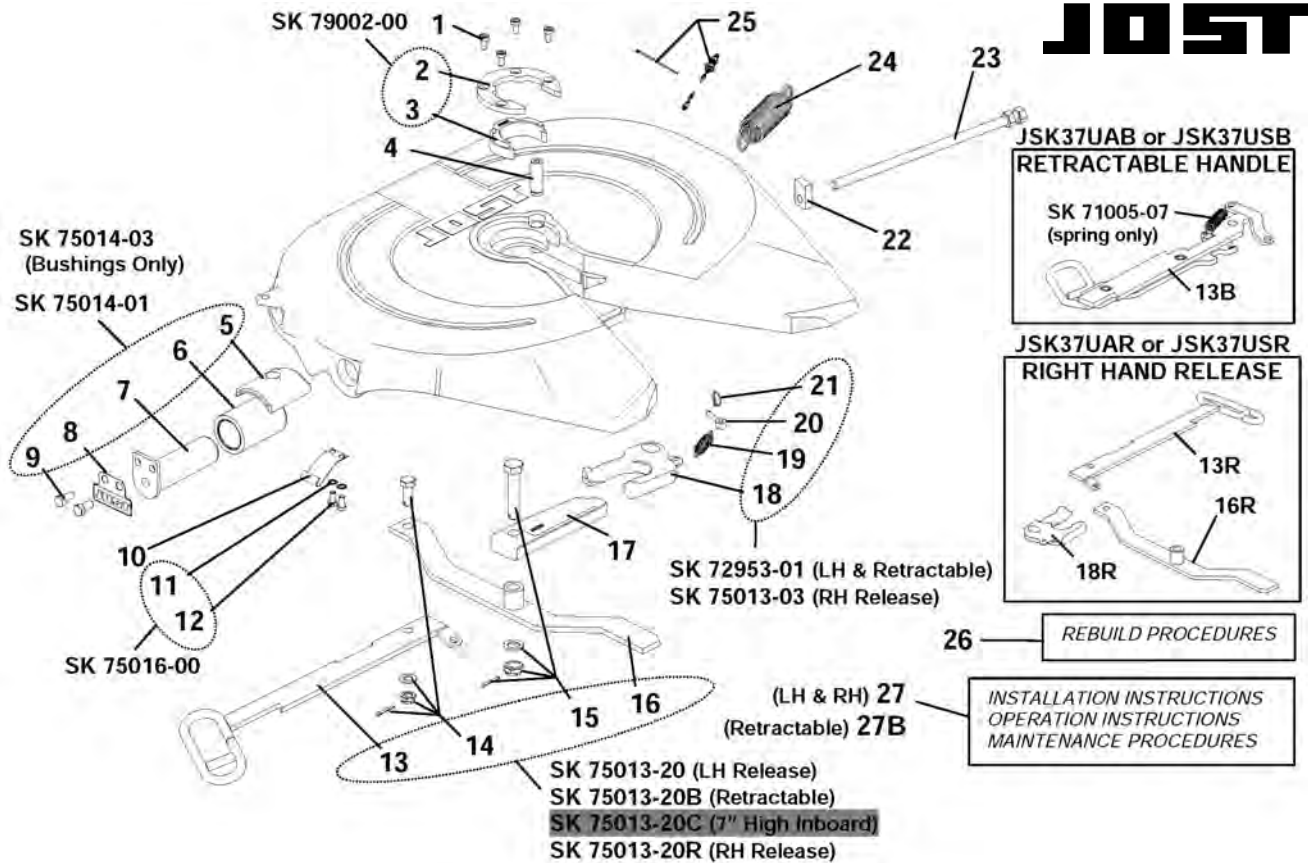
**Part No. JSK73221-50Z**  
Minor Rebuild kit for Cushion and Lock Jaw, L.H. only.  
**(Includes #'s 1-4, 17-20 & 24)**





**JOST FIFTH WHEEL TOP PLATES AND PARTS - JSK37USL**

**JOST**



#	Part No.	Description	#	Part No.	Description
1	<b>JSK73121-55</b>	Cushion ring bolt	15	<b>JSK73221-01</b>	Locking bar bolt assembly
2	<b>JSK3105-93</b>	Retainer	16	<b>JSK3105-140</b>	LH Lever with bushing
3	<b>JSK3105-92</b>	Cushion ring insert	16C	<b>JSK79003-00</b>	LH Lever 7" high inboard
4	<b>JSK72106-67</b>	Lock jaw pivot pin	16R	<b>JSK3105-18</b>	RH Lever with bushing
5	<b>JSK3105-95</b>	Collar	17	<b>JSK3205-06</b>	Locking bar
6	<b>JSK2905-94</b>	Bushing	18	<b>JSK1489LZ</b>	LH Lock jaw
7	<b>JSK79011-03</b>	Bracket pin - 050mm	18R	<b>JSK1489Z</b>	RH Lock jaw
8	<b>JSK73104-47</b>	Tab washer	19	<b>JSK847</b>	Lock jaw spring
9	<b>JSK70202-15</b>	1/2-13 x 3/4 lg. Hex bolt	20	<b>JSK2106-69</b>	Eye bolt
10	<b>JSK70993-00</b>	Plate spring	21	<b>JSK2106-70</b>	Ring
11	<b>JSK70301-00</b>	External tooth lock washer	22	<b>JSK73205-07</b>	Guide piece
12	<b>JSK70202-09</b>	Hex bolt	23	<b>JSK3105-151</b>	Adjusting screw with hex nut
13	<b>JSK73105-15</b>	LH Release handle	24	<b>JSK3105-20</b>	Double tension spring
13B	<b>JSK75016-04</b>	Retractable Handle	25	<b>JSK3108-02</b>	Lubricating kit
13R	<b>JSK79009-27</b>	RH Release handle	26	<b>LT JSK37-03</b>	Rebuild Procedures Literature
14	<b>JSK71513</b>	Pivot bolt assembly	27	<b>JSK75020-01</b>	Info Pack (LH & RH)
			27B	<b>JSK75020-05</b>	Info Pack (Retractable)

**Part No. JSK37USL JOST Top Plate "U" Model**  
(Comes with pins, less bushings.)

**Part No. JSK73221-50Z**  
Minor Rebuild kit for Cushion and Lock Jaw, L.H. only.  
**(Includes #'s 1-4, 18-21 & 25)**

**JOST**





# TRAILER KING PINS

- MATERIAL – AISI 8630H
- HEAT TREATMENT Surface hardness = 302-363 BHN.
- STRENGTH At the above hardness the material will have an approximate 150,000 p.s.i. ultimate strength and 115,000 p.s.i. yield strength.
- QUALITY ASSURANCE Rigid metallurgical cleanliness and quality standards: 100% Brinell Hardness testing. 100% magnetic particle inspection. 100% ultrasonic testing (MS105, tightened C = 0).

Part Number	Bolster Plate Thickness
1135919	5/16"
1135920	1/4"
1135921	3/8"
1135922	1/2"



### "Maltese Cross" Kingpin

Cruciform type Kingpin with housing for 1/4" Bolster Plate.

- Part No. 1135923** Cruciform Height 2-3/7"
- Part No. 1135924** Cruciform Height 3-5/8"



### THE HOLLAND ADVANTAGE - All HOLLAND kingpins deliver: HIGH IMPACT RESISTANCE.

Proper alloy selection and heat treatment provide the best balance of hardness and impact resistance.

### MAXIMUM WEAR RESISTANCE.

Through proper alloy selection and a carefully controlled hardening process, HOLLAND kingpins provide exceptional wear for years of dependable service.

### OPTIMUM STRENGTH AND FATIGUE RESISTANCE.

Ultimate strength and yield characteristics meet all SAE and TTMA performance requirements.

### EASE OF INSTALLATION.

The alloys SAF-HOLLAND uses offer excellent welding characteristics for easy installation or replacement.

### Bolt On Replaceable

### 2" Style Kingpins

### Part No. KP-0882

2" Diameter, 302-363 Brinell Hardness, 38" Upper Coupler, 1.44" Counter Bore



### Part

### Number

KP-T-809-CF

KP-T-809-F

### Bolster Plate

### Thickness

1/4"

3/8"



### KING PIN LOCK

Rolled steel construction.

A good, economical method of securing trailers.

Lock cylinder includes 2 keys.

(6 kingpin locks per box. Sold Each.)

**Part No. 1190374-100 (Key # 100)**

**Part No. 1190374-101 (Key # 101)**



### Replacement Aft Trailer King Pin Sections

### \*\*For Use on Dry Van Trailers Only\*\*

Complete with weld-on 1/4" kingpin installed. Welding procedures and materials used comply with accepted OEM standards.

### Part No. 1147900 - For 96" Wide trailer

95 1/4" Wide. 30 1/2" Fore & Aft Length. 4 1/8" Height.

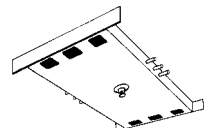

Conduit locations centered at 47 5/8" and 2 1/4", both sides.

### Part No. 1147904 - For 102" Wide Trailer

101 1/4" Wide. 30 1/2" For & Aft Length. 4 1/8" Height.

Conduit locations centered at 50 5/8" and 2 1/4", both sides.

(king pin up for view)



### High Density Polyethylene Disc

Eliminates the problem of a dry fifth wheel plate. Installs on trailer plate around kingpin using steel retainer ring.

Complete Assembly

**Part No. 1010501**

Retainer Ring Only

**Part No. 1010500**





## SAF-HOLLAND PINTLE HOOKS

**FastLatch™** - featuring SAF-Holland's revolutionary one-handed latch operation with automatic secondary lock. Eliminating the need for cotter pins and chains, the **FastLatch™** is the quickest and simplest latch in the industry.

**SAF-Holland's pintle hooks are:**

- Lighter weight
- More durable
- Stronger
- Safer and easier to operate
- Lubrication free with NoLube™ technology



### Rigid Type Pintle Hook

**Part No. PH-10RP51**

#### Capacity Pintle Hook:

Maximum Vertical Load: 2,000 lbs.  
Max Gross Trailer Weight: 10,000 lbs.

#### Drawbar Eye Dimensions:

2.38" to 3.00" I.D. with 1.25" to 1.63" Diameter Section.

**Part No. PH-10RP41**

Same as PH-RP51,  
without tethered lock pin.



### Rigid Type Pintle Hook

**Part No. PH-30RP51**

#### Capacity Pintle Hook:

Maximum Vertical Load: 6,000 lbs.  
Max Gross Trailer Weight: 30,000 lbs.

#### Drawbar Eye Dimensions:

2.38" to 3.00" I.D. with  
1.25" to 1.63" Diameter.  
Includes tethered lock pin.



### A split flange mount, swivel style pintle hook

designed for over-the-road and off-road applications. The spring provides shock absorption at the coupling—ideal for utility and construction applications

**Part No. PH-30SA41**

#### Capacity Pintle Hook:

Maximum Vertical Load: 6,000 lbs.  
Max Gross Trailer Weight: 30,000 lbs.

#### Drawbar Eye Dimensions:

2.38" to 3.00" I.D. with 1.25" to 1.63" Diameter.



### An under-mount, swivel style pintle hook

designed for over-the-road and off-road applications. The spring provides shock absorption at the coupling—ideal for utility and construction applications.

**Part No. PH-30SB51**

#### Capacity Pintle Hook:

Maximum Vertical Load: 6,000 lbs.  
Max Gross Trailer Weight: 30,000 lbs.

#### Drawbar Eye Dimensions:

2.38" to 3.00" I.D. with 1.25" to 1.63" Diameter.  
Includes tethered lock pin.



**A rigid mount pintle hook designed for trailers and semitrailers in doubles and triples operations.** Used for off- and over-the-road applications.

**Complete** assembly includes a pintle hook, plunger, air chamber, and mounting bracket.

**Part No. PH-210RA11 (Complete assembly)**

Pintle hook w/o an air chamber, bracket or plunger.

**Part No. PH-210RN11 (as listed above)**

#### Capacity Pintle Hook:

Maximum Vertical Load: 18,000 lbs.  
Max Gross Trailer Weight: 90,000 lbs.

#### Drawbar Eye Dimensions:

2.38" to 3.00" I.D. with  
1.25" to 1.63" Diameter.



**A rigid mount pintle hook designed for trailers and semitrailers in doubles and triples operations.** Used for off- and over-the-road applications.

**Complete** assembly includes a pintle hook, plunger, air chamber, and mounting bracket.

**Part No. PH-410RA11 (Complete assembly)**

Pintle hook w/o an air chamber, bracket or plunger.

**Part No. PH-410RN11 (as listed above)**

#### Capacity Pintle Hook:

Maximum Vertical Load: 20,000 lbs.  
Max Gross Trailer Weight: 100,000 lbs.

#### Drawbar Eye Dimensions:

2.38" to 3.00" I.D. with  
1.25" to 1.63" Diameter.





## PINTLE HOOKS CONTINUED AND DRAWBARS

**A rigid mount pintle hook** designed for trailers and semitrailers in doubles and triples operations. Used for off- and over-the-road applications.

**Complete** assembly includes a pintle hook, plunger, air chamber, and mounting bracket.

**Part No. PH-400 (Complete assembly)**

Pintle hook w/o an air chamber, bracket or plunger.

**Part No. PH-400-1 (as listed above)**

**Capacity:**

Maximum Vertical Load: 20,000 lbs.

Max Gross Trailer Weight: 100,000 lbs.

**Drawbar Eye Dimensions:**

2.38" to 3.00" I.D. with 1.25" to 1.63" Diameter.



**A special frame-mount, swivel style pin and clevis coupler featuring a "fish mouth" head** and rubber cushions for shock absorption.

Designed for extreme-duty in over-the-road and off-road applications.

**Part No. PH-990ST71**

**Capacity:**

Maximum Vertical Load: 3,000 lbs.

Max Gross Trailer Weight: 100,000 lbs.

**Drawbar Eye Dimensions:**

3.00" I.D. 1.63" Diameter Section

**Pin Part No. XA-10287**

**Safety Pin Part No. XB-0437**



**3" I.D. eye forged steel drawbar**

with induction hardened wear area. 1.63" diameter section, 2" O.D. shank with nut, washer, and cotter pin. (17.12")

**Part No. DB-1249-49**

**Capacity:**

Maximum Vertical (Tongue) Load: 9,000 lbs.

Max Gross Trailer Weight: 45,000 lbs.

NOTE: When used hinged tongue trailer applications where maximum vertical load cannot exceed 500 lbs., the maximum gross trailer weight is 85,000 lbs.



**Weld-on Drawbar with 2.38" I.D. eye with 1.62" x 1.69" diameter section.** Use with channel, square, or rectangle tube mounting configuration.

**Part No. DB-1400**

**Capacity:**

18,000 lb Max Vertical (Tongue)

90,000 lb max load gross trailer weight.

NOTE: When used hinged tongue trailer applications where maximum vertical load cannot exceed 500 lbs., the maximum gross trailer weight is 120,000 lbs.



**Heavy-duty construction for on- and off-road applications** where a significant amount of swivel is required.

**Part No. PH-760**

**Capacity:**

Maximum Vertical Load: 9,800 lbs.

Max Gross Trailer Weight: 49,000 lbs.

**Drawbar Eye Dimensions:**

3.00" I.D. with 1.62" Diameter Section



**Forged steel bolt-on drawbar** with induction hardened wear area. 3 eye with 1.63 diameter section. (Do Not Weld)

**Part No. DB-1238**

**Capacity: (Rigid Over Tongue Mount)**

Maximum Vertical (Tongue) Load: 4,500 lbs.

Max Gross Trailer Weight: 22,000 lbs.

**Capacity: (Rigid Under Tongue Mount)**

Maximum Vertical (Tongue) Load: 6,750 lbs.

Max Gross Trailer Weight: 22,000 lbs.

NOTE: When used hinged tongue trailer applications where maximum vertical load cannot exceed 500 lbs., the maximum gross trailer weight is 70,000 lbs.



**2.5" I.D. eye forged steel drawbar**

with 1.5" x 1.25" dual section, 1.5" O.D. shank with washer, nut, and cotter pin.

**Part No. DB-1250-3**

**Capacity:**

Maximum Vertical (Tongue) Load: 3,000 lbs.

Max Gross Trailer Weight: 15,000 lbs.

NOTE: When used hinged tongue trailer applications where maximum vertical load cannot exceed 500 lbs., the maximum gross trailer weight is 50,000 lbs.



**3" I.D. eye forged steel swivel drawbar**

with induction hardened wear area.

1.63" diameter section.

**Part No. DB-610-30**

**Capacity:**

Maximum Vertical (Tongue) Load: 9,000 lbs.

Max Gross Trailer Weight: 45,000 lbs.

NOTE: When used hinged tongue trailer applications where maximum vertical load cannot exceed 500 lbs., the maximum gross trailer weight is 85,000 lbs.





## DRAWBARS AND TOW HOOKS

**Forged steel Drawbar** with 4 Bolt Mounting Base  
2.5" I. D. Eye With 1.25" x 1.5" Oval Diameter Section

**Part No. DB-040DQ1**

**Capacity:**

Maximum Vertical (Tongue) Load: 8,000 lbs.

Max Gross Trailer Weight: 40,000 lbs.

NOTE:

When used in hinged tongue trailer applications where maximum vertical load cannot exceed 500 lbs., the maximum gross trailer weight is 60,000 lbs



**Forged steel Drawbar** with 4 Bolt Mounting Base  
3" I. D. Eye With 1.63" Diameter Section

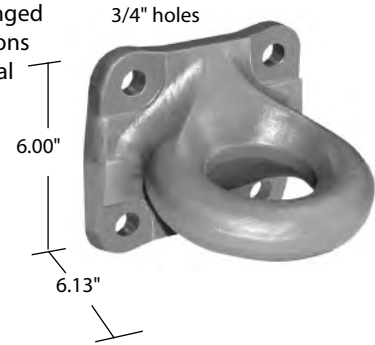
**Part No. DB-060FQ1**

**Capacity:**

Maximum Vertical (Tongue) Load: 15,000 lbs.

Max Gross Trailer Weight: 60,000 lbs.

NOTE: When used in hinged tongue trailer applications where maximum vertical load cannot exceed 500 lbs., the maximum gross trailer weight is 90,000 lbs.



**Right or Left hand Tow Hook With 2" Opening**

For use in pairs for a tow cable or chain attachment in emergency towing.

**Part No. TH-10050-3L**

**Part No. TH-10050-3R**

**Capacity:**

Maximum Drawbar Pull: 26,000 lbs.

For Cantilevered mount: 33,000 lbs.

For Full Face mount: 45,000 lbs.

Weight: 4.63 lbs. each



**Forged Pintle Hook**

**Part No. PH20**

Drawbar 2" / 3" ID.

**Capacity:**

Max Gross Trailer Weight: 40,000 lbs.

Weight: 13.1 lbs.

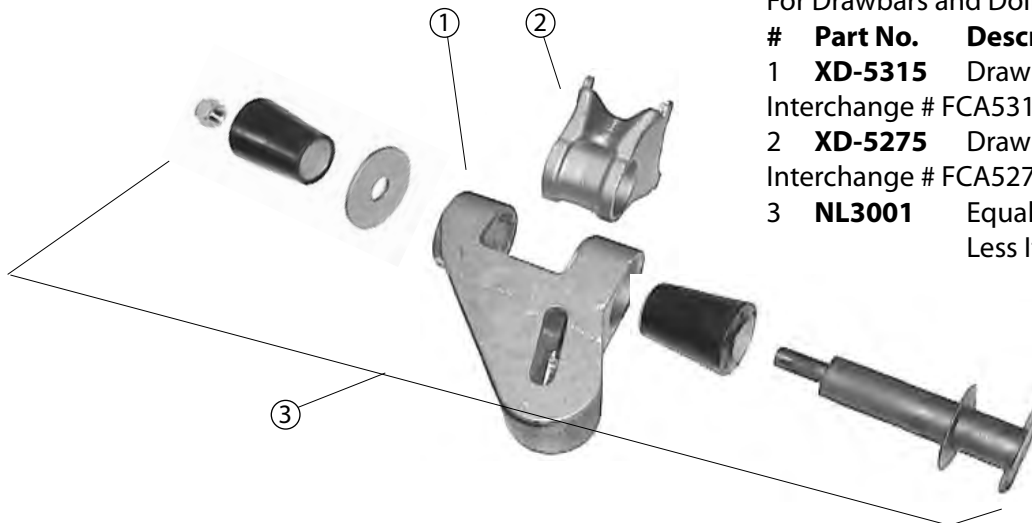


## DRAWBAR HINGE KIT

**Drawbar Hinge Parts**

For Drawbars and Dolly Bracket

#	Part No.	Description
1	<b>XD-5315</b>	Draw Bar Hinge Interchange # FCA5315 (Fruehauf)
2	<b>XD-5275</b>	Draw Bar Bracket Interchange # FCA5275 (Fruehauf)
3	<b>NL3001</b>	Equalizer Bushing Kit Less Item No.'s 1 & 2.





**FLATBED CARGO CONTROL PRODUCTS**

**Standard Winch**  
For Weld-on  
Bottom Mounting  
**Part No. 1820**



**Portable Winch**  
Flexible Placement along  
Trailer Side Channel  
**Part No. 1820P2**



**Low Profile Winch**  
For Weld-On  
Side Mounting  
**Part No. 7820**  
Left hand, counter  
clockwise wind.  
**Part No. 7820LH**



**Portable Winch**  
Low Profile  
Flexible Placement  
along trailer  
Side Channel.  
**Part No. 7820P2**



**Standard Sliding Winch**  
Adjusts location by  
sliding in track 3608 only!  
Locks firmly in place  
when under load  
**Part No. 1020**



**Standard Sliding Winch**  
Adjusts location by  
sliding in track shown on  
this page. Locks firmly in  
place when under load  
**Part No. 3820**



**STORABLE  
SLIDING WINCH**  
Adjusts location by  
sliding in track. Allows  
extra storage of webbing  
**Part No. 5820**



**WINCH STRAPS - 4" WIDE WEBBING**

Made from resin coated polyester for minimum stretch and maximum wear resistance. Labeled to meet CVSA guidelines, DOT regulations, and WSTDA recommended standards. Working Load Limit: 5,400 lbs.  
27 Foot Strap Assembly: **Part No. 422721**  
30 Foot Strap Assembly: **Part No. 423021**  
30 Foot Strap Assembly: **Part No. 423040** with chain anchor.



**Part No. 10091 (Strap Winder)**  
Designed to wind straps for storage in a toolbox. The Strap Winder is steel constructed with zinc plating. It easily clips to trailer side rails, quickly wind 2" - 4" straps.



**Part No. 10092 - (Strap Winder)**  
The Kwik Winder allows drivers to wind straps onto the mandrel of a winch in a fraction of the time it takes to do it by hand!



For sliding winches.  
Aluminum.  
10 foot length.  
**Part No. 3608**  
Use with winch number 1020



**Winch Track**  
For sliding winches.  
Steel. 6 foot length.  
**Part No. 3606**  
Use with winch numbers 3820 or 5820



**Winch Track**  
For sliding winches.  
Aluminum.  
6 foot length.  
**Part No. 3607**  
Use with winch numbers 3820 or 5820





## FLATBED CARGO CONTROL PRODUCTS

### WINCH BARS -

Winch bars feature knurled slip-resistant handle with carbon steel nose piece for strength.

**Warning:** When tightening and loosening winches, always maintain a firm grip on the winch bar. Never release a winch bar without checking the pawl to ensure that it is fully engaged between ratchet teeth. Releasing the winch bar without the pawl being properly engaged can cause serious injury to the user or bystanders. The use of a winch bar specifically designed to loosen or tighten winches is recommended. "Cheater bars" or extenders should not be used with the winch bars. The tip of the winch bar should be inserted through both holes in the end cap of the winch to prevent the winch bar from slipping out, and overloading the bar tip or winch end cap.

Standard bar, chrome plated, knurled handle

**Part No. 1010107**



Standard bar, painted.

**Part No. 1000108**



Combination painted winch bar features modified handle for use in tightening chain binders.

**Part No. 10032**



Combination chrome plated winch bar features modified handle for use in tightening chain binders.

**Part No. 10033**



### STANDARD RATCHET STRAPS FOR FLATBEDS

**For flatbed tie-down requirements.**

Strap has an 18" fixed end, with two inch wide flat hooks on both ends. 512720 & 513020 have wide handle ratchet.

**Breaking Strength:** 10,000 lb.

**Working Load Limit:** 3,335 lb.

**Width x Length      Part No.**

2" x 27'                      **512720**


2" x 30'                      **513020**

3" x 27' (long handle) **552721**

Working Load Limit 5400 lb. on 552721

4" x 30' (long handle) **593021**

Working Load Limit 5400 lb. on 593021



### Ratchet Strap Assembly

Wide handle ratchet assembly with 2"x27' webbing section and 1006 wire hook.

**Width x Length      Part No.**

2" x 27'                      **512784**





## LOGISTIC STRAPS FOR VAN INTERIORS

Designed to take care of most interior van loading requirements.  
Straps have 4' fixed end as standard.  
All webbing captive to buckle.



### 2" Strap Assemblies

**With 811 Ratchet and 4900 Webbing.**

Assembly Breaking Strength: 3,000 lbs.

Working Load Limit: 1,000 lbs.

12' Assembly **Part No. 641201**

16' Assembly **Part No. 641601**

16' Assembly **Part No. 642001**



### 2" Strap Assemblies

**With 910 Cam Buckle and 4900 Webbing.**

Assembly Breaking Strength: 2,500 lbs.

Working Load Limit: 835 lbs.

12' Assembly **Part No. 651201**

16' Assembly **Part No. 651601**



## ADJUSTABLE CARGO BARS - "LOAD LOCKS"

### Steel Tube Saf-T-Lok Bar

Steel tubing with steel rack, pivoting rubber feet. Heavy duty steel handle, and cast aluminum housing. Rubber feet won't scuff trailer walls. Adjusts from 89" to 105". 11.8 lbs.

**Part No. 10085**



### Aluminum Tube Saf-T-Lok Bar

High strength aluminum tubing, Heavy duty steel handle, steel rack, aluminum housing. Molded rubber feet won't scuff trailer sidewalls. Adjusts from 89" to 105". 11.8 lbs.

**Part No. 10088**



### Round Galvanized One-Piece Jack Bar

Welded molded rubber feet resist scuffing trailer sidewalls. Adjusts from 86" to 104". 12.3 lbs.

**Part No. 1012835**



### Square Galvanized One-Piece Jack Bar

Constructed of square Steel tubing. Features a patented Quick Release mechanism on the handle. Adjusts from 86" to 104". 17 lbs.

**Part No. JB101**



### Replacement Feet - molded rubber

For small tube end, bolt on.

Tube diameter=.75"

**Part No. 10053**


For large tube end, bolt on.

Tube diameter=1-1/8"

**Part No. 10052**



### Bar Tender™ Cargo Bar Holder



Designed to provide storage for various styles of load bars on the exterior of the tractor cab. The Bar Tender™ can be locked with a padlock to deter theft. **Part No. 10062**

### Cargo Hoop Set For Cargo Bars

Mounts easily to most cargo bars. Set contains two hoops with installation hardware.



**Part No. 10096**





## DECKING - SHORING BEAMS

### Series E or A Aluminum Beam

Made from extruded high strength aluminum.  
Head assemblies are steel, zinc plated and tapered.  
•Vertical and Horizontal Rating: 2,000 lbs.  
Adjusts from 84.6" to 95"

**For 96" Wide Trailers - Part No. FE8066-1**

Adjusts from 91.9" to 102.3"

**For 102" Wide Trailers - Part No. FE8066-3**



### Heavy Duty Series E or A Aluminum Beam

Made from extruded high strength aluminum.  
25% more aluminum than in standard beams.  
Head assemblies are steel, zinc plated and tapered.  
•Vertical Rating: 3,000 lbs.  
Horizontal Rating: 2,500 lbs.  
Adjusts from 84.6" to 95"

**For 96" Wide Trailers - Part No. FE8000-1**

Adjusts from 91.9" to 102.3"

**For 102" Wide Trailers - Part No. FE8000-12**

### STANDARD FEATURES

- Redesigned beam head with "KwikLatch" release and ergonomic finger tabs.
- Convenient beam storage solution using an E-Track fitting and Keyhole slot.



### Replacement Parts

Kwik Latch Head Unit  
**Part No. 80007**

Attaching Pin  
**Part No. FE7053-1**



## INTERIOR LOGISTIC TRACK - E & F SERIES

### Series E Track - Horizontal

Galvanized	Painted
<b>Part No. 43001</b>	<b>Part No. 43002</b>
High strength	High strength
12 gauge steel,	12 gauge steel,
Galvanized	50,000 PSI, Powder Coat Gray.
16.2 lbs. 10' length	16.6 lbs. 10' length



6" Rope Tie Off for E Track.

Working load limit:  
1000 lbs.

**Part No. 660001**



### Series E Track - Vertical

High strength 11 gauge steel, 50,000 PSI,  
Painted. Ten foot length.  
**Part No. 2019**



### Wood Beam Socket

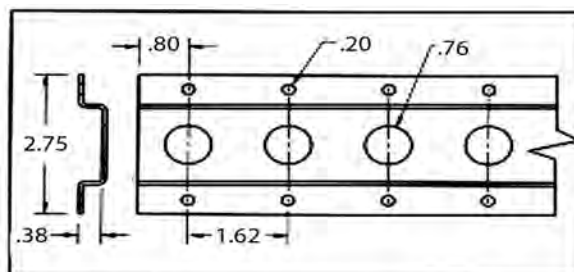
Positive locking mechanism.  
Designed for use with standard  
2" x 4" or 2" x 6" lumber.  
Insert in Series E track  
Zinc plated.

**Part No. 1845**



### SERIES F TRACK

Horizontal or Vertical.  
High strength 15 gauge galvanized steel.  
Ten foot length  
**Part No. 2005**







## CARGO CONTROL ACCESSORIES

### TARP STRAPS

#### Ankra International™ Gold Line®

Made of EPDM rubber, a material capable of delivering, exceptional strength, durability and resistance to everyday road conditions, ultraviolet (UV) radiation, weathering, and ozone.

EPDM-based tarp straps have proven to last 5 to 20 times longer than natural rubber tarp straps. Reduces the problem of rot and loss of resilience that can occur over time.

"S" hooks included. In boxes of 50.

#### Retracted Sizes Listed

Part No.	Size
TS10	10"
TS15	15"
TS21	21"
TS31	31"
TS41	41"



**GOLDLINE**



### TIE STRAPS

#### Kinedyne® Polar™

Pro grade natural rubber with crimped ends. Tested to extreme cold (-58°) and extreme heat (158°). Ozone tested and UV resistant.

A new standard in S-Hook quality.

"S" hooks included. In boxes of 50.

#### Strap Retracted Length

Part No.	Size
OSG10-C	10"
OSG15-C	15"
OSG21-C	21"
OSG31-C	31"
OSG41-C	41"



"S" Hooks Only:  
Part No. 2200

(Add 4" for total length of tarp strap with hooks included.)

### Rubber Rope and Tarp Ties

#### WARNING:

Rubber rope and tarp ties lose strength with wear and age. They are not designed to hold a load in place. Overtensioning can cause ties to snap, creating a potential risk of personal injury.

### Corner Protectors (Vee Board) Specifications:

For use in a variety of applications.


Protects cargo and is easy to use.

Vertical ribs add strength.

Strap sizes up to 4" wide.

Black plastic construction.

Part No.	Weight	Length	Ribs	Slots	Slot Location	Interchange
982-00317	1 lb.	12"	2	1	center	700-1-72 / 77
982-00318	2 lbs.	24"	4	1	center	700-1-73
982-00319	3 lbs.	36"	6	1	center	700-1-74
982-00320	4 lbs.	48"	8	2	ends	700-1-75



#### Plastic Corner Protector

Designed to protect both strap and cargo.

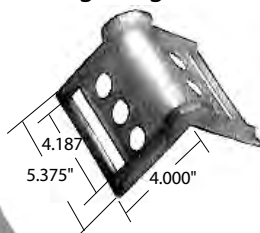
Features corner recess to protect cargo edge.

Part No. 1010080

#### Steel Corner Protector

For chain and cable. 6" wide


Part No. 982-00302



#### Plastic Corner Protector

12" long to protect cargo edge.

Part No. 37026



#### Coil Rack

Material: Hot Rolled Steel, 10 Gauge

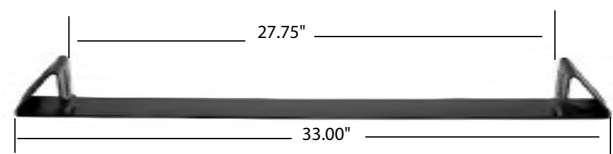
Finish: Painted Black

Size: 33.25" long x 2.75" wide x 2.85" high

Weight : 4.9 lbs.

Coil Racks, also known as coil chocks or coil bunks, are used in conjunction with hardwood timbers to stabilize metal coils in the load securement process.

Part No. 8656





## CHAIN PRODUCTS

### Grade 70 Transport Tiedown Chain

#### Tiedown Chains With Clevis Grab Hooks

Size	LBS. Weight Each	Working Load Limit	Part No.
5/16 x 20	27	4,700	<b>5/16X20GR70</b>
5/16 x 25	30	4,700	<b>5/16X25GR70</b>
3/8 x 16	26	6,600	<b>3/8X16GR70</b>
3/8 x 20	32	6,600	<b>3/8X20GR70</b>
1/2 x 20	58	11,300	<b>3532-725-55</b>

Grade 70 is a high strength chain made from quenched and tempered steel. Higher strength to weight ratio than standard carbon chain. Easily recognized electro-galvanized gold finish. Not to be used for overhead lifting.

- Transport tie downs Made in USA.
- Tow & Binder chains
- Meets D.O.T. specs
- Finish: Gold Chromart



### Clevis Type Grab Hooks Grade 70

Hook Size	Chain Size	Working Load Limit	Part No.
5/16	5/16	4,700	<b>3570-305-05</b>
3/8	3/8	6,600	<b>3570-405-05</b>



### Slip Hook Clevis w/latch Grade 70

Hook Size	Chain Size	Working Load Limit	Part No.
5/16	5/16	4,700	<b>3570-035-05</b>
3/8	3/8	6,600	<b>3570-045-05</b>



### BINDERS - Lever and Ratchet

Part No.	Description	Weight (lbs)	Load Limit	Working Break Strength	Min. Handle Length
<b>1010103</b>	5/16 - 3/8 Lever Type	8.25	7,100	28,400	16"
<b>1010115</b>	5/16 - 3/8 Lever Type	8.25	5,400	19,000	--
<b>1010116</b>	5/16 - 3/8 Ratchet	11.44	7,100	26,000	14"
<b>DR-1-PLUS</b>	5/16 - 3/8 Ratchet	12.50	8,800	29,200	14"
<b>DR-2</b>	3/8 - 1/2 Ratchet	8.10	9,200	33,000	15.5"



Part No. 1010103

Part No. 1010115

Part No. 1010116

Part No. DR-1-PLUS Part No. DR-2

### Floor Chain Tiedown

3/8" chain. For use on steel frame trailers. Self storing. Grade 43 Working Load Limit: 5000 lbs.

**Part No. 10421**



### Straight Stake Pocket

Steel Stamping. Black primer.

**Part No. B2373C**



### Recessed Rope Ring

For use with 3/8" plywood.

Pan recessed to allow direct mounting to vehicle structural members.

Length: 5" Width: 3-1/2" Depth: 3/8"

**Part No. 1020222**



### D-Ring Assembly

Welded steel ring made from 5/8" dia. stock. Primer finish. Tested to 6000 lbs. Includes Ring and Retainer.

**Part No. 982-00046**

### Part No. B23-DRING

Size is 1-1/2" X 1-1/2" 1/4" holes, 14ga clip



### D-rings with clip, weld on mounting bracket.

**Part No. Description** (all are drop forged)

- B38W** 1/2", 4030 lb. working limit.
- B40** 5/8", 6130 lb. working limit.
- B46** 3/4", 9120 lb. working limit.
- B50** 1", 15,586 lb. working limit.



**MUD FLAPS - BRACKETS - SKIRTING****RUBBER MUDFLAPS****Economy 1/4" "Chevron Style"**

Size	Part No.
24 x 24	1190299-SP
24 x 30	1190300-SP
24 x 36	1190301-SP

**Standard 1/4" "Chevron Style"**

Size	Part No.
24 x 24	1190299
24 x 30	1190300
24 x 36	1190301

**Standard 3/8"**

Size	Part No.
24 x 30	1190296
24 x 36	1190297
24 x 40	1190298

**Heavy Duty 1/2"**

Size	Part No.
24 x 30	1190417
24 x 36	1190418

**Heavy Duty 1/2" "Anti-Spray"**

Size	Part No.
24 x 24	1190420
24 x 30	1190421

**Mud flap Fastener Kit**

Bagged kit: Contains 4 nuts, 4 bolts and 4 washers  
50 bags / container.

**Part No. 1157019**

**AEROFLAPS®**

- AeroFlap's® unique pattern channels airflow.
- AeroFlap® has angled shortie brackets application.
- AeroFlap's® polypropylene material is designed to withstand colder temperatures, successfully tested to -30°F

**Part No. 033-08001** 24" x 24"

**Part No. 033-08002** 24" x 30"



**LEET ENGINEERS**  
INCORPORATED


**Trailer Anti-Spray Skirting****Skirt Dimensions:**

11" Brush. 4 Foot Length. **Part No. 1190409**

**Aluminum Extrusion:**

4 Foot Length. **Part No. 1190410**

**One of each is needed for proper installation**

**PLASTIC MUDFLAPS****White 3/16" Thick Plastic**

Size	Part No.
24 x 24 (.150)	1218824
24 x 30	1218896
24 x 36	1014123

**Black 3/16" Thick Plastic**

Size	Part No.
24 x 24	1014855
24 x 30	1014857
24 x 36	1014858

**ANTI-SPRAY Mudflaps have Ribbed Backs:****Black 3/8" Thick "Ultra Rubber" Anti-Spray**

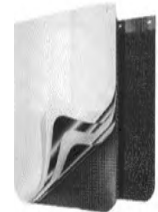
Size	Part No.
24 x 30	1190400
24 x 36	1190401

**White 3/8" Thick "Ultra Rubber" Anti-Spray**

Size	Part No.
24 x 30	1190402

**White 1/4" Plain Anti-Spray**

Size	Part No.
24 x 28	1214280
24 x 30	1190404
24 x 36	1190406

**Black 1/4" Plain Anti-Spray**

Size	Part No.
24 x 30	1190405
24 x 36	1190407

**Steel retainer Strap - .120" x 2" x 24"**

**Part No. 033-00053**

**Mud Flap Angle Bracket**

11 gauge formed steel angle. 2" x 2" x 27.5"

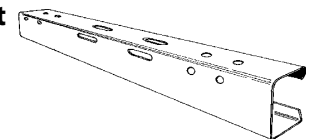
**Part No. 1190291**

**Universal Mud Flap Bracket**

Steel. 3<sup>5</sup>/<sub>8</sub>" x 3<sup>5</sup>/<sub>8</sub>" x 26<sup>3</sup>/<sub>4</sub>".

Fits curbside or roadside.

**Part No. 1190289**

**Anti-Sail Brackets - Works with any length flap.**

Chromed Steel

**Part No. 1190290**

Galvanized Steel-zinc plated

**Part No. 1190293**





## BETTS MUD FLAP BRACKETS

Manufactured from spring steel, all arms are shotpeened and painted to insure longer service life. All sets include 2 spring arms, 2 steel mounting brackets, clips, nuts and bolts for easy installation.



### MOUNTING BRACKETS:

#### Standard Mounting Bracket

Fits all .640" standard hangers

**Part No. B711**

#### Heavy Duty Mounting Bracket

Fits all .750" heavy duty hangers

**Part No. B700**



#### Mud flap Fastener Kit

Bagged kit: Contains 4 nuts, 4 bolts and 4 washers to mount one mud flap.

**Part No. 1157019**

#### Standard Hangers - with B711 bracket

**Part No. B23-B**


.640" Square steel, interchangeable



**Part No. B25-B**

.640" Square steel, interchangeable

**Single Hanger: Part No. A25RLB-B**



#### Standard Angled Hangers with B711 bracket

**Part No. B33-B**

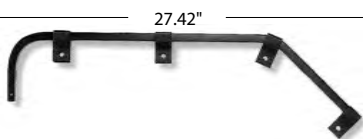
.640" Square steel, interchangeable



**Part No. B35-B**

.640" Square steel, interchangeable

**Single Hanger: Part No. A35R/L**



### Reflective Strips

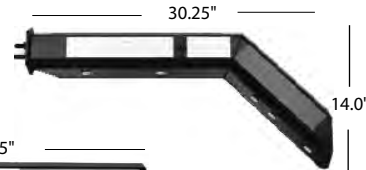
- Attached to aluminum strips
- Universal Mount-Roadside or curbside
- Can be used with any bracket
- Part Number represents one pair




**Part No. RT25 (straight) RT35 (angled-shown)**

### Spring Loaded hangers with Conspicuity Strips

**Part No. B67**



**Part No. B57**



### Spring Loaded Holders

These hangers spring back after impact.

Robotic welded, black powder coat finish

**Part No. B67NT**

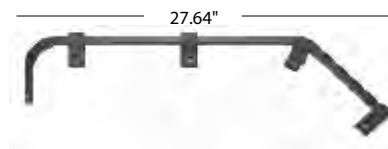


**Part No. B57NT**


### Heavy Duty Angled Hangers with B700 bracket

ALL are .750" Square Steel, Interchangeable

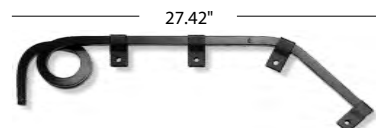
**Part No. B81**




**Part No. B82**



**Part No. B84**



**Part No. B87**





**FLEET ENGINEERS MUD FLAP BRACKETS**

**Bar Type Mud Flap Brackets**

- Square Spring Steel •Black Primer Finish
- Kits include 2 arms and all mounting hardware.

**Part No. 031-00123**  
**Triple Coil Bracket Kit**  
 .63 square bar,  
 Standard duty  
 Standard Mount 2.875"



**Part No. 031-00125**  
**Right Angle Bracket**  
 .63 square bar,  
 Standard Mount 2.875"

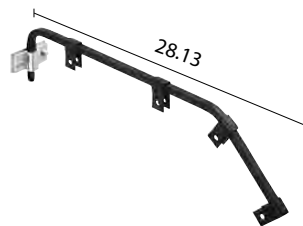


**One arm only:**  
**Part No. 034-00426**

**Part No. 031-00133**  
**Shortie Triple Coil Bracket Kit**  
 .63 Square Bar,  
 Standard Mount 2.875"



**Part No. 031-00135**  
**Shortie Right Angle Bracket**  
 .63 Square Bar,  
 Standard Mount 2.875"



**One arm only:**  
**Part No. 034-00433**  
**Part No. 031-01675**

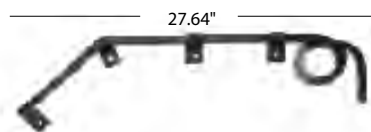
.63" steel, narrow mount 1.875", interchanges w/B23




**Part No. 031-01676**  
 .63" steel, narrow mount 1.875", interchanges w/B25



**Part No. 031-01677**  
 .63" steel, narrow mount 1.875", interchanges w/B33



**Part No. 031-01678**  
 .63" steel, narrow mount 1.875", interchanges w/B35



**Standard Mounting Kit - (2.875")**

**Part No. 031-00896**

- Steel construction, black primed finish
- Allows for relocation of brackets from one vehicle to another. • Kit includes: 2 mounting sockets, and hardware.



**FB-27 Spring Loaded Mud Flap Brackets**

- E-Coated black primed steel, unless noted.
- Patented seat design eliminates wind caused bracket rotation. Reduces flap and bracket damage.
- Ideal for spray suppression flaps.



**Standard FB-27 Spring Loaded Brackets**

Part No.	Length
033-00270	28.00"
033-00272	24.50"



**Frame Mount FB-27 Spring Loaded Brackets**

Part No.	Length
033-00868	30.25"
033-00870	30.25"



**Shortie FB-27 Spring Loaded Brackets**

Part No.	Length
Polished Stainless Steel	
033-00864	21" to 45°, 27.50" overall
033-00865	21" to 45°, 27.50" overall
033-03404	23.75" to 45°, 30.25" overall



**HELLCAT** - Spring loaded brackets - From Fleet Engineers. Packaged set includes two brackets, reflectors, mounting hardware, end caps, plastic snap rivets and plugs. Bracket is unassembled; for installation flexibility, reflectors and hardware are not attached. Cast mounting seat accepts studs for either **1.125" or 2.5" hole pattern**. Hardware packaged set includes, four studs, four nuts, four washers and two gaskets.



**Part No. 033-04993**  
 Stainless steel, straight.



**Part No. 033-04992**  
 Black RoadKote®, straight.





**QUARTER FENDERS**

**AIR SLIPPER" QUARTER FENDER COMBO PACKAGE SETS**

**Part No. 031-00747 (34.40 lbs.)**

**Fender Description:** Polished Stainless Steel

**Top Flap Pack:** Plain White with S.S. Hardware

Order Mounts separately



**AIR SLIPPER" QUARTER FENDER COMBO PACKAGE SETS**

**Part No. 031-00924 (18.50 lbs.)**

**Fender Description:** Black Plastic

**Top Flap Pack:** Plain White with Zinc Hardware

Order Mounts separately



**STANDARD QUARTER FENDER PACKAGE SETS**

**Part No. 031-01070 (29.38 lbs.)**

**Fender Description:** 18 Ga. Polished Stainless Steel

**Top Flap Pack:** Plain White with S.S. Hardware

**Part No. 031-01071 (31.01 lbs.)**

**Fender Description:** 18 Ga. Black Primed Steel

**Top Flap Pack:** Plain White with Zinc Hardware

Order Mounts separately



**KIT - WITH MOUNTING OPTION: Steel Pipe Mount Quarter Fender Part No. 1013167KIT**

Includes Quarter Fender Part No. **031-01071** and mounting kit Part No. **031-00233**



**KIT - WITH MOUNTING OPTION: Steel Pipe Mount Quarter Fender Part No. 1013167SSKIT**

Includes Quarter Fender Part No. **031-01070** and mounting kit Part No. **031-00233**

**Cross Mount Tube Kit - Part No. 031-00233**

- Steel components
- Black primer finish
- For heavy duty over the frame mounting
- 50" long

**LOW MOUNT QUARTER FENDER PACKAGE SETS**

**Part No. 031-01074 (29.73 lbs.)**

**Fender Description:** 18 Ga. Polished Stainless Steel

**Top Flap Pack:** Plain White with S.S. Hardware

Order Mounts separately



**AIR SLIPPER" QUARTER FENDER PACKAGE SETS**

**Part No. 031-00400 (31.80 lbs.)**

**Fender Description:** 18 Ga. Black Primed Steel

**Top Flap Pack:** ---

**Part No. 031-00402 (33.20 lbs.)**

**Fender Description:** 18 Ga. Polished Stainless Steel

**Top Flap Pack:** ---

Order Mounts and Top Flaps separately



**AIR SLIPPER" TWO QUARTER FENDER PACKAGE SETS**

**Part No. 031-00406 (17.30 lbs.)**

**Fender Description:** Black Plastic

**Top Flap Pack:** ----

**034-00731 (LH) and 034-00732 (RH) available.**

Order Mounts and Top Flaps separately



**Part No. 1013169 (20.00 lbs.)**

Braceless design. Molded - in tube cradle with rigid mounting tube attached. Polyline.

Service temperatures: -40° to +150°.

Includes top flap.

Order Mounts separately



**Part No. 1900KIT (20.00 lbs.)**

Braceless design. Molded - in tube cradle with rigid mounting tube attached. Polyethylene.

Service temperatures: -40° to +150°.

Includes top flap.

Order Mounts separately





## FENDER MOUNTING OPTIONS

### Top Flap Complete with Hardware

2 Plain black rubber flaps,  
Zinc plated hardware  
(8 nuts, bolts, washers)

**Part No. 031-00242**

Plain black rubber, 24".  
(1 top flap)

**Part No. 1013167-2**

Plain white 24".  
(1 top flap) Plastic.

**Part No. 1013164**



### Cross Mount Tube Kit

- Steel components
- Black primer finish
- For heavy duty over the frame mounting
- 50" long

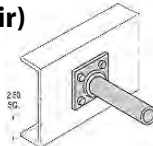
**Part No. 031-00233**



### Side Mount Socket Kit (Pair)

- Steel components
- Black primer finish
- Bolts directly to frame
- For independent side mounting

**Part No. 031-00234**



### Post Mount Socket Kit (Pair)

- Steel components
- Black primer finish
- For independent post mounting
- Bolts directly to frame or suspension

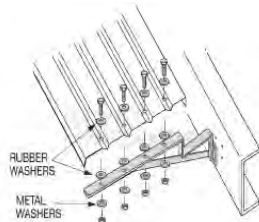
**Part No. 031-00235**



### Center Mount Kit

- Steel construction
- Black primer finish
- Includes 2 mounting brackets, hardware.

**Part No. 031-00541**



### End bracket Mount Kit (Side Style)

- Steel construction
- Black primer RoadKote™ finish
- Includes 2 mounting brackets, endcaps.

**Part No. 031-00542**



### End Mount Kit (Post Style Round)

- Steel construction, for use with Spraymate® fenders
- Includes 2 mounting brackets, endcaps.

**Part No. 031-01250** • Black primer RoadKote™ finish

**Part No. 031-01253** • EKote™ finish



**Part No. 031-01254** • Stainless Steel finish

**Part No. 031-01257** • Black primer finish

### End Mount packaged set - Multi-Mount

- Heavy-duty castings
- 2" - 5" adjustable offset
- For SprayMaster® half tandem/double radius
- Specs listed below:

**Part No. 031-01661**



### Center Mount packaged set - Multi-Mount

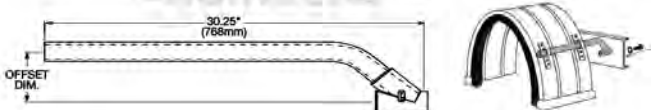
- Heavy-duty castings
- 2" - 5" adjustable offset
- For SprayMaster® half tandem/double radius
- Specs listed above:

**Part No. 031-01662**

### Center Mount packaged set - Offset Mount

- Heavy-duty castings
- 5" fixed offset
- For SprayMaster® half tandem/double radius
- Specs listed below:

**Part No. 031-01664**



### Offset Mount packaged kit - frame mount

- Steel construction
- Black primer RoadKote™ finish
- Includes 2 mounting brackets, endcaps.
- For use with Spraymate® fenders
- Specs listed above

**Part No. 031-00883**

**Part No. 031-00886, Stainless Steel**





## TRUCK FENDERS

### Standard Duty - Half-Tandem fenders

- Ribbed for extra strength
- Part number represents 2 fenders
- 24" Wide
- Roll formed outside edges for extra strength.

**Part No. 034-01321 (Pair)** Aluminum - 16 ga.

**Part No. 034-01353 (Each)** Aluminum - 16 ga.

**Part No. 034-01320 (Pair)** Stainless Polished-18 ga.

**Part No. 034-01352 (Each)** Stainless Polished-18 ga.



### Standard Duty - Tandem double radius

- 16 ga. steel
- Ribbed for extra strength
- Roll formed outside edges in a tight radius which gives it extra rigidity and smoothness. No other fender in the industry has this feature
- (Mounts not included.)

**Part No. 034-01314 (Pair)**

**Part No. 034-01368 (Each)**

- 18 ga. steel 430 polished stainless steel:

**Part No. 034-01312 (Pair)**

**Part No. 034-01366 (Each)**



**Check out our drop-ship (formerly Lifetime) fender program with Betts Heavy Duty. Quality Fenders, great pricing!**

Quarter Fenders	Single Axle Fenders	Half Tandem Axle Fenders	Full Tandem Axle Fenders
Tri-Axle Full Fenders	Specialty Fenders		

### Spray Mate® Polypropylene Fenders

- Tough, high density polypropylene
- Injection molded (plastic)
- UV additive for fade resistance
- Unaffected by heat and cold
- Set includes 2 fenders, Support kits, and stainless steel mounting hardware
- (Anti-spray brush kit (shown) not included.)



**SPRAYMATE**

**Part No. 031-01520 (Black - Pair)**

**Part No. 034-01520 (Black - EACH)**

**Part No. 031-01521 (Silver/Grey - Pair)**

**Part No. 034-01521 (Grey - EACH)**

### Spray Mate® mount support kit

Packaged set includes four molded nylon hanger brackets, four support straps, and stainless steel mounting hardware.

Mounting hardware includes stainless steel nuts, bolts, washers, and hex-socket set screws.



**Part No. 031-00823**

### Spray Master® Half Tandem:

Spray Master's injection molded polypropylene construction won't rust or corrode and is more durable and forgiving than aluminum. The side valances and molded ribs on the under side of the Spray Master® are designed to provide superior spray suppression which not only keeps equipment cleaner, but helps prevent objects such as stones from damaging finish and breaking mirrors and windows. Plus, the Spray Master® is easy to care for...no painting or polishing is necessary as they are stabilized with a UV additive for fade resistance.

**Part No. 031-01639 (Pair)**

**Part No. 034-02190 (Roadside)**

**Part No. 034-02194 (Curbside)**







## TRAILER SIDE SKIRTS

# AeroSaver™

AERODYNAMIC TRAILER SIDE SKIRTS

**Aerosaver White Trailer Side Skirt -  
53' Application  
Part No. 034-02533**

**•Saves Money**

The aerodynamic and lightweight *AeroSaver™* reduces fuel consumption by up to 7%.

**•Saves Inventory**

*AeroSaver™* is the only trailer side skirt that gives the option of mounting in either straight or angled orientations with the same hardware.

**•Saves Space**

Ships and stores in 3 equal lengths!

**•Saves Manpower**

Easier installation! Can be completed by just one person in less time that it takes to install other brands of trailer side skirts with 2 people.

**•Saves The Planet**

The lightweight *AeroSaver™* is made from recycled products.



**FLEET  
ENGINEERS**  
INCORPORATED

Part number represents a bulk kit, which is enough to install the AeroSaver™ Trailer Side Skirt panel on both sides of the trailer. Bulk kit consists of skirting, supports and hardware; support hardware is e-coated.

- Extruded flexible plastic designed to bend over obstacles.
- Hardware is E-coated for maximum corrosion resistance.
- Can be mounted in straight or angled orientations.
- Installs with no holes to the frame of the trailer.
- UV impregnated – will not fade or crack due to sunlight.
- Performs well in all temperatures.
- Each panel is replaceable independently.
- Brackets are easily replaced if damaged.
- 12 supports / kit.



**FLEET  
ENGINEERS**  
INCORPORATED



## MIRRORS & ACCESSORIES

### 8 1/2" Round Convex Mirror

- Center stud, with bracket
- Polished Stainless Steel
- Part No. 708501**
- Polished Stainless Steel (and offset)
- Part No. 708502**



### 8 1/2" Round Convex Mirror

- 5/16" female adjustable ball stud & bolt
- Glass mounted in black gasket
- "L" bracket included, center mount
- Black
- Part No. 708503**



### 7 1/2" Round Convex Mirror

- Center Stud 5/16" female adjustable ball stud and bolt, "L" bracket included
- Glass mounted black gasket
- Polished Stainless Steel
- Part No. 708508**



### 7 1/2" Round Convex Mirror

- Offset stud, with bracket.
- Polished
- Stainless Steel
- Part No. 708509**



### 6" Round Convex Mirror

- Center stud, with bracket
- Polished
- Stainless Steel
- Part No. 708515**



### 5" Round Black Convex Mirror

- Center Stud, with bracket
- Includes arm and clamp to attach securely to mirror arm
- Black painted steel back
- Part No. 708521**



Fixed arm lane change hood mount mirror kit.

Universal. Provides a view of the blind spot area alongside the vehicle. Includes standard convex, 8-1/2" mirror.

**Part No. 714623**



### 5" Round convex mirror

- Chrome with bracket
- Part No. SUP530**



### 6" Round convex mirror

- Chrome with bracket.
- Part No. SUP550**



### 8" convex mirror

- Chrome with bracket. Center mount.
- Part No. SUP560**



### 8" Offset Round convex mirror

- Chrome with bracket
- Part No. SUP570**

### 8" Heated convex mirror

- Chrome with offset mount.
- Part No. SUP574**

### 6" Round convex mirror:

- Polished stainless steel with 5/16" center mount ball.

**Part No. R953**



### 8" Round convex mirror:

- Polished stainless steel with 5/16" offset mount ball.

**Part No. R980**

- Same as Above - Heated.

**Part No. R980H**



### 8" Round convex mirror:

- Polished stainless steel with 5/16" center mount ball.

**Part No. R983**



### Universal Tripod Fender Mounted Mirror

- Use with convex mirror heads to increase vision, eliminate blind spots
- Fully adjustable
- Stainless steel arms
- Part No. TL97829**






# MIRRORS

### Economy West Coast Mirror

- 6" x 16" silvered mirror
- Aluminum back
- 5/16" rod-through construction

**Part No. 1012110**



### Round 3-3/4" Stick-On Convex Mirror

- Extends drivers view
- Bonds instantly
- Single strength silvered mirror
- Aluminum mirror back

**Part No. 723065**



### West Coast Mirrors

#### 7"x 16" Mirror, Heated.

- 7" x 16" Bright stainless
- 5/16"-24 mounting stud
- Improved temperature control.
- 12V 32W heater uses less than 1 amp during normal operation.

**Part No. TL97809**



### 6 1/2" x 10" side mount

- White powder coated steel
- Flat glass
- 55 square inch viewing area
- 5/16" hardware
- Replaceable 1/8" glass
- Outer gasket for protection

**Part No. 704032**



### West Coast Mirrors

#### 7"x 16" Mirror, Heated, Lighted

- Features "second surface" silvered glass that resists pitting, peeling and corrosion.
- Stainless steel housing
- Designed at 13.5v, .59 amp & 4 cp.
- Light Source:
  - 2 - Bulb: #67, G-6 bayonet.

**Part No. TL97827**



### Pillow Back Flat Ribbed West Coast Mirror

- 6 1/2" x 16" mirror
- 5/16" hardware
- Painted Steel Finish
- Black

**Part No. 705104**



### Stainless West Coast Mirror

- 7" x 16" Polished stainless
- Angle Back Design with frame
- 5/16" hardware

**Part No. 705333**

**Part No. 705335 (Heated)**



### Motorized heated 4-WAY™ movement west coast mirror

- Fast uniform defrosting with self-regulating heater.
- 4-way glass movement.
- Chrome Shell
- Fits west coast brackets.
- Glass replacement number M025041

**Part No. M025001A**



### Heated, Frost-Free West Coast Mirror

- 7" x 16" mirror
- Internal heating element
- Polished plate glass silvered mirror
- weather sealed in vinyl
- 5/16" rod-through construction

**Part No. GR16053**



### West coast mirror head: 7" x 16" mirror - heavy duty.

Universal mounting

Non-glare glass

**Part No. R1159**

**Part No. R1159H (Heated)**



### West coast mirror head: Pyramid back

**Part No. SUP7300**

**Part No. SUP7340 (Heated)**





## SAFETY PRODUCTS

### Dry Chemical Fire Extinguishers

#### 2.75 Lb. UL Rated 10B:C.

- For grease, oil, gasoline and electrical fires.
- Plastic nozzle.
- Bracket included.

#### Part No. 1014204

- Metal nozzle with noncorroding gauge.
- Fully rechargeable.
- Bracket included.

#### Part No. 1014205



#### 5 lb. UL Rated ABC

- For grease, oil, gasoline and electrical fires, plus wood and paper fires.
- Metal nozzle with hose and noncorroding gauge.
- Fully rechargeable.
- Bracket included.

#### Part No. 1013303 (3A40BC)

#### Bracket Part No. 420119



Same as above, 10 lbs, 21" tall.

#### Part No. 1013304 (4A80BC)



### Wide Load Banners

14" high, 72" long, with grommets in each corner. Yellow background with 12" high black letters. Reversible.

"Wide Load" one side,

"Oversize Load" on opposite side.

#### Part No. 1010215

Larger size for compliance in some states.

18" high, 84" long. Reversible.

#### Part No. 1010216

18"x84" vinyl coated mesh

#### Part No. AV102

18"x84" vinyl, over size load only.

#### Part No. AVM104

12"x60" vinyl mesh, over size load, escort sign only.

#### Part No. CVM104CO

### Log Book

Two page log books.

Case quantity 100.

#### Part No. 2-PAGE



### Triangle Warning Kit

Three triangles packed in corrosion-proof plastic storage box. Heavy base with rubber feet helps withstand high winds. Meets or exceeds all applicable DOT, FMVSS, and state requirements.

#### Part No. 1014509



### First Aid Kit

Compact 3" x 5" x 8" White Metal Case

Contents: (10 unit kit)

- 2 1" x 3" Bandage
- 1 4" Bandage Compress
- 1 2" Bandage Compress
- 1 Triangular Bandage
- 1 Eye Dressing
- 1 Ammonia Inhalant
- 1 Wound Wipes
- 1 Burn Cream Packets

#### Part No. 1010180

ANSI Z308.1-2009



### FLAGS

18" x 18" Fluorescent Orange nylon/vinyl flag 3/4" x 30" wood dowel.

#### Part No. FLAG

18" x 18" Red jersey flag. 3/4"x 30" dowel.

#### Part No. FS300C

Made from durable mesh fabric to withstand wind and weather.

18" x 18" red flag.

With 5/8" x 24" dowel.

#### Part No. 1010218

Red flags only (Pair), 18" x 18", with grommets in each corner.

#### Part No. 1010219

Made from durable mesh fabric to withstand wind and weather.

18" x 18" red flag.

With 5/8" x 36" dowel.

#### Part No. 1010220



### Wide Turn Sign (RT18)

Highly visible red, black and yellow.

Adhesive backing.

14" high, 18" wide.

#### Part No. RT18





## SAFETY PRODUCTS

### 20 Minute Fusee

Made in accordance with specifications of Bureau of Explosives. Meets all necessary Specifications.

Carton Quantity: 72

**Part No. 1011038** with spike

### 20 Minute Fusee

**Part No. 1011048** with wire stand

Carton Quantity: 36 (Priced as Ea.)



### 20 Minute Fusee

**Part No. 1011058** no spike

Carton Quantity: 72 (Priced as Ea.)

### 30 Minute Fusee

**Part No. 1011068** with wire stand

Carton Quantity: 72 (Priced as Ea.)



### 30 Minute Fusee

**Part No. 1011078** with spike

Carton Quantity: 72 (Priced as Ea.)

### Fusee Storage

Spike Fusee Case & Bracket

- Size: 23/4" dia. x 19" long
- Tube will hold all sizes- 20 and 30 min. fusees.
- Kit includes mounting bracket, fusee case, and screw-off cap.

**Part No. 14031**



### Rough Service Light Bulbs

**Part No. Description**

**RS75** 75 Watt, 115V, 24/Case

**RS100** 100 Watt, 115V, 24/Case

### Coated Shatterproof Bulbs

**RS75C** 75 Watt, 115V, 24/Case

**RS100C** 100 Watt, 115V, 24/Case



### Aluminum Shipping Seal

Consecutively numbered. 8.5" long.

Packs of 100. **Part No. 1010109**



### Plastic Shipping Seal

Consecutively numbered. 7.75" long.

Packs of 100. **Part No. 1010110**

### Rubber Wheel Chock

Zinc plated eyebolt. 9 lbs.  
8" D x 9.5" L x 6" H  
Sharp steps to grip better.

**Part No. 1013985**



### Aluminum Wheel Chock

Extruded aluminum wheel chock. Great for ice and snow conditions. For use in chocking semi-trailers and trucks. Includes carrying handle / slot in back.

7"x11"x8". 6.5 lbs.

**Part No. 1013984**



### Folding Step

Combination safety step and hand hold. Protrudes 4." 4" wide.

Spring loaded. Zinc plated.

**Part No. 1032157**



### Retractable Step

Slide away step assembly.

Slide in, slide out.

Steel. 16"x27"x29"

**Part No. 08-02**



### Chrome Grab Handles

13" overall, 7" grab area. 2" high. Holes countersunk for 1/4" screws

**Part No. 1014218**

Chrome plated, 29.75" overall length, 24" grab.

**Part No. 1014624**

Chrome plated, 41.68" overall length, 36" grab.

**Part No. 1014636**



### Safety Grate - Tractor

33<sup>3</sup>/<sub>4</sub>" x 18<sup>3</sup>/<sub>4</sub>"

For installation behind cab.

Provides good nonskid surface, even in winter.

12 gauge steel. Zinc plated.

**Part No. 1014217**



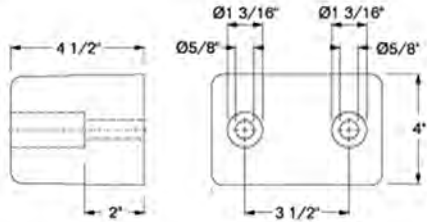


**DOCK BUMPERS**

**2-HOLE RUBBER BUMPER**

5.75" x 3.75" x 4.5"

**Part No. 1149545**



**2-HOLE RUBBER 'D' BUMPER**

4" x 4" x 12" with two 13/16" diameter holes on 8" centers.

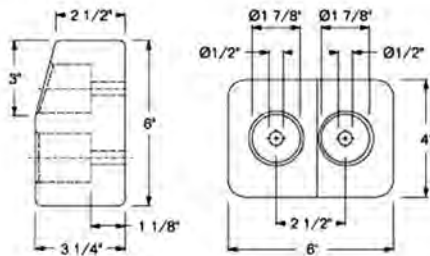
**Part No. 1149549**



**2-HOLE RUBBER BUMPER**

6" x 4" x 3.75"

**Part No. 1149546**



**4-HOLE RUBBER 'D' BUMPER**

3" x 3" x 24" with four 11/16" diameter holes on 6.5" centers.


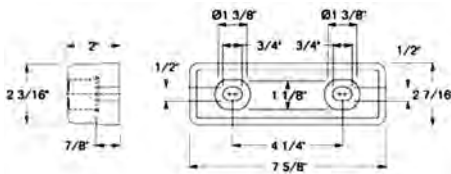
**Part No. 1149550**



**2-HOLE RUBBER BUMPER**

7.875" x 2.5" x 2"

**Part No. 1149547**



**2-HOLE RUBBER 'D' BUMPER**

2 1/8" x 1 7/8" x 10" with two 7/16" diameter holes on 6" centers.

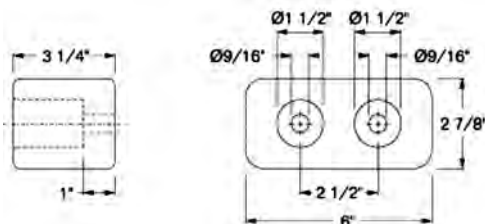
**Part No. 1149551**



**2-HOLE RUBBER BUMPER**

Molded tough rubber compound. Two 9/16" diameter mounting holes. 3 1/4" deep, 2 7/8" wide, 6" high.

**Part No. 1149548**



**4-HOLE RUBBER BUMPER**

Molded, reinforced with flexible cord. Half round. Four 5/8" diameter mounting holes. 3 3/4" deep, 5 1/4" wide, 8" high.

**Part No. 1190550**





## SAFETY PLACARDS

Ensure your compliance when shipping Dangerous Goods with Labelmaster's selection of hazard class placards. These durable, reliable DOT placards stand up to the elements as they are printed with long-life UV inks that resist peeling, chipping and fading. Placard holders, seals and other accessories to help keep your shipments compliant also are available. Rest assured that once your Dangerous Goods hit the road, you've taken the necessary steps to keep them and your business in full compliance.

# LABELMASTER

### Spacemaster® Flip Panel Placards

The original permanent placarding system. Our most popular placard comes with eight titles. Just flip to the appropriate panel for DOT compliance. Aluminum alloy frame with easy to flip aluminum titles with four hold-down clips per panel. Aluminum alloy frame with eight color general commodities flip titles: Dangerous, Flammable Gas 2, Poison 6, Corrosive 8, Flammable Liquid 3, Oxidizer 5.1, Radioactive 7, Non-Flammable Gas 2, Blank

**Part No. 81-8FO** (1014161)

**Available in white:**

**Part No. 81-8WFO** (1014161WH)



### Clipped Corner Placards

Two clipped corners for installation on 15" roll-up door panels. Same 8 general commodities as listed above.

**Part No. 81-8CC** (1014163)



### Split Frame for Roll-Up Doors

Split frame for installation on trailer roll-up doors. Same 8 general commodities as listed above.

**Part No. 81-8SFO**

(1014161-SPLIT)



### Locking Clip

Two hole replacement clip for safety placards

**Part No. 81-CLIP**

(1014161-CLIP)



### Slidemaster® Placard Holder

Anodized aluminum.

Accommodates metal, tagboard, and rigid vinyl placards.

Stainless clip holds firmly in place

**Part No. 80SM97**

(1014161-SLIDE)



### Split Frame Slidemaster®

For roll-up door applications.

**Part No. 80SM/S97**

(1014161-SPLIT/SL)



### Slidemaster® Placard Holder

Shiny brite mill finish on .032 aluminum frame.

For use w/ metal, tagboard, and rigid vinyl placards. Stainless clip holds firmly in place.

**Part No. 80SMP97**

(1014170)

(Shown w/placard-not included)



### Duo-Flip® Panel Placards

Duo-Flip® placards allow compliance to DOT regulations by changing the titles along with the necessary ID numbers. Just flip to the appropriate panel and number combination for DOT compliance. Aluminum alloy frame with easy to flip aluminum titles with four hold-down clips per panel.

Combustible - Flammable - Corrosive - Poison - Blank. Numbers flip on stainless hinges.

**Part No. 126CT**


(1014162)



### Record of Annual Inspection

Ensure proper compliance with DOT regulations with Labelmaster's Record of Annual Inspection Form Without Decal. This 2-part, carbonless form measures 8½ x 11 in.

and is sold in packs of 10. **Part No. DRIF-97**





## TIRE LINK CHAINS

Consult owner's manual to see if chains can be used on your vehicle.

Make certain your tire chains are properly sized for your tires. A proper fit is key to performance.

Follow directions for installing tire chains. Apply as tightly as possible by hand for maximum chain life.

Be sure to pull off highway to safe place before installing, servicing or removing tire chains.

Do not deflate tires to install tire chains.

Drive approximately 1/4 mile. Stop & retighten. Extra links may be cut off or preferably retained on the fastener arm. Keep chains tight to snug throughout the operation. Only after retightening may rubber adjusters be applied.

Do not exceed 30 m.p.h. Accelerate and decelerate slowly. Avoid spinning or locking of wheels.

If a cross chain should fail, stop immediately. Repair or remove. Do Not drive with a broken chain.

Avoid hitting curbs with tire chains. Tire chains are not designed for towing vehicles.

### Truck Link Chain

#### Single Truck Highway Service

Part No.	Tire Applications (May fit other sizes not listed)	Lbs./Pr.
<b>2239CAM</b>	9.00-22, 8.25-20, 255/80-22.5, 255/70-22.5, 265/75R22.5	49
<b>2245CAM</b>	10.00-20, 11-22.5, 10.00/90-20	50
<b>2247CAM</b>	275/80R24.5, 285/75R24.5	50
<b>2249CAM</b>	10.00-22, 11-24.5	54
<b>3269CAM</b>	445/55R 22.5 (Wide Base)	71



**All Part Numbers  
for chains  
represent One Pair.  
Enough for 1 axle.  
1 axle of duals, etc..**

### Truck Link Chain

#### Dual/Triple - Highway Service

Part No.	Tire Applications	Lbs./Pr.
<b>4245CAM</b>	10.00-20, 11-22.5, 10.00/90-20	89
<b>4247CAM</b>	275/80R24.5, 285/75R24.5	97
<b>4249CAM</b>	10.00-22, 11-24.5	100

### REGULAR LINK REPLACEMENT CROSS CHAIN WITH END HOOKS (BULK PACKAGING)

Part No.	Links	Link Dia. (Inches)	Inside Length (Inches)
<b>6253</b>	11	9/32, 0.281	16.87



### Chain Tightener

For large trucks or light trucks. Chain and spring galvanized. Part number represents one pair.

**Part No. 29229**



### SNOW CHAIN MOUNTING KIT FOR SNOW CHAIN CARRIERS. Part No. 69000913

"No drill" mounting kit. Mounts anywhere.

8" wide. 4 lbs. Sold Each.







## HALDEX WATER PUMPS

Part No.	Description	Engine Application	Pulley/ Gear Description	MFG. No.	Alternate Numbers
RW1194PX	Caterpillar 3406B/C Engine	3208B & 3208C/ Premium Seal	Flat Gear	7W7019/7C4957 ORB217	RW1194/ RW1194PRX
RW1162X	Caterpillar 3208 Engine	3208	3 Belt - Bolt on Pulley	2W1225	RW1162/ RW1162RX
RW6012X	Caterpillar 3406B/C/E Engines	3406B/C/E	Dome Shaped Gear Driven O-Rings & Gaskets for WP Only	613890/ QR4120/ OR8330/OR8218 10R0483	RW6012/ RW6012RX
RW1310X	Caterpillar New Generation Engines	DT360/ DT466	Stamped Steel Impeller	1821935C1 1821935C3	RW6313
RW1176X	Cummins 88 Big Cam IV Engine	NTC 300, 315, 350, 365, 400	Multi-Groove Pulley	3062899	RW1176/ RW1176RX
RW6075X	Cummins B Series Engine	B Series Engine/ 4 & 6 Cylinder	Multi-Groove Pulley	3913132	RW6075/ RW6075RX
RW1170X	Cummins Big Cam III, IV Engine	NTC 290, 350, 400, Formula 290, 350	4.675 Dia. Multi-Groove Pulley/ 4.5" Impeller Vented	218274	RW1170/ RW1170RX
RW1172X	Cummins Big Cam IV Engine	300,350,400; Fleet 300; NTC-Formula 300, 350, 400; NTC-475	4.275 Dia. Multi-Groove Pulley/ 4.5" Impeller Vented	3045163	RW1172RX/ RW1172RX
RW4076X	Cummins L10 & M11 Engines	L10-310E/L10-330E M11 : 1991 and up	3 Hole Mount	3882615	RW4076RX/ RW6076
RW4077X	Cummins M11 Engine	M11 ISM Application	3 Hole Mount- Short Shaft	N/A	N/A
RW1073X	Cummins N14 Series Engine	N14 - 310, 330, 350, 370, 410 Engines	Multi-Groove Pulley	3069644 3076523	RW6073/ RW1073RX/ RW1073VX
RW1180X	Detroit Diesel 53 Series Engine	Series 53	Left Hand 2 Groove Pulley	5144688	-
RW4123PX	Detroit Diesel 60 Series Engine	60 Series after 12/90	Premium Seal/Metal Back Plate/High Flow - 6 Vane	23512027	RW4123PRX
RW4125PX	Detroit Diesel 60 Series Engine	60 Series/ Pocket Style	Premium Seal/High Flow - 6 Vane Impeller "Pocket Style"	23522721	RW6127/ RW4125PRX
RW1760X	Ford Engines	6.6L/7.8L	Aux. Mount 3/4" Outlet - Cab Over	E7HN8508AA	RW1760RX
RW4114X	Navistar DT444E Engine	7.3L DT444E	Direct Injection	1822851C1	RW6114
RW1190X	Navistar DT466 Engine	DT466	Belt Driven - Pulley Not Supplied	677856C1	RW1190/ RW1190RX
RW4069X	Cummins ISX	ISX	10 Groove Pulley	2201-10C	RW6069
RW4124X	DDA Series 60	60 Series with EGR	61 Tooth Drive Gear	23530427	RW6124



To avoid problems when installing your water pump, follow the simple, step-by-step instructions below. Handle your replacement water pump with care. If the unit is dropped, the internal ceramic seal may crack. NEVER STRIKE THE SHAFT, as this can damage the shaft or bearings. Always check the fan, pulleys, belts and fan clutch. CAUTION: FOR YOUR PROTECTION, CLOSE HOOD WHEN REVVING ENGINE.

### Installation Instructions

1. Flush cooling system if it shows signs of corrosion. Dirt particles in the coolant can cause seal failure. Clean the water pump impeller cavity and gasket surface. Also, check the radiator cap, thermostat, hoses and clamps. Check fan belt for wear. A glazed belt will slip at high RPM. Replace if necessary.
2. Carefully install the replacement water pump, always use a new gasket. All pumps are greased at the factory. Do not grease. NEVER STRIKE THE SHAFT. Tighten all bolts in a staggered sequence.
3. Turn pump shaft by hand to check for free rotation. If the shaft does not turn freely then recheck your installation.
4. Check fan belt tension. Belt should deflect 1/2" to 3/4". Over tightening will cause damage to the water pump and void the warranty.
5. Reconnect hoses and refill cooling system. Be sure there are no leaks.
6. Check the fan blade for bent or cracked blades, loose rivets or any other damage. NEVER STRAIGHTEN A BENT BLADE. Replace the entire fan when defects are found.
7. Check the fan clutch (if installed) for loss of oil, looseness or wobble. If there is more than 1/4" of play at the blade edges the bearing is bad and the fan clutch needs to be replaced. A bad or misaligned clutch will damage a water pump.
8. Check fan clearances at blade tip, between fan and shroud, and between fan and radiator.
9. Check motor mounts for wear or splitting. Check bolt tightness.
10. Start the engine and run until normal operating temperature is reached. Check for leaks and unusual vibration.

NEVER STAND IN LINE WITH OR NEAR FAN WHEN REVVING THE ENGINE. THE HOOD SHOULD BE CLOSED WHEN REVVING THE ENGINE.

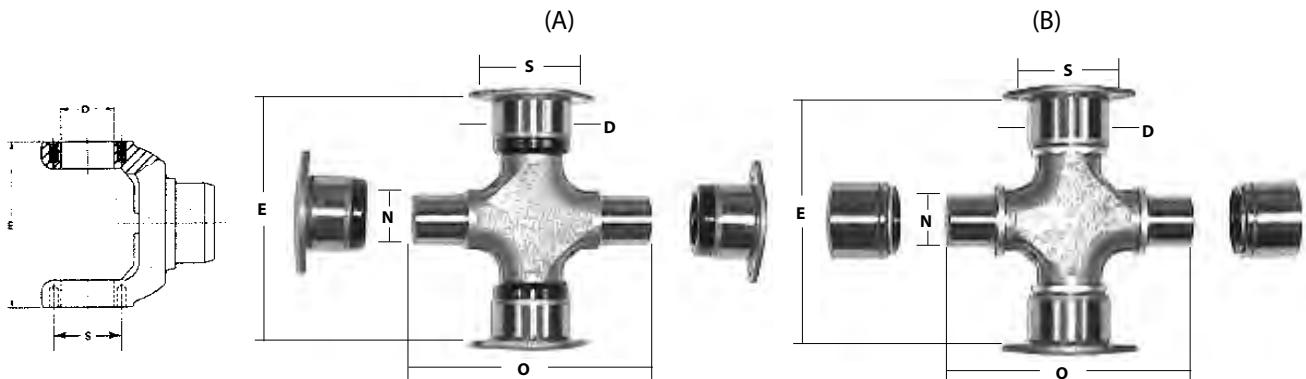
### IMPORTANT!

Leaks, loose fan belts or defective fan clutches cause cooling system problems more often than defective water pumps. Water pump failure can be caused by defective, crooked or unbalanced fans; defective or unbalanced fan clutches; excessive (too-tight) fan belt tension; dirty cooling systems; insufficient clearance between the fan and the shroud or radiator; loose or broken motor mounts. MANY FUTURE PROBLEMS CAN BE AVOIDED IF EVERYTHING IS CHECKED OUT WHEN THE WATER PUMP IS REPLACED.



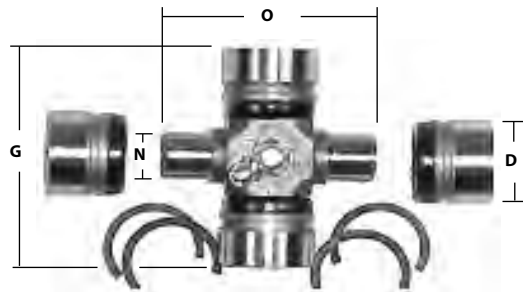
**FLEETCRAFT UNIVERSAL JOINTS**

E	D	S	N	O			
Yoke Dimension	Centerline to Centerline Bearing Diameter	Cross Bearing Bolt Hole	Cross Trunnion Diameter	Length Overall	Series	Part No. (A)	Quick Disconnect Part No. (B)
5.312"	1.875"	2.308"	1.272"	5.001"	1610	<b>G5-279X</b>	<b>G5-674X</b>
6.094"	1.937"	2.432"	1.298"	5.784"	1710	<b>G5-280X</b>	<b>G5-675X</b>
7.000"	1.937"	2.432"	1.298"	6.692"	1760	<b>G5-407X</b>	<b>G5-677X</b>
7.547"	1.937"	2.432"	1.298"	7.242"	1810	<b>G5-281X</b>	<b>G5-676X</b>



**Inside Snap Ring Style Replacement Kit**

K	D	N	O			
Snap Ring Dimension	Bearing Diameter	Cross Trunnion Diameter	Cross Overall Length	Lube Fitting	Series	Part No.
1.500"	.938"	.505"	2.080"	Yes	1000	<b>G5-170X</b>





## SPICER UNIVERSAL JOINTS

### Bearing Plate Style Replacement Kits

E	D	S	N	O	Series
<b>Yoke Sizen</b>	<b>Bearing Diameter</b>	<b>Centerline to Centerline Bearing</b>	<b>Cross Trunnion Diameter Bolt Hole</b>	<b>Cross Overall Length</b>	
5.312"	1.875"	2.308"	1.272"	5.001"	1610
6.094"	1.937"	2.432"	1.298"	5.784"	1710
7.000"	1.937"	2.432"	1.298"	6.692"	1760
7.547"	1.937"	2.432"	1.298"	7.242"	1810



**Quick Disconnect Part No. (A)**

<b>Part No.</b>	<b>Quick Disconnect Part No. (A)</b>
•SP5-279X <sup>(1)</sup>	SP5-674X
•SP5-280X <sup>(1)</sup>	SP5-675X
•SP5-407X <sup>(1)</sup>	SP5-677X
•SP5-281X <sup>(1)</sup>	SP5-676X

(1) Kit with 2 lube fittings  
Standard kit for its series

### STRAP KITS:

For SPL170-3X:

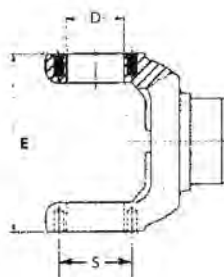
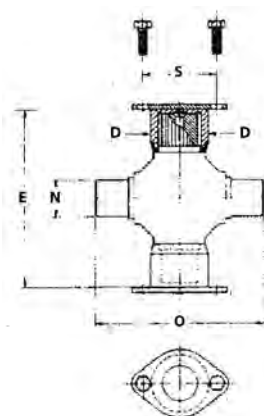
= Part No. SP170-70-18X

For SPL250X:

= Part No. SP250-70-18X

For SP5-675X / 676X / 677X:

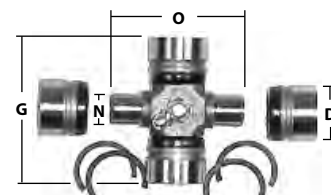
= Part No. SP6.5-70-18X



### Inside Snap Ring Style Replacement Kits

G	D	N	O	Lube Fitting	Series
<b>Snap Ring Dimension</b>	<b>Bearing Diameter</b>	<b>Cross Trunnion Diameter</b>	<b>Cross Overall Length</b>		
1.500"	.938"	.505"	2.080"	Yes	1000

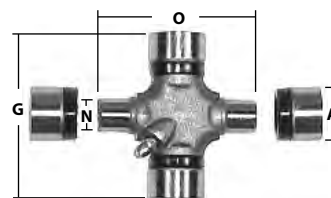
**Part No. SP5-170X**



### Outside Snap Ring Style Replacement Kits

G	D	N	O	Lube Fitting	Yoke Dim.	Series
<b>Snap Ring Size</b>	<b>Bearing Diameter</b>	<b>Cross Trunnion Diameter</b>	<b>Cross Overall Length</b>			
3.218"	1.063"	.657"	2.968"	Yes	3.469"	1310
4.964"	1.375"	.895"	4.654"	Yes	5.250"	1550

**Part No. SP5-153X  
SP5-155X**



### XL Series Replacement Kits

Max. Momentary Joint Angle	Standard Slip of d/s	Rotating Dia. of d/s	Rotating Dia. of End Yoke	Tubing O.D.	Wall Thickness	Part No.
25°	110mm,4.33"	126mm,4.96"	289mm,11.39"	102mm, 4.00"	0.095"	<b>SPL100-1X</b>
25°	110mm,4.33"	180mm,7.09"	193mm,7.60"	126mm, 4.96"	3.0mm,0.20"	<b>SPL170-4X</b>
25°	110mm,4.33"	180mm,7.09"	193mm,7.60"	128.5mm,5.06"	4.25mm,0.17"	<b>SPL250-3X</b>





## CONTINENTAL ELITE® BELTS

### Know When & How to Replace V-Belts.

After four years or 36,000 miles, the chances of belt drive failure increase dramatically. In fact, a study reported that nearly one fifth of vehicles had an unsatisfactory belt. Look for the four warning signs below and replace if necessary.

1. Cracked or Split Belts: Flex the belt. Does it have cracks or splits on the bottom or sides?
2. Exposure to Grease and Oil: When grease builds up on its surface, the belt can soften or swell.
3. Glazed Sidewalls: A belt with hard, slick sides — a sign of glazing — doesn't function properly because it's slipping. Glazing also creates a chattering, slapping or squealing noise.

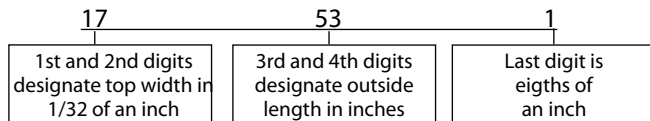
All this can cause improper functioning of the driven accessory, like the alternator or water pump.

4. Peeling: When its undersurface peels, the belt becomes uneven, causing rough operation and failure.

### Continental Elite® V-Belts

The V-belt features high-strength tension members that resist shock-load failure. Its low elongation properties assure uniform performance over the life of the belt. The tough, synthetic cogs and fiber-reinforced rubber helical cogs provide greater flexibility that reduces cracking and fatigue in the cushion section. The full V Design features rubber edges that maintain positive, no-slip contact with pulley grooves for reliable energy transfer.

Functional Part Number Gives You The Size Of The Belt



Part number 17531 is a V-belt, with a top width of 17/32 inch and a length of 53-1/8 inches.

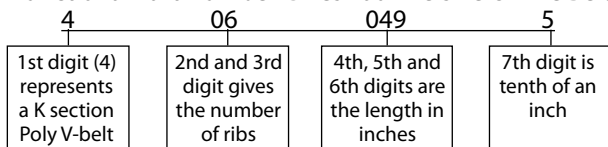


### Continental Elite® Poly-V® Belts

The Poly-V® belt features a tooth profile unique to the industry. Its advanced compounds resist heat and cracking to create a more flexible, cooler running belt for greater wear resistance. This innovative technology is trusted by professional race car drivers and their crews, used on today's NASCAR® stock cars.

**Elite® Poly-V® Belts with Quiet Channel Technology™** Advanced variable cog design practically eliminates noise and slippage.

Functional Part Number Gives You The Size Of The Belt



Part number 4060495 would be a K section Poly-V belt, six ribs wide, with a length of 49 and 5/10 inches.





**CLUTCHES**

**Eaton® (OUTRIGHT) Dampened Ceramic Clutches**

Clutch Size	Spline Size	Facing Material	Torque Rating Lbs. Ft.	Part No.
15.5"	2" 10 Spline	Dampened Ceramic	1400	<b>107091-81B</b>
15.5"	2" 10 Spline	Dampened Ceramic	1650	<b>107091-74B</b>



**Eaton® (OUTRIGHT) Easy-Pedal Plus® Clutches**

Clutch Size	Spline Size	Facing Material	Torque Rating Lbs. Ft.	Part No.
14"	2" 10 Spline	Dampened Ceramic	1400	<b>108050-59AM</b>
15.5"	2" 10 Spline	Dampened Ceramic	1650	<b>108391-74AM</b>
15.5"	2" 10 Spline	Dampened Ceramic	1860	<b>108925-20AM</b>
15.5"	2" 10 Spline	Dampened Ceramic	2050	<b>108925-25AM</b>
15.5"	2" 10 Spline	Dampened Ceramic	1700	<b>108925-82AM</b>



**Eaton® (OUTRIGHT) Easy Pedal Advantage Series™ Clutch**

Clutch Size	Spline Size	Facing Material	Torque Rating Lbs. Ft.	Part No.
15.5"	2" 10 Spline	Dampened Ceramic	1700	<b>208925-82</b>



**Eaton® (OUTRIGHT) Solo Advantage™ Clutch**

Clutch Size	Spline Size	Facing Material	Torque Rating Lbs. Ft.	Part No.
15.5"	2" 10 Spline	Dampened Ceramic	1700	<b>209701-82</b>



**Eaton® (OUTRIGHT) Medium Duty Clutch - 14.4 x 1-3/4 pull, ceramic button.**

Engine	Transmission	Linkage	Part No.	Description
All 6 cylinder (up to 1166 Nm)	Eaton Synchro	Hydraulic	<b>104200-1</b>	365mm, twin plate, ceramic, 6 cylinder damper

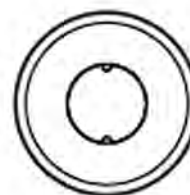
**Clutch Parts**

Part No.	Description
<b>105C-137</b>	Yoke clutch release
<b>127200</b>	Kwik-Konnect® 2" clutch brake
<b>127740</b>	1-3/4" 10 spline clutch brake
<b>127760</b>	2" 10 spline clutch brake
<b>128C-20</b>	Bushing clutch shaft
<b>SB200</b>	Clutch brake, Babcock, 2", 2 pc.

**Heavy Duty Clutch Brakes**



Kwik-Konnect



Torque Limiting



SPLINE	DESCRIPTION	PART#
1.75" - 10	Torque Limiting	127740
2" - 10	Kwik-Konnect	127200
	Torque Limiting	127760



## HALDEX CLUTCHES

### HALDEX EZ-N-LITE®

Part #	Interchanges	Description
HN10892582	Eaton 108925-82B, Ace EZ108925-82B	15.5x2x10, 2 plate, 4000 lb. plate load, 1650 torque

**New-Outright. No Core. 1 Year Warranty.**  
**50% Less Pedal effort than the OEMS.**



#### Exclusive Features:

- Swiveling spring seat cradle.
- Floating drive arrangement.
- Large cover windows.
- Standardized plate force by size.

#### Benefit:

- Decreased pedal effort, increased driver comfort.
- Reduced sub-assembly wear, optimum performance.
- Increased heat dissipation longer life.

**Start enjoying the benefits of the EZ-N-LITE® Clutch today!**

### Part No. N2468K - Clutch Installation Kit

Kit fits most popular Fuller Transmissions.

Kit Includes: 4 clutch release shaft bearings,

1 front bearing cover gasket, 1 input shaft ring (outer),

1 Input shaft snap ring (inner), 1 shaft lever tower gasket,

1 front bearing cover, 1 clutch housing gasket,

1 input shaft bearing, 1 pilot bearing, 1 input shaft assy,

1 clutch release form,

1 hinged clutch brake

**Input Shaft Size: 2" x 10 Tooth x 18 Spline**

**Application: RT Series**



### Haldex Hinge Clutch Brakes

Part No.	Description
BK312	Hinge Clutch Brake, 1-3/4" spline, outside diameter 4-1/8"
BK313	Hinge Clutch Brake, 2" spline, outside diameter 4-1/8"





**ZEROSTART PRODUCTS - ENGINE HEATERS**

**ENGINE HEATERS**

**Part No. 350-0013**

Designed for use with CAT C10, C12.  
Immersion heater coolant.  
1500 watt, 120 volt.



**Part No. 350-0015**

Designed for use with CAT C7 ACERT (04-07)  
Freeze Plug.  
1000 watt, 120 volt.



**Part No. 350-0030**

Designed for use with Cummins B-Series  
(87-02) Freeze Plug.  
750 watt, 120 volt.



**Part No. 350-0038**

Designed for use with Cummins Signature 600.  
Immersion Heater Coolant.  
1500 watt, 120 volt.



**Part No. 350-0044**

Designed for use with  
Navistar DT Series Freeze Plug.  
1250 watt, 120 volt.



**Part No. 350-0077**

Designed for use with CAT C9/15/16 ACERT  
(04-06) Immersion Heater Coolant.  
1500 watt, 120 volt.



**Part No. 350-0107**

Designed for use with Cummins ISX  
1500 watt, 120 volt.



**Part No. 860-0015**

Designed for use with Cummins L10, M11,  
ISM Series, QSM11. Immersion Heater Coolant.  
1500 watt, 120 volt.



**Part No. 860-1046**

Designed for use with Cummins N series.  
Big Cam IV, 88NT, 444. Immersion Heater Coolant.  
1500 watt, 120 volt.



**Part No. 860-5556**

Designed for use with CAT C9, C15, C16  
Immersion Heater Coolant. 1500 watt, 120volt



**CORD KITS & MISC**

**Part No. 860-5505**

Weatherproof field-wired receptacle,  
zinc plated, 3 hole round. 120 volt.



**Part No. 860-5688**

Weatherproof field-wired receptacle,  
chrome plated, 4 hole square. 120 volt.



**Part No. 860-6005**

Weatherproof silicone cordset and  
chrome plated sq. receptacle.  
120V. 6 ft. 16ga wire, square plug.



**Part No. 860-8652**

Weatherproof cordset with silicone  
connector. 120V. 7 ft. 14ga. wire.



**Part No. 860-8814**

Weatherproof cordset with silicone  
connector. 120V. 10 ft. 14ga. wire.



**Part No. 360-0008**

Power cord for use with most  
"860" & "350" series 120Volt heaters.



**Part No. 360-0058**

1/2" NPT thermostat only.  
55°F/75°F (on/off)



**Part No. 360-0065**

Series Y-Cord. (Standard Plug)  
120Volt, 2 Lengths 6 ft., 16 gauge



**Part No. 340-0037**

Flexible filter wrap  
fuel warmer. 100Watt, 120Volt.



**Part No. 820-3237**

E-Z Stock, E-Z Mount Electrical Kit (12 Volt)  
**Kit includes:** 3 atomizers (8202966, 8202974,  
8202982), switch, valve fitting, 48" nylon tube, dash  
decal, 16 gauge wire, valve and mounting brackets,  
surface-mount thermostat.



**Part No. 820-0327**

Starting fluid cylinder, 1" neck, 18 ounces.





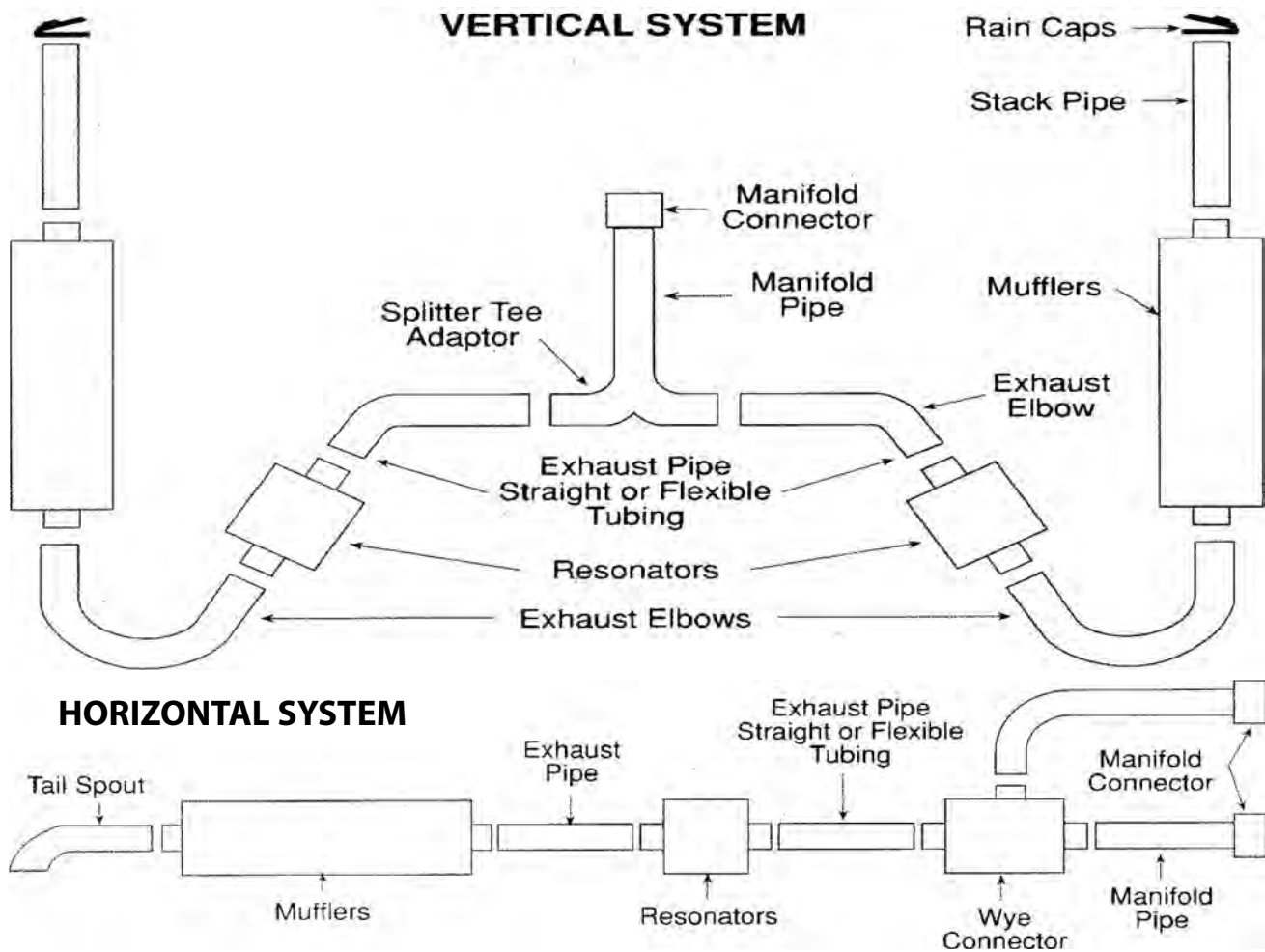
## HEAVY DUTY EXHAUST COMPONENTS

**WALKER**  
COMMERCIAL VEHICLE

- Heavy Duty
- Aluminized Steel Construction
- All Parts Shown Available From Stock



## GENERAL INFORMATION



### WELDING ALUMINIZED STEEL

1. **OXYACETYLENE WELDING** Filler Metal: Use a mild steel filler metal, 3/32" diameter, free of rust.

(American Welding Society classification A5.2) DO NOT use copper coated filler material.

Welding equipment: Use a number 3 or 4 tip. Observe instructions of the equipment manufacturer when adjusting the operating pressures at the gas regulators.

Procedure: Clean the parts to be welded thoroughly. Incline the torch at a 45° angle from the direction of travel.

Use the forehand welding technique. Keep the torch flame on the tip of the filler rod, not in the center of the puddle.

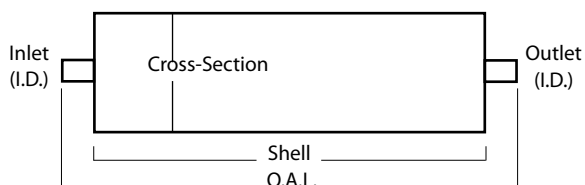
2. **SHIELDED METAL-ARC** (Stick electrode) Any one of the following rods are recommended: Raco Fer-A1

(Reid-Avery co.), E-6011 (P.&H.), Fleetwood 47 (Lincoln), W-52 (General Electric), Flex-Arc LOH-2

(Westinghouse), Stainless Steel Rods Type 309 or 310 and Low Hydrogen Rods E-7015, E-7016, or E-7018.

3. **GAS METAL-ARC** (MIG) Carbon Dioxide shielding gas is used with A-675 Airco Wire.

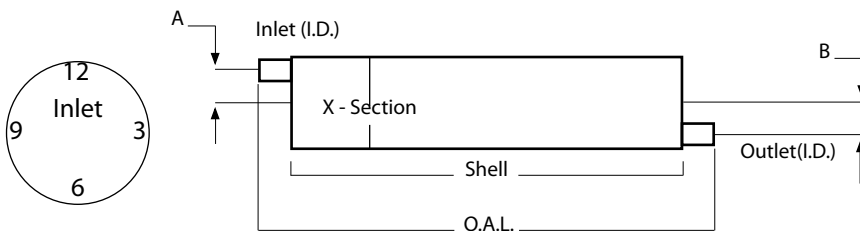


**STYLE 1 MUFFLERS - CENTER TO CENTER****STYLE 1 MUFFLER DIMENSIONS**

Part Number	Inlet I.D.	Cross Section	Shell Length	Overall Length	Outlet I.D.	Installation Notes
21838W	4	8.375	33.5	40	4	A
22936W	4	9	44	51	4	A
22941W	4	9	44.5	51	5	A
22916W	4	10	45	51.5	4	A
22962W	4	10	44	51	5	—
21835W	5	9	11.5	20	5	A
22771W	5	9	19	26	5	A
22940W	5	9	44.5	51	5	A
22963W	5	10	44	51	5	MF
22920W	5	10	44	51	5	A
22980W	5	10	44	51	5	NB

**Installation Notes:**

- A** Arc Welded
- B** Threaded.
- C** Stainless.
- D** Spout.
- MF** Mega Flow Muffler.
- NB** Noise Braker Muffler.

**STYLE 2 MUFFLERS - OFFSET TO OFFSET**

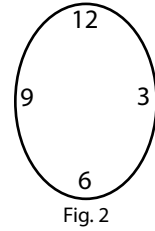
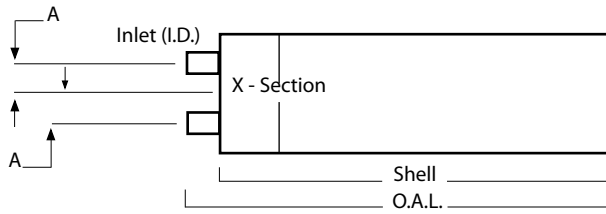
To locate the outlet connection:  
View muffler from inlet end with inlet connection near 12 o'clock.  
Outlet will be located clockwise from inlet per chart.

**STYLE 2 - MUFFLER DIMENSIONS**

Part Number	Inlet I.D.	Cross Section	Shell Length	Overall Length	Outlet I.D.	"A" Inlet Offset	"B" Outlet Offset	Inlet Position	Outlet Position
22551W	3.5	8.25 X 11.5	30.0	36.0	4.0	2.75	2.5	12	6
22004W	4.0	8.25 X 11.5	27.0	33.0	4.0	2.5	2.5	12	6
22449W	4.0	8.25 X 11.5	31.5	37.5	4.0	2.5	2.5	12	6
22888W	4.0	11.125	36.0	42.0	4.0	2.5	2.5	12	6



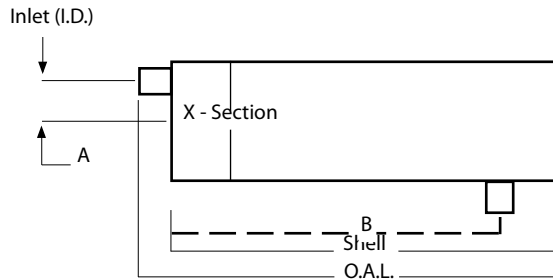

**STYLE 4 MUFFLER**



**Style 4 - Muffler Dimension**

Part Number	Inlet I.D.	Cross Section	Shell Length	Overall Length	Outlet I.D.	"A" Inlet Offset	"B" Outlet Offset
22971W	5	10x15	44	47	5	3.59	3.59

**STYLE 9 MUFFLER**




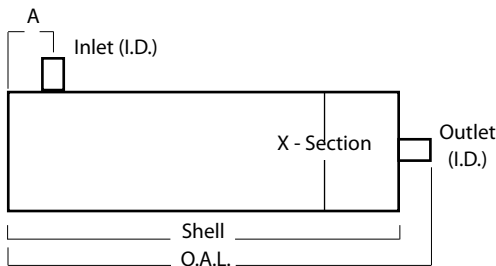
To locate the outlet connection:  
View muffler from inlet end with inlet connection near 12 o'clock.  
Outlet will be located clockwise from inlet per chart.



**STYLE 9 - MUFFLER DIMENSIONS**

Part Number	Inlet I.D.	Outlet I.D.	Cross Section	Body Length	Outlet I.D.	"A" Inlet Offset	"B" Outlet Offset	Fig. Position	Inlet Position
22664W	4.0	4.0	11.1	36.0	1.5	28.5	3.0	6	12
21969W	4.0	4.0	10.0	28.0	1.5	28.5	3.0	6	12

**STYLE 10 MUFFLER**



To locate the outlet connection:  
View muffler from inlet end with inlet connection near 12 o'clock.  
Outlet will be located clockwise from inlet per chart.

**STYLE 10 - MUFFLER DIMENSIONS**

Part Number	Inlet I.D.	Cross Section	Shell Length	Overall Length	Outlet I.D.	"A" Inlet Offset	"B" Outlet Offset	Fig.	Inlet Position	Outlet Position
22915W	5.0	10.0	44.0	48.0	5.0	6.0	-	1	12	-



## EXHAUST COMPONENTS - HANGERS

### UNIVERSAL PIPE HANGERS

Clamp and hanger strap are made of heavy gauge steel to hold tail pipe and exhaust pipe. Fits Pipe 4. 12" size

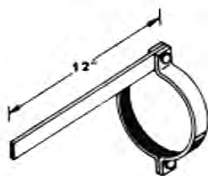
**Part No. 35853W**



### UNIVERSAL MUFFLER HANGER

Heavy duty muffler body clamp and hanger strap. The strap can be bent and twisted to fit the installation. Use for horizontal or vertical mount. Use two for maximum rigidity.

Part Number	Body Diameter
35733W	8-1/4 X 11-1/2
35972W	9
35983W	10
35899W	11-1/8



### SWIVEL HANGERS

Specially designed hanger, engineered to solve essentially any hanger situation. Hanger swings from 0° to +/- 45° and also has complete 360° rotation.

Part Number	Length
35103W	9.5"
35898W	17"



### CLAMP KIT

For 10.12 diameter muffler guard, 1/2 wrap.

**Part Number 35933W**



## RAIN CAPS

### RAIN CAPS

Single bolt mounting. Heavy duty welded assembly. Precision balanced.

Part Number	Size
35618W	3"
35907W	4"
35910W	5"



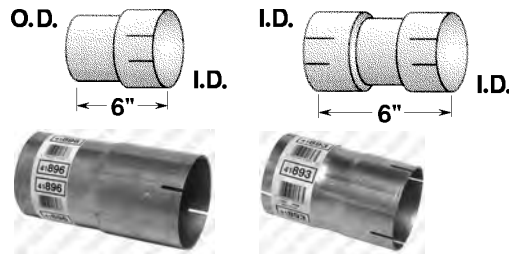


**EXHAUST COMPONENTS - CONNECTORS**

16 Gauge Aluminized Steel

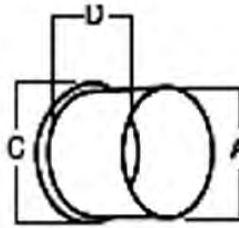
**Part Number**

Diameter	OD-ID	ID-ID
3-1/2"	N/A	41893W
4"	41896W	41895W
5"	41897W	41899W



**Flared Adapters.**  
(Cummins Applications.)  
All 'A' measurements OD.

Part No.	A	C	D	Degree
41653W	4	4.5	5	45°
41654W	5	5.5	5	45°
41655W	5	5.72	3	20°

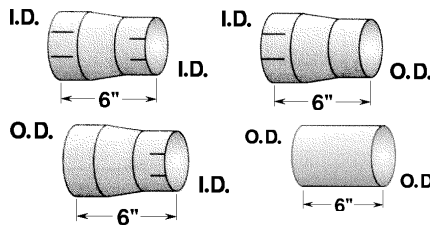


**REDUCERS**

**Reducers - All Types - 6" long**

16 Gauge Aluminized Steel

Part No.	Diameter	Type
41991W	4x3.5"	OD-ID
41898W	5x4"	ID-ID
41909W	5x4"	ID-OD
41994W	5x4"	OD-ID
41891W	5x4"	OD-OD



**MUFFLER HEAT GUARD CLAMP KITS**

**MUFFLER GUARD - CLAMP KITS**

2 clamps per kit. For 180° use. Stainless mounting hardware.

Part Number	Information
35370W	For 270° use. Chrome Clamp kit for 10' muffler. (2 clamps)
35933W	3/4 wrap. 3 standoffs for 1/2 wrap, 4 for 3/4 wrap. For 10.12" diameter

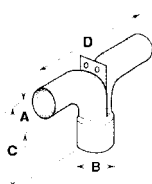


**SPLIT TEE ADAPTER TUBE**

**SPECIAL TUBE - Splitter Tee Adapter Tube**

Converts single system exhaust pipe into a dual system.


A (OD)	B (ID)	C	D	Part Number
5	5	15	25	40364W



**EXHAUST COMPONENTS - STACK PIPES CURVED****Walker Stack Pipes - Curved - I.D.**

16 Gauge Aluminized Steel

Part No.	I.D.	Length	Type
44299W	4"	48"	Aluminized
43321W	5"	36"	Aluminized



I.D.

**Walker Stack Pipes - Curved - O.D.**

16 Gauge Aluminized Steel

Bright, Exceptional Quality Chrome

Part No.	O.D.	Length	Type
29202W	5"	24"	Chrome Plated
43719W	5"	36"	Aluminized
29308W	5"	36"	Chrome Plated
44638W	5"	48"	Aluminized
29403W	5"	48"	Chrome Plated
45727W	5"	60"	Aluminized
29503W	5"	60"	Chrome Plated




O.D.

**STRAIGHT TUBING****Straight Tubing - O.D. - 10 foot lengths**

14 Gauge Aluminized Steel

16 Gauge Cold Rolled

Part No.	O.D.	Type
49159W	3"	Aluminized
49011W	3-1/2"	Cold Rolled
49160W	3-1/2"	Aluminized
49012W	4"	Cold Rolled
49161W	4"	Aluminized
49015W	5"	Cold Rolled
49162W	5"	Aluminized
49064W	5"	Aluminized - 16 gauge



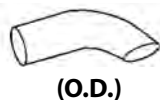
10 Foot Length

OD

**TAIL SPOUTS - TAIL PIPES****Walker Tail Spouts - Tail Pipes**

Aluminized Steel - O.D.

Part No.	O.D.	Length
41097W	4"	12"
42129W	4"	18"
42130W	5"	18"
29102W	5"	18" (Chrome)

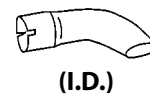


(O.D.)

**Walker Tail Spouts - Tail Pipes**

Aluminized Steel - I.D.

Part No.	I.D.	Length
42447W	4"	12"
42716W	5"	18"



(I.D.)

**MUFFLER HEAT GUARD****Part Number****Size****29044W 180°, 1/2", 8.5" x 10.5" x 48" (horizontal slots)**

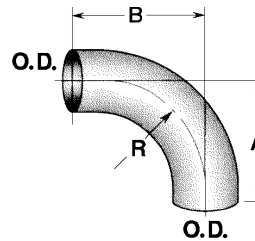
Stainless Steel Muffler Heat Guard without Mounting Clamps.





**90 DEGREE SHORT RADIUS ELBOWS, OD - OD**

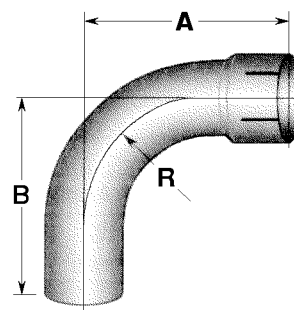
Diameter	Leg Length		Center Line Radius (R)	Part Number Aluminized
	A	B		
4	8	8	4	41474W
5	10	10	6	41832W
5	5	5	5-1/2	41224W



**90 DEGREE ELBOWS, ID-OD**

Diameter	Leg Length		Center Line Radius (R)	Part Number Aluminized
	A	B		
3	8	8	6	41365W
3	14	14	6	42759W
3-1/2	9	9	6	41366W
3-1/2	16	16	6	42185W
4	6	6	4-1/2	41630W
4	10	10	6	41378W
4	10	10	8	41367W
4	12	12	6	41472W
4	18	18	6	42937W
5	10	10	5-1/2	42763W
5	8.5	8.5	6	41769W
5	12	12	6	41532W
5	15	15	8	42858W
5	18	18	8	42938W

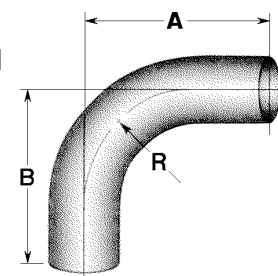
One End O.D., One End I.D. Slotted  
16 Gauge Aluminized Steel.



**90 DEGREE ELBOWS, OD - OD**

Dia.	Leg Length		Center Line Radius (R)	Part Number Aluminized
	A	B		
4	12	12	6	41473W
4	18	18	6	42857W
5	12	12	6	41436W
5	10	10	8	41832W
5	15	15	8	42939W
5	20	20	8	42940W

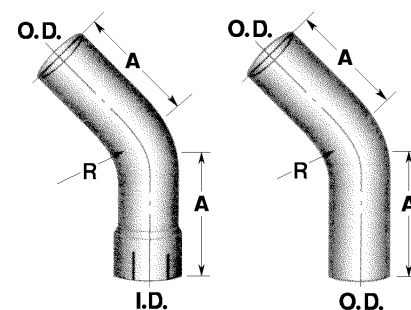
Both Ends O.D.  
16 Gauge Aluminized Steel



**45 DEGREE ELBOWS**

Diameter	A-A Length	Center Line Radius (R)	Part Number	
			ID-OD Aluminized	OD-OD Aluminized
3-1/2	8-8	7	42761W	
4	9 <sup>5/16</sup> -9 <sup>5/16</sup>	8	42758W	41430W
4	12-12	6	42246W	
5	8-8	8	41477W	41431W
5	8-8	10		41476W
5	12-12	8	42855W	
5	15-15	8	53042W	

16 Gauge Aluminized Steel





**EXHAUST COMPONENTS - EXHAUST CLAMPS**

**Torca TorcTite® Preformed Wide Clamps**

Aluminized

Part No.	Size
<b>33968W</b>	3-1/2"
<b>33969W</b>	4"
<b>33970W</b>	5"

Stainless

<b>33222W</b>	3"
<b>33223W</b>	3-1/2"
<b>33224W</b>	4"
<b>33225W</b>	5"



**Torca EasySeal® Flat Band Clamps**

Part No.	Size	Type
<b>35975W</b>	5.0"	Stainless
<b>35976W</b>	4.0"	Stainless
<b>35977W</b>	3.5"	Stainless
<b>35978W</b>	3.0"	Stainless
<b>35979W</b>	2.5"	Stainless
<b>35980W</b>	6.0"	Stainless



**Walker Mega Clamps - Lap Joint**

Part No.	Size	Type
<b>33272W</b>	3.0"	Stainless
<b>33273W</b>	3.5"	Stainless
<b>33274W</b>	4.0"	Stainless
<b>33276W</b>	5.0"	Stainless
<b>33288W</b>	5.0"	Aluminized



**Torca Accuseal® Clamp**

Part No.	Size	Type
<b>35228W</b>	5"	Single Bolt



**Walker V Band Clamps**

Part No.	Tube Diameter
<b>35036W</b>	4.25"
<b>35805W</b>	4"
<b>35500W</b>	5"
<b>35806W</b>	5"



**Walker Guillotine Clamp**

Part No.	Size	Type
<b>35787W</b>	3-1/2"	-
<b>35788W</b>	4"	Zinc Plated
<b>35373W</b>	4-1/2"	-
<b>35789W</b>	5"	Zinc Plated
<b>35409W</b>	6"	Zinc Plated

**Guillotine**

Forms 360° Seal



**Walker Flat Band U-Bolt Clamp**

Part No.	Size	Type
<b>35799W</b>	4"	Zinc Plated
<b>35800W</b>	5"	Zinc Plated
<b>35777W</b>	5"	Chrome Plated



**Walker SealClamp® Flat Band Clamp**

Part No.	Size	Type
<b>35936W</b>	3.5"	Stainless
<b>35937W</b>	4.0"	Stainless
<b>35938W</b>	5.0"	Stainless





## FLEETCRAFT EXHAUST CLAMPS

Our mission is simple; to get the best from our parts. Fleetcraft Exhaust Clamps are doing just that. Armed with the revolutionary I-block assembly connection, they provide for the complete prevention of noise and exhaust leaks in either pipe-to-pipe OR pipe-to-flex applications.

### Aluminum Preformed Clamp

Part No.	Size
1410640	4"
1410650	5"



All preformed clamps are LAP JOINT. These pre-formed clamps come with I-Block. The I-Block connector provides a complete seal while equalizing stretch force distribution for both pipe/pipe or pipe/flex applications.

### Stainless Steel Preformed Clamp

Part No.	Size
1410740	4"
1410750	5"

Preformed clamps with I-Block: Provides a secure leak-proof seal, exactly like the industry standard. •Preattached hardware makes installation a breeze. Grade 8 fasteners.

### Aluminum Flat Band Clamp

Part No.	Size
1410240	4"
1410250	5"

### Stainless steel flat band clamp

Part No.	Size
1410330	3"
1410335	3.5"
1410340	4"
1410350	5"



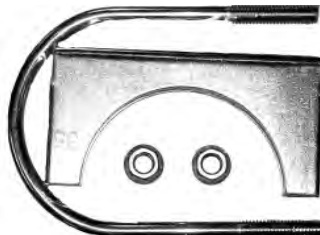
### Guillotine Zinc Plated Clamp

Part No.	Size
1410530	3"
1410535	3.5"
1410540	4"
1410550	5"



### Welded Side Saddle Clamp

Part No.	Size
1410430	3"
1410435	3.5"
1410440	4"
1410450	5"







## FLEX TUBING - GALVANIZED AND STAINLESS STEEL

### Flex Tubing - For O.D. tubing to I.D. slotting and for joining O.D. tubing to I.D. flexible tubing.

- Conforms to shape of pipe or flex.
- Prevents pipe distortion.
- No disconnecting pipes required.
- Maintenance-free.
- No welding required.



#### GALVANIZED

Part No.	Diameter	Length in Feet
1410030-120	3"	10'
1410035-120	3.5"	10'
1410035	3.5"	25'
1410040-120	4"	10'
1410040	4"	25'
1410050-120	5"	10'
1410050	5"	25'

#### STAINLESS STEEL

Part No.	Diameter	Length in Feet
1410130-120	3"	10'
1410135-120	3.5"	10'
1410140-120	4"	10'
1410140	4"	25'
1410150-120	5"	10'
1410150	5"	25'

### Flex Tubing in other pre-cut lengths (Inches)

#### GALVANIZED

Part No.	Diameter	Length in Inches
1410030-18	3"	18"
1410035-24	3.5"	24"
1410040-18	4"	18"
1410040-24	4"	24"
1410040-36	4"	36"
1410050-18	5"	18"
1410050-24	5"	24"
1410050-36	5"	36"

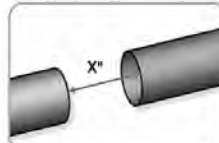
#### STAINLESS STEEL

Part No.	Diameter	Length in Inches
1410130-24	3"	24"
1410135-36	3.5"	36"
1410140-12	4"	12"
1410140-18	4"	18"
1410140-24	4"	24"
1410140-36	4"	36"
1410150-12	5"	12"
1410150-18	5"	18"
1410150-24	5"	24"
1410150-36	5"	36"

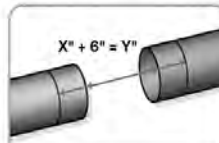


#### How to Measure:

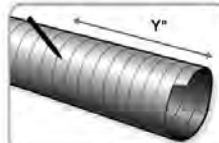
When you are ready to put Flex Pipe to use, follow these instructions for determining the length to cut the pipe. NOTE: All flexible metal tubing is measured fully extended.



Determine the length (X") of pipe needed for your application by measuring the gap between the two pipes you intend to connect.

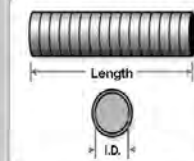


Allow a 3" overlap for each end (add 6" to the measurement from above). This is the length (Y") of Flex Pipe needed.



Measure distance needed from the far right side inward. Wrap area to be cut with duct tape. Use a marker to draw a cut guide on the tape. Flex Pipe is now ready to be cut. Cut through the tape. Remove tape from Flex Pipe before using.

#### How to Order:



Determine your usage needs. Flex Pipe is sold in a variety of lengths, including precut lengths. All lengths range from 1" to 6" in diameter. Refer to the chart on the reverse side to determine your desired part number. Order by part number, not by the foot.

#### IMPORTANT:



When measuring and cutting, keep the open side of the Flex Pipe to your right. To determine the open end, turn the end of the pipe toward you and look for the rings to wrap on top.

#### How to Cut:

There are three ways to cut Flex Pipe. Select a method that suits your equipment.



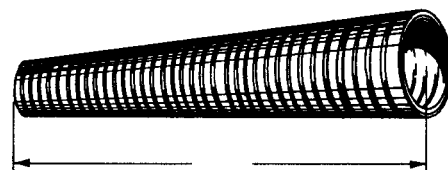
**CHOP SAW:** For best results, use a 1/16" wide blade. Make sure the Flex Pipe has the open side facing to the right. Align and secure pipe so the cut guide lines up with the Chop Saw blade, and cut.



**BAND SAW:** For best results, use a no-set blade with 24/32 teeth/inch. Make sure Flex Pipe has the open side facing to the right. Align and secure pipe so the cut guide lines up with the Band Saw blade, and cut.



**HACK SAW:** For best results, use a no-set blade with 24/32 teeth/inch. Make sure Flex Pipe has the open side facing to the right. Align and secure pipe, and cut on the guide line.





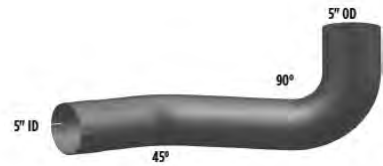
## GRAND ROCK EXHAUST

### Kenworth Replacement Exhaust

Part No.	Description
<b>KW-13637</b>	Elbow, 45°, 5" OD-OD. (OEM Number K180-13637)
<b>KW-14122</b>	Pipe with 27° bends, 5" OD-OD. (OEM Number K180-14122)
<b>KW-14764L</b>	Elbow, multibend, 5" ID-OD. (OEM Number K180-14764)
<b>KW-14764R</b>	Elbow, multibend, 5" ID-OD. (OEM Number K180-14764R)
<b>KW-18028</b>	Y pipe, 5" OD. (OEM Number K180-18028)
<b>KW-18531</b>	Elbow, 5" OD-OD. (OEM Number K180-18531)
<b>KW-8049</b>	Elbow, 47°, 5" OD-OD. (OEM Number K180-8049)
<b>T588-6PYRO</b>	Connector, 5" flared. (OEM Number K130-166)



EXHAUST SYSTEMS





## POPULAR FILTER CROSS REFERENCE

Baldwin	Donaldson	Fleetguard	Fram	Luber-finer	Wix
<b>B99*</b>	P554005	LF691A	PH3335	LFP4005	51792
<b>BT230</b>	P555570	LF3342	PH3519	LFP5570	51268
<b>BT364</b>	P555680	LF654	PH36	LFP791	51261
<b>BF614</b>	P551712	FF5264	P3375	LFF5823B	33374
<b>BF1268</b>	P551743	FS19683	—	—	33005
<b>B7299</b>	P551808	3933642ZF	—	LFP4005RN	—
<b>B7402</b>	P550788	—	—	—	—
<b>BF7587</b>	P551311	FF5319	P8335	LFF2749	33674
<b>B7600*</b>	P554004	LF3675	PH49A	LFP3191	51791
<b>BF7632</b>	P551314	FF5309	PH490	LFF4783	33377
<b>BF7633</b>	P551740	FF5245	P8334	LFF3347	33356
<b>B7700</b>	P551807	—	—	—	—
<b>B96*</b>	P551670	LF670	PH3612	LFP670	51870
<b>BD103*</b>	P553000	LF3000	PH6349	LFP3000	51748
<b>BF957</b>	P550105	FF105	P3528A	LFF5	33109
<b>BF1212</b>	P558000	FS1212	PS3712	LFF8000	33405
<b>BF1259</b>	P551000	FS1000	PS6829	LFF1000	33406
<b>BF1272-SP</b>	P551022	FS1022	PS8689	LFF1022	33422
<b>BF1274-SP</b>	—	FS1007	PS8688	—	33423
<b>BF1277-SP</b>	P551040	FS1040	—	LFF1007	—
<b>BW5071</b>	P554071	WF2071	PR3908	LFW4071	—
<b>BD7153</b>	—	LF9000	PH8690	LFP9000	57745
<b>BD7154</b>	P559000	LF9001	PH8691	LFP9008	57746
<b>B7177</b>	—	LF3937	PH8942	LFP3970	57182
<b>BD7309</b>	ELF7300	LF9009	HPH9500	LFP3000XL	57500
<b>BF7760</b>	P552203	FF2203	—	LFF2203	33691
<b>BF7766</b>	P552200	FF2200	P9644	LFF2201	33711
<b>BF7940</b>	—	FF5632	—	LFF5632	—
<b>B95*</b>	P550911	LF3333	PH3612	LFP911	51970
<b>B495*</b>	P552100	LF3620	PH7405	LFP2160	51971
<b>BW5137</b>	P554744	WF2051	PR3304	LFW4744	24071
<b>BF5800</b>	P556915	FF5207	P1146G	LFP815FN	33118
<b>BF5810</b>	P556916	FF5206	P1147G	LFP816FN	33120
<b>BF5815</b>	EFF7917	FF5333	—	—	—
<b>BF5816</b>	—	—	—	—	—
<b>B2</b>	P172525	LF551A	PH8A	PH8A	51515
<b>B96</b>	P551670	LF670	PH3612	LFP670	51870
<b>B97</b>	P554206	LF703	PH3426	LFP4005SC	57604
<b>B134</b>	P550784	LF3344	PH3766	LFP784	51742
<b>B167</b>	P557207	LF3382	PH3306A	LFP54	51797
<b>BT261</b>	P555616	LF3316	PH39	PH675	51789
<b>B299</b>	—	LF3560	—	LFP6241	—
<b>BF587,-D</b>	P550587	FF5271	P5457	LFF8928	33373
<b>BF588</b>	P552603	FF5019	P3380	FP603	33338
<b>BF888</b>	P553855	FF5067	P1108	LFF4293	33336
<b>BF891</b>	—	—	P1107	LFP255F	—
<b>BF979</b>	P555627	FF5020	P1118	FP251F	33341
<b>BF984</b>	P552251	FF196	P9350	LFP250F	33239
<b>BF991</b>	P553854	FF5017	P1117	LFP143F	33339
<b>BF1345,-SP</b>	P550729	FS19547	PS7170	LFF3579	33232
<b>B7030</b>	P550367	LF3883	PH7138	LFP2285	51799
<b>B7039</b>	P550371	LF3630	PH3786	LFP2286	51734
<b>P7235</b>	P550528	LF16166	CH9549	LP2016	57311
<b>BD7250</b>	P550656	LF9025	PH9971	LFP9025	57744
<b>BD7252</b>	—	LF9035	—	LFP9035	57051
<b>BF7629</b>	P551318	FF5078	P8191	LFF3530	33403
<b>PF7755</b>	P550737	FS19729	—	L9729F	33657
<b>PF7779</b>	P550657	FS19684	CS9970	L9684F	33719
<b>B76*</b>	P553191	LF667	PH49A	LFP2216	51791
<b>BC110</b>	P550286	LF3416	P6697	LP2232	51417
<b>BF876</b>	P169097	FF171	P1110	LFP218F	33218
<b>BF877</b>	P550219	FF172	P1109	LFP219F	33219
<b>BF976</b>	P550431	FF222	P3431	LFP431F	33216
<b>BF1256</b>	P554472	FS19537	PS8128	LFF8472	33589
<b>BW5178</b>	P554860	WF2015	PR393	LFW4860	24428
<b>BW5179</b>	P554422	WF2022	PR3433	LFW4422	24429
<b>BC7173</b>	P550287	CS41005	P9302	LP2273	57117
<b>B7225</b>	—	LF3973	PH9376	LFP3236	—
<b>BC7228</b>	P552206	CS41010	—	LP3964	57706
<b>BC7242</b>	P552231	CS41011	P9520	LP3985	57703
<b>B7409</b>	—	—	—	—	—
<b>BF7656</b>	P554470	FF5381	P8049	LFF4470	33588
<b>BF7657</b>	P554471	FF5382	P8050	LFF4471	33587
<b>BF7773</b>	P554476	—	P9072	LFF3476	33644
<b>BF7814</b>	P550529	FF5507	P9626	LFF8059	33721



## Depend on Baldwin Filters

Protect your equipment with heavy-duty Baldwin filters. When it comes to coverage, Baldwin Filters provides the widest range of heavy-duty lube, air, fuel, coolant, hydraulic and transmission filters in the industry. Baldwin consistently manufactures filters designed to meet or exceed the quality, performance and supply requirements of original equipment and aftermarket customers.

\* Also Available in MPG (Maximum Performance Glass) or SS (Severe Service) Media for Use in Severe Environments.





## QUICK CROSS REFERENCE - POPULAR FILTER APPLICATIONS

Baldwin	Donaldson	Fleetguard	Fram	Luber-finer	Wix
P7188	P550761	LF16144	CH9260	LP8741	57215
P7192	P550453	LF3829	—	—	—
P7199	P550768	LF3827	—	LP8700	57214
P7230	P550769	LF16046	CH9558	LP5048	57213
PF7735	P550632	FF5380	C9262	L8701F	33634
PF7761	P550762	FF5405	C9559	L8994F	33628
PF7939	—	—	—	—	—
B7177	—	LF3937	PH8942	LFP3970	57182
BD7309	ELF7300	LF9009	HPH9500	LFP3000XL	57500
B76	P553191	LF3321	PH49A	LFP3191	51791
B76-SS	P167404	LF3379	HPH49A	—	51788
B975	P554017	LF4017	PH2829	LFP2234	51803
BF988	P553004	FF5074	P4102A	FP585F	33358
BW5141	P552096	WF2096	—	LFW5141	24196
B7577	P550777	LF3635	P3555A	LFP8643	51749
BF7644	P550372	FF5272	P5694	LFF3584	33690
BF7653	—	—	—	—	—
B7685	P550425	LF3654	P9407	LFP8642	51660
BF7814	P550529	FF5507	P9626	LFF8059	33721
C750-E,-L	P550750	LF750B	C175E	2122-1	51750
P7500	P550751	LF750S	C175AP	L750P	51753
B7577	P550777	LF777	P3555A	LFP777B	51749
PA1637-FN †	P181000	AF351K	CAK259	LAF241HD	42124
PA1681-FN †	P181054	AF409K	CAK258	LAF1246	42126
PA2312 †	P181007	AF853	CA1581	LAF7797	42966
PA2317 †	P181008	AF852	CA595	LAF6918	42961
PA2333 †	P181099	AF872	CA592	LAF8047	42960
PA2357 †	P128299	AF865	CA596	LAF6880	42661
PA2425 †	P181014	AF886	CA1574	LAF6300	42776
PA2525 †	P181015	AF982	CA1599	LAF9544	42491
PA2608 †	P181186	—	CA6918	LAF2608	46868
PA2642 †	P181189	—	CA5042	LAF8727	46350
PA2660	P150694	AF1846	CA3913	LAF694	46876
PA2680	P150695	AF1969	CA6512	LAF695	46882
PA2705	P153551	AF1968	CA3750	LAF3551	46883
PA2729	P521598	AF4664	CA6926	LAF1769	46844
PA2732	P522293	AF4588M	—	LAF1770	—
RS2863	P527484	AF4878	CA7139	LAF1878	46433
RS3501	P529494	AF25215	CA7139SY	LAF3585	46429
RS3516	P531026	AF25219	CA7727	LAF2536	46842
RS3517	P532966	AF25667	CA8193	LAF4498	46744
RS3518	P527682	AF25139M	CA7140	LAF1849	46556
RS3530	P533235	AF25033	CA7466	LAF1953	46745
RS3534	P534925	AF25248	CA8231	LAF3302	46863
RS3539	P534816	AF25247	CA8180	LAF4816	42971
RS3548	P533930	AF25359	CA8466	LAF3930	46664
RS3740	P540388	AF25435	CA8598	LAF5722	46772
RS3750	P549644	AF25598	CA9009	LAF5873	42455
RS3936	P540654	AF25687	CA8932	LAF8691	46353
RS4618	P544950	—	CA9870	LAF4618	46348
RS4634	EAF5114	AF25952M	CA9869	LAF5114MXM	42808
RS4636	P606503	AF25707	CA9346	LAF9099	46870
RS4642	P606720	AF26163M	CA9901	LAF9201	49126
RS4672	—	—	—	LAF2031	42824
CA4700	P607955	AF26154	CA10281	LAF3233	42809
RS4862	P613336	AF26103	—	LAF6663	49088
CA5368	P607965	—	—	—	42812

† Also Available in LL (Long Life) Version or Use in Severe Environments.

**We also have Cab Air Filters in Stock!**



Depend on  
**Baldwin Filters**  
Protect your equipment with heavy-duty Baldwin filters. When it comes to coverage, Baldwin Filters provides the widest range of heavy-duty lube, air, fuel, coolant, hydraulic and transmission filters in the industry. Baldwin consistently manufactures filters designed to meet or exceed the quality, performance and supply requirements of original equipment and aftermarket customers.





**WINDSHIELD WIPER BLADES**



Replace windshield wipers at least every six months. Fundamental driving safety is built on the driver's ability to see the road clearly. It is difficult to see impending hazards in time to react when vision is impaired.

To keep windshield wipers in good condition, use the following tips.

- Inspect windshield wipers every six months for wear and damage, and replace accordingly. A good rule of thumb is to replace at daylight saving time.
- Do not wait to replace worn and damaged wipers until the bad weather hits or visibility is so deteriorated that safety is compromised. Eyestrain from poor visibility can lead to driver fatigue and anxiety. A regular inspection schedule will help avoid potentially dangerous situations.
- Give your wiper blade rubber elements a quick cleaning when filling up with gas. After the windshield has been cleaned using the service center's washer solvent and squeegee, wipe down the rubber with a paper towel. Doing so removes any loose dirt and most road grime that can lead to streaking, smearing and hazing.



**The KwikConnect Installation System** is the easiest and most effective connection system in replacement wiper blades. It produces an audible "click" so you know that installation has been performed correctly.

The KwikConnect Installation System can be found on ANCO® AeroVantage, 31-Series, and winter wiper blades, and ANCO Contour Premium Profile Blades.

ANCO wiper blades fit 98 percent of passenger cars and light- and medium-duty trucks on the road right out of the box. Our easy-to-follow instructions make it possible for even the do-it-yourself novice to install the replacement blades in seconds.



**The 31-Series wiper blade in ANCO's line of** windshield wiper blades features a vented bridge and metal flexor for original equipment fit and function.

The blade features a DuraKlear™ rubber compound to provide a consistent, clean wipe. The patented rubber creates a razor-sharp wiping edge and features a natural, no-wax formula that offers protection from UV rays, ozone, air pollution and road grime.

Each blade also features the KwikConnect™ System that allows for easy installation and removal.

The	Part No.	Length	Trico #
<b>31-Series</b>	<b>31-14</b>	14"	30-140
	<b>31-16</b>	16"	30-160
	<b>31-18</b>	18"	30-180
	<b>31-19</b>	19"	30-190
	<b>31-20</b>	20"	30-200
	<b>31-21</b>	21"	30-210
<b>ANCO wiper blade</b>	<b>31-22</b>	22"	30-220
	<b>31-24</b>	24"	30-240





## WINDSHIELD WIPER BLADES

**ANCO winter blades** provide a super-strong, rugged rubber cover over a heavy-duty frame to prevent ice, snow and slush from freezing wiper joints or building up on the blade itself.



A heavy-gauge steel bridge resists abuse, and its extra-thick DuraKlear™ natural rubber wiping edge remains flexible in the coldest temperatures.

Our winter blades outperform all competitors in laboratory testing and are available in eight lengths.

Once the winter weather is over for the year, the blades' KwikConnect™ System allows for easy installation and removal, so return to normal blades is quick and effortless.



Part No.	Length	Trico #
<b>30-16</b>	16"	37-160
<b>30-18</b>	18"	37-180
<b>30-20</b>	20"	37-201
<b>30-22</b>	22"	37-220
<b>30-24</b>	24"	37-240

**ANCO 59-Series heavy duty winter blades** have a stainless steel frame reinforced by metal rivets for greater strength and a rubber cover prevents ice and snow buildup in the wiper superstructure. Saddle mounting style.

Part No.	Length	Trico #
<b>59-13</b>	13"	66-130
<b>59-15</b>	15"	66-150
<b>59-16</b>	16"	66-160
<b>59-18</b>	18"	66-180
<b>59-20</b>	20"	66-200

**ANCO's AeroVantage 91-Series** wiper blades are created with an aerodynamic design that maintains wipe at high speeds.

This high-performance wiper blade features a vented bridge and is engineered for today's sloping windshields and faster highway speeds. Its advanced DuraKlear-Plus™ wiper element provides a streak-free wipe. They include the KwikConnect™ System.

Part No.	Length	Trico #
<b>91-18</b>	18"	18-1
<b>91-20</b>	20"	20-1
<b>91-22</b>	22"	22-1



**ANCO Rainy Day wiper blades** have a natural rubber wiping edge for high conformance to windshield shape. Black steel backing.



Part No.	Length	Trico #
<b>RDB18</b>	18"	----
<b>RDB20</b>	20"	----
<b>RDB22</b>	22"	----
<b>RDB24</b>	24"	----

### ANCO Contour™ wiper blade: Profile style wiper blade.

Includes KwikConnect™. Unique spoiler provides superior blade-to-windshield contact for optimal viewing area. Exclusive wiper formulation resists the elements. One piece design resists corrosion and freezing for all season performance.

Part No.	Length	Trico #
<b>C18UB</b>	18"	16-180
<b>C20UB</b>	20"	16-200
<b>C22UB</b>	22"	16-220
<b>C24UB</b>	24"	16-220



### ANCO 51 Series "Ten-Edge" wiper blades for flat windshields.

"Ten Edge" blades are nonrefillable.

Part No.	Length	Trico #
<b>51-13</b>	13"	61-130
<b>51-15</b>	15"	61-150
<b>51-16</b>	16"	61-160
<b>51-18</b>	18"	61-180
<b>51-20</b>	20"	61-200



### ANCO 52 Series "Clear-Flex" wiper blades for Flat OR Curved windshields are heavy duty construction throughout.

Part No.	Length	Trico #
<b>52-14</b>	14"	63-140
<b>52-15</b>	15"	63-151
<b>52-16</b>	16"	63-160
<b>52-18</b>	18"	63-180
<b>52-20</b>	20"	63-200





**SHOP EQUIPMENT - AMERICAN FORGE & FOUNDRY - DOLLIES AND JACKS**

**Dual Wheel Dolly. 1500 Pound Capacity.**

Allows for easy removal and transport of dual wheel and tire and assemblies. Designed to provide extra low position for easy installation and removal.

- Leveling screw provides infinite tilt adjustment.
- 4 ton hydraulic jack provides a full 7<sup>3</sup>/<sub>4</sub>" lift.
- 6' chain included to hold wheel assembly in place
- Large swivel casters for easy maneuverability.

**Part No. 3577**



**Bottle Jacks**

Designed for horizontal or vertical use. Heat treated piston for maximum strength. Centered pump and ram for balance and easy positioning.



Ton	Low Capacity	High Hgt.	Low Hgt.	High Lift	Base Screw	Dimension
3512	12	8 <sup>1</sup> / <sub>2</sub> "	17"	5 <sup>3</sup> / <sub>4</sub> "	2 <sup>3</sup> / <sub>4</sub> "	5 <sup>1</sup> / <sub>2</sub> " x 5 <sup>1</sup> / <sub>4</sub> "
3520	20	9 <sup>5</sup> / <sub>8</sub> "	18 <sup>1</sup> / <sub>4</sub> "	6 <sup>3</sup> / <sub>8</sub> "	2 <sup>1</sup> / <sub>4</sub> "	6 <sup>3</sup> / <sub>4</sub> " x 6 <sup>1</sup> / <sub>4</sub> "

3306 / 3312

3314



**Garage Stands**

- Safety ratchet design prevents lowering of stand when load is on saddle.
- Exceeds ANSI standards for performance and Safety

Part No.	Sold	Capacity (Each)	Low Hgt.	High Hgt.	Base Dim.	Type
3306	Pair	6 Ton	15 <sup>1</sup> / <sub>2</sub> "	23 <sup>3</sup> / <sub>4</sub> "	9" x 10 <sup>1</sup> / <sub>2</sub> "	Ratchet
3312	Pair	12 Ton	17 <sup>3</sup> / <sub>4</sub> "	28 <sup>1</sup> / <sub>2</sub> "	12" x 10 <sup>3</sup> / <sub>4</sub> "	Ratchet
3314	Each	20 Ton	12"	20"	10" x 10"	Pin

**Air-Hydraulic Service Jack 22 Ton Capacity.**

For heavy duty use in repairing trucks, buses, trailers and other heavy equipment.

- Heat treated cylinder wall and chromed piston give added stability, longer jack life.
- Alloy steel lifting mechanism for added durability and operator safety.
- Lifts between 8-3/4" to 23"
- In-line filter to protect air motor from contaminants
- Extension kit included with 3/4", 2-3/4" and 4"
- Large 7-3/4" rear wheels for easy positioning
- Automatic in-line oiler to lubricate air motor.

**Part No. 565E**



**Super Single Wheel Dolly**

- Easily handles new super wide tires that are becoming prevalent in the trucking industry.
- Provides technician with the leverage needed to handle the removal and installation of large tires
- Heavy duty tubular steel construction
- 26" wide carriage handles tire diameters 36"- 48"
- 450 lb. capacity. • Ship weight 25 lbs.

**Part No. 3591**





## SHOP EQUIPMENT - DRILL BITS

Heavy Duty Shank; 135 degree; Split Point; Black/Gold Finish.  
Super High Speed Steel. Premium Grade. M7 molybdenum.  
**HDS = Round Shank / HDJ = 3 Flat Shank.** Sorted by size.



### HDS Series - Round Shank

Part Number	Size	Pack Qty
HDS1/16	1/16"	12
HDS5/64	5/64"	12
HDS3/32	3/32"	12
HDS7/64	7/64"	12
HDS1/8	1/8"	12
HDS9/64	9/64"	12
HDS5/32	5/32"	12
HDS11/64	11/64"	12
HDS3/16	3/16"	12
HDS10	#10	12
HDS13/64	13/64"	12
HDS7/32	7/32"	12
HDS15/64	15/64"	12
HDS1/4	1/4"	12
HDS17/64	17/64"	12
HDS9/32	9/32"	12
HDS19/64	19/64"	12
HDS5/16	5/16"	12
HDS21/64	21/64"	6
HDS11/32	11/32"	6
HDS23/64	23/64"	6
HDS3/8	3/8"	6
HDS25/64	25/64"	6
HDS13/32	13/32"	6
HDS27/64	27/64"	6
HDS7/16	7/16"	6
HDS29/64	29/64"	6
HDS15/32	15/32"	6
HDS31/64	31/64"	6
HDS1/2	1/2"	6

### HDJ Series - Flat Shank

Part Number	Size	Pack Qty
HDJ3/16	3/16"	12
HDJ13/64	13/64"	12
HDJ7/32	7/32"	12
HDJ1/4	1/4"	12
HDJ17/64	17/64"	12
HDJ9/32	9/32"	12
HDJ5/16	5/16"	12
HDJ3/8	3/8"	6
HDJ25/64	25/64"	6
HDJ1/2	1/2"	6

### Drill Bit Set:

HDJ Bits  
In /64's. 4/64"-32/64".  
29 Piece. Metal Box.  
**Part No. BBML74290**



### Drill Bit Set:

HDJ Bits  
In /32's. 2/32"-16/32".  
15 Piece. Metal Box.  
**Part No. BBML74293**







## SHOP EQUIPMENT - SHOP TOWELS AND GOJO

**SCOTT® BRAND** shop towels are ideal for your toughest shop clean-up tasks. Keep them in your garage, or on the job for a quick and easy solution to any mess. These strong, absorbent towels are great for wiping hands, tools and cleaning up grease, oil, grime, and fluids.

- Ideal for changing oil, refilling fluids and general automotive maintenance
- Super strong - works when wet!
- Easily absorbs liquids, oils, and grease
- POP-UP Box with built-in handle allows you to take the box on the job while keeping rags clean.



200 sheets per roll,  
1 roll per box.  
White, lint free.  
1 ply 10" x 13" sheets.  
**Part No. 1015260**



55 blue shop towels per roll,  
10.4" x 11" sheet size.  
**Part No. 1015130**



200 blue shop towels per box,  
10" x 13" sheet size.  
**Part No. 1015190**



### Natural Orange Pumice With Aloe and Lanolin

Thoroughly and safely cleans  
adhesive, asphalt, cement, grease,  
grime, paint, tar, and more.  
One Gallon Jug, 2 per carton  
**Part No. 0955-02**



### Original Formula

Fortified with Lanolin.  
Cleans with or without water.  
4.5 lb. container  
**Part No. 1115-06**



### Fine Italian Pumice

No. 1 choice of mechanics.  
4 lb. 4 oz. container  
**Part No. 1135-06**



### Heavy Duty hand Cleaning Towels in a Bucket!

- 130 Premoistened 9" x 10" towels
- Quickly removes grease, grime, oil  
without irritation.

**Part No. 6298-04**



### Gojo Supro Max Hand Cleaner

2000 ml. refill 4 per carton.  
Fits Gojo Pro 2000 dispenser.  
**Part No. 7272-04**  
**Part No. 7282-04 (Cherry)**

Also available in a half gallon  
pump bottle.





## MERITOR TIE ROD ENDS

Polished, full ball design for medium and heavy-duty applications provides full bearing contact ensuring a superior range of motion. Grease passages allow consistent lubrication.

PART NO.	DESCRIPTION
<b>R230068</b>	ES423L (interchange E4614)
<b>R230069</b>	ES423R (interchange E4615)
<b>R230072</b>	ES2090L (interchange E4628)
<b>R230073</b>	ES2091R (interchange E4629)
<b>R230139</b>	Roadside (interchange E-10137)
<b>R230140</b>	Curbside (interchange E-10138)



## HORTON FAN CLUTCH PARTS

**Horton® Fan clutch parts, available from your source for heavy duty parts.**

With 60 years of industry experience, commitment to service, reliability, innovation and the environment, Horton is a premium provider of engine cooling solutions worldwide. The company manufactures and markets fan drives, fans and related components in OEM applications and aftermarket segments globally to the following industries:

- Heavy-, medium- and light-duty truck.
- Bus. - Motor coach/RV.
- Off-highway.
- Industrial (compressors, gen. sets, refrigeration units, etc.)



## STEMCO KAISER KING PIN KITS

King Pin Kits, that outperform, outlast and are simpler to install than traditional components. Quality long-life pins and bushings for king pin and suspension applications.

### PLUS KITS

Part No.	Description
<b>70.103.19</b>	Plus Kit, 1.359x7.97, K103S, 8K.
<b>70.120.05</b>	Plus Kit, 1.625x9.19, K121E, 12K.
<b>70.120.09</b>	Plus Kit, 1.921X9.87, K120I, 12K.
<b>70.122.05</b>	Plus Kit, 1.794X9.05, K122E, 10-13K.
<b>70.147.05</b>	Plus Kit, 1.872X9.05, K147E, 10-14K.
<b>70.961.12</b>	Plus Kit, 1.794X10.40, K961L, 10-12K.
<b>70.981.18</b>	Plus Kit, 1.794X8.87, K981R, 12K.



The STEMCO Kaiser™ PLUS Kit™ is the most economical way to do your king pin job.

You will get a great fit every time you use a PLUS Kit™.

- Pre-sized Bronze Bushings
- No Need to buy Reamers
- Fit as Good as "Reamed"
- Install Faster than Reaming
- Least Expensive King Pin Installation



### QWIK KITS

Part No.	Description
<b>K120E</b>	Qwik Kit, 1.625 X 9.19, 12K.
<b>K122E</b>	Qwik Kit, 1.794 X 9.05, 10-13K.
<b>K147E</b>	Qwik Kit, 1.872 X 9.05, 10-14K.
<b>K961L</b>	Qwik Kit, 1.794 X 10.40, 10-12K.
<b>K981R</b>	Qwik Kit, 1.794 X 8.87, 12K.



The STEMCO Kaiser™ Qwik Kit™ is easy to install, easy to maintain, and gives you three to four times the life of conventional bronze or nylon kits.

- 300% More Grease
- Grooved Pin Allows Grease To Lubricate Bearing
- Drive Past Your Next 3 King Pin Jobs
- Install in Half The Time with Half The Effort
- No Ream Installation





**TRUCK MATTRESSES**

### Truck Mattresses

Designs International Inc. manufactures high quality, comfortable mattresses specially designed to suit truck and RV needs with over a decade of experience in the mattress industry.

All mattresses are made with a high density polyurethane foam. This allows for a more comfortable and restful sleep as it conforms to each individual.

All mattresses are manufactured in the U.S.A to the highest quality and standards. Mattresses are compatible with all truck makes and models, and are specially rolled and packaged to accommodate easy storage, portability, and installation. Once the mattress is unrolled it will expand to its full size and thickness, fitting perfectly into any bed.

### Part No. 38x80

38" WIDE X 80" LONG

### Part No. 42x80

42" WIDE X 80" LONG



**WORK GLOVES**

**Brown Jersey Glove,  
9 ounce.  
Part No. GL-01**



**Latex powdered glove  
Large  
Part No. GL-15L  
Extra Large  
Part No. GL-15XL**



**Brown Jersey Glove,  
9 ounce, with grip dots.  
Part No. GL-05**



**Nitrile powdered glove.  
Large  
Part No. GL-16L  
Extra Large  
Part No. GL-16XL**



**Premium Split  
Leather Glove.  
Part No. GL-06**



**Nitrile powder free glove  
Large  
Part No. GL-16L - PF  
Extra Large  
Part No. GL-16XL - PF**



## ROAD GEAR TOOL BOXES AND CAB GUARDS

**Road Gear tool boxes** are constructed of durable light-weight aluminum. All are standard with stainless steel locking T-handles and are available in single or double doors with piano style door hinges. Fabricated one-piece door frame and automotive type seal assure weather tight fit. Smooth and tread plate available.

**Road Gear offers top-quality aluminum racks (cabguards)** that are tested by an independent engineering firm. Designed to last, while maintaining their original appearance.

PART NO.	DESCRIPTION
68000903	Tool Box mounting brackets, 24" high, 24" deep, triangle
68000905	Chain rack with locking cover, accessory for Cabguard. 21.25"
68100004	Tool Box, 24x24x36, single door, polished
68100005	Tool Box, 24x24x48, single door, polished
68100006	Tool Box, 24x24x60, single door, polished
68100024	Tool Box, 24x24x60, double door, polished
68200100	17" U-bolt mounting kit for Cabguard
68200102	21" U-bolt mounting kit for Cabguard
68220014	Cabguard 68x70 2-racks,1-tray and jail bar window
68230008	Cabguard 68x76 2-racks,1-tray
68230014	Cabguard 68x76 2-racks,1-tray and jail bar window
68200008	Cabguard 68x86 2-racks,1-tray
69000913	Tire chain carrier, frame mounted, 18", with threaded plate cover



**ROAD GEAR**  
Truck Equipment, LLC



## BUYERS PRODUCTS TOOL BOXES AND HOOD CATCH

Established in 1946 as a distributor of truck and trailer components, **Buyers Products** has grown to become a leading manufacturer of products for the mobile equipment industry.

PART NO.	DESCRIPTION
03020	Hood catch, 6" rubber, heavy duty, includes brackets and pins
WJ201A	Hood catch, 4-7/8" rubber, with bracket
WJ206	Hood catch, 6" rubber, heavy duty, includes brackets and pins
1701006	Mounting bracket, universal, 18"x18"
1702300	Tool Box, 18x18x24, single door, black steel, stainless steel T-handle
1702303	Tool Box, 18x18x30, single door, black steel, stainless steel T-handle
1702305	Tool Box, 18x18x36, single door, black steel, stainless steel T-handle
1703305	Tool Box, 14x16x36, single door, black steel, stainless steel T-handle
1704305	Tool Box, 24x24x36, single door, black steel, stainless steel T-handle
1705105	Tool Box, 18x18x36, single door, aluminum, stainless steel T-handle
TGL3410	Steel dump tailgate latch assembly, with forged bracket and clevis
TGL3410ST	Steel dump tailgate latch assembly, with aluminum bracket and clevis



**Buyers**  
PRODUCTS COMPANY



## Part Number Index

0001-08.....235	0086-00.....235	023-105-09.....42	033-00870.....595	0636-01.....237
0001-14.....235	0086-00.....237	023-106-09.....42	033-03404.....595	0636-03.....232
002-161-22.....50	0088-00.....235	027-009-00.....44	033-04259.....555	0650-00.....232
003-042-00.....45	0088-00.....237	027-050-00.....44	033-04263.....555	0650-00.....237
003-043-00.....45	009-002-00.....50	028382.....53	033-04992.....595	065104.....19
0045-00.....235	0090100.....51	028462.....53	033-04993.....595	065125.....19
0045-00.....237	009-027-01.....43	029-028-01.....43	033-052-01.....50	065206.....19
0046-20.....235	009-044-01.....43	03020.....634	033-08001.....593	065225.....5
005-004-00.....50	0091065.....51	03025-12.....477	033-08002.....593	065225PG.....5
005-008-00.....50	010-003-00.....41	031-00123.....595	034-00426.....595	065226.....5
005-023-00.....50	010-010-00.....41	031-00125.....595	034-00433.....595	065227.....5
005-027-00.....50	010-019-00.....41	031-00133.....595	034-00731.....596	065228.....5
005-057-00.....50	010-036-00.....41	031-00135.....595	034-00732.....596	065228RX.....5
005-059-00.....50	010-040-00.....41	031-00233.....596	034-01312.....598	065243.....5
005-071-00.....50	010-051-02.....41	031-00233.....597	034-01314.....598	065303.....19
005079.....276	010-056-00.....41	031-00234.....597	034-01320.....598	065437.....17
005-101-55.....50	010-060-00.....41	031-00235.....597	034-01321.....598	065476.....19
005-259-05.....41	010-063-00.....41	031-00242.....597	034-01352.....598	065499.....5
006-005-00.....50	01025-12.....477	031-00400.....596	034-01353.....598	065605.....5
006-010-00.....50	01050-02.....477	031-00402.....596	034-01366.....598	065612.....7
006-017-00.....50	01055-01.....477	031-00406.....596	034-01368.....598	065613.....7
006-026-00.....50	01080-06.....477	031-00541.....597	034-01520.....598	065624.....7
006-053-00.....50	011-017-00.....45	031-00542.....597	034-01521.....598	065624PG.....7
006-058-00.....50	011-018-00.....45	031-00747.....596	034-02190.....598	065624PG.....8
006-080-00.....50	011-021-00.....45	031-00823.....598	034-02194.....598	065647.....5
006-092-01.....50	011-054-00.....45	031-00883.....597	034-02533.....599	065650.....5
006-109-00.....50	011-074-00.....45	031-00886.....597	034-188-03.....92	065651.....5
006-113-00.....50	012-001-00.....45	031-00896.....595	034-188-06.....92	065652.....5
006-176-00.....50	012-002-00.....45	031-00924.....596	034-189-03.....92	065661.....14
006-190-00.....50	012-040-00.....45	031-01070.....596	034-189-06.....92	065706.....11
006-191-00.....50	012-051-00.....45	031-01071.....596	03850-02.....477	06969000L.....276
007-001-01.....41	013-122-02.....45	031-01074.....596	0400-01.....235	072-027-00.....41
007-003-00.....41	014-077-00.....45	031-01250.....597	0400-01.....237	072-032-00.....41
007-017-00.....41	015-002-00.....50	031-01253.....597	0400-02.....235	072-042-00.....41
007-115-00.....50	018-011-01.....45	031-01254.....597	0400-02.....237	072-073-00.....41
007-122-00.....50	018-012-01.....45	031-01257.....597	0401-00.....237	0741-01.....237
007-126-00.....50	018173.....53	031-01520.....598	040-164-01.....43	0798001.....232
007-132-00.....50	021-00050.....360	031-01521.....598	0402-01.....235	08-02.....603
007-244-00.....50	021-00051.....360	031-01639.....598	0402-02.....235	08025-12.....477
007-262-00.....50	021-00053.....360	031-01661.....597	0402-02.....237	08080-06.....477
0075-20.....233	021-001-00.....43	031-01662.....597	040-321-01.....43	0837601.....208
0075-20.....237	021-003-00.....43	031-01664.....597	040-322-01.....43	0850-00.....232
0079-01.....208	021-039-00.....43	031-01675.....595	040X103.....369	0850-00.....237
0079-02.....208	021-041-00.....43	031-01676.....595	043-004-00.....44	085-001-00.....43
008-174-05.....41	021-042-00.....43	031-01677.....595	04KN-100.....321	08595-01.....232
008-201-09.....41	021-043-00.....43	031-01678.....595	050X49X110BLK-PVC, 411	08595-01.....238
008-214-05.....41	022-00039.....353	032195.....249	050X49X110PCR3, 411	0867701.....234
008-219-04.....41	022-00577.....360	032216.....11	050X49X110WH.... 411	0867701.....237
008-219-13.....41	022-01035.....355	032218.....11	050X49X110WHLP .. 411	0867701.....238
008-247-05.....41	022-01040.....355	033-00053.....593	050X49X120WH.... 411	08757-01.....232
008-248-05.....41	022-01041.....355	033-00270.....595	050X49X144WH.... 411	08914-01.....235
008-285-10.....41	022-01046.....356	033-00272.....595	058-008-00.....41	09016-09.....477
008-288-03.....41	022-01058.....353	033-00864.....595	058118.....490	091072.....494
0084-00.....235	022-01081.....356	033-00865.....595	058128.....490	091073.....494
0084-00.....237	022-01404.....358	033-00868.....595	0636-01.....232	091074.....494



## Part Number Index

091075.....	494	10096.....	589	1010159.....	353	1010334.....	140	1010382.....	360
091173.....	494	1010024.....	136	1010160.....	356	1010334.....	146	1010383.....	360
091175.....	494	1010028.....	136	1010162.....	358	1010335.....	144	1010384.....	360
091177.....	494	1010029.....	136	1010163.....	354	1010335.....	146	1010403.....	132
091180.....	494	1010030.....	136	1010164.....	359	1010336.....	141	1010404.....	132
091181.....	494	1010031.....	136	1010164.....	457	1010336.....	146	1010447.....	56
091182.....	494	1010032.....	136	1010165.....	357	1010337.....	141	1010448.....	56
091183.....	494	1010033.....	137	1010166.....	356	1010337.....	146	1010449.....	56
091184.....	494	1010035.....	136	1010167.....	354	1010338.....	143	1010450.....	56
091231.....	494	1010053.....	477	1010168.....	353	1010338.....	146	1010451.....	56
091305.....	494	1010054.....	477	1010169.....	354	1010339.....	143	1010452.....	56
091306.....	494	1010055.....	477	1010170.....	356	1010339.....	146	1010453BX.....	56
091307.....	494	1010056.....	477	1010171.....	357	1010340.....	140	1010456.....	56
091308.....	494	1010060.....	477	1010172.....	353	1010340.....	146	1010457BX.....	56
091309.....	494	1010061.....	477	1010174.....	392	1010341.....	142	1010459.....	56
0913901.....	238	1010067.....	580	1010176.....	357	1010341.....	146	1010460.....	56
09225-06.....	477	1010080.....	591	1010178.....	357	1010342.....	142	1010463.....	56
09280-06.....	477	1010083.....	347	1010180.....	602	1010342.....	146	1010500.....	583
0955-02.....	631	1010103.....	592	1010181.....	313	1010343.....	145	1010501.....	583
0972901.....	235	1010107.....	588	1010183.....	356	1010343.....	146	1010547.....	59
0972901.....	237	1010109.....	603	1010185.....	482	1010344.....	141	1010800.....	61
0972901.....	238	1010110.....	603	1010186.....	482	1010344.....	146	1010801.....	61
0973001.....	232	1010112.....	373	1010187.....	482	1010345.....	143	1010802.....	61
0973001.....	238	1010115.....	592	1010188.....	482	1010345.....	146	1010803.....	61
09832-01.....	238	1010116.....	592	1010194.....	485	1010346.....	142	1010804.....	61
1/2X4X10WH-MFA.....	346	1010120.....	136	1010195.....	485	1010346.....	146	1010950.....	189
1/4X1.....	373	1010121.....	136	1010196.....	485	1010347.....	140	1010951.....	189
1/4X1-1/2.....	373	1010125.....	174	1010197.....	485	1010347.....	146	1011038.....	407
1/4X2.....	373	1010126.....	485	1010215.....	602	1010348.....	140	1011038.....	603
1/4X3/4.....	373	1010126-500.....	485	1010216.....	602	1010348.....	146	1011039.....	409
1/4X4X10WH-MFA.....	346	1010132.....	526	1010218.....	602	1010349.....	145	1011048.....	603
1000108.....	588	1010135.....	356	1010219.....	602	1010349.....	146	1011051.....	59
10001198.....	157	1010136.....	359	1010220.....	602	1010350.....	142	1011058.....	603
100012.....	499	1010136.....	457	1010248.....	364	1010350.....	146	1011068.....	603
10-0014-101.....	157	1010137.....	358	1010323.....	365	1010351.....	142	1011078.....	603
1000-5A.....	21	1010138.....	359	1010324.....	143	1010351.....	146	1011120.....	138
1001130.....	59	1010138.....	457	1010324.....	146	1010352.....	144	1011122.....	138
100122.....	27	1010139.....	357	1010325.....	143	1010352.....	146	1011123.....	138
100123.....	27	1010142.....	357	1010325.....	146	1010353.....	143	1011124.....	138
100124.....	27	1010143.....	356	1010326.....	143	1010353.....	146	1011125.....	138
100131.....	27	1010144.....	355	1010326.....	146	1010354.....	143	1011126.....	138
100136.....	27	1010145.....	354	1010327.....	140	1010354.....	146	101117B.....	136
100137.....	27	1010146.....	354	1010327.....	146	1010355.....	145	101117R.....	136
10013TW.....	183	1010147.....	358	1010328.....	140	1010355.....	146	1011217.....	314
10032.....	588	1010148.....	360	1010328.....	146	1010356.....	141	1011218.....	314
10033.....	588	1010149.....	360	1010329.....	143	1010356.....	146	1011219.....	314
1003301.....	235	1010149.....	461	1010329.....	146	1010357.....	145	1011221.....	314
10043.....	60	1010150.....	359	1010330.....	142	1010357.....	146	1011223.....	314
10052.....	589	1010150.....	457	1010330.....	146	1010358.....	145	1011223.....	463
10053.....	589	1010151.....	359	1010331.....	144	1010358.....	146	1011223-HD.....	314
10062.....	589	1010151.....	457	1010331.....	146	1010360.....	413	1011223-HD.....	463
10085.....	589	1010156.....	359	1010332.....	143	1010361.....	413	1011224.....	314
10088.....	589	1010156.....	457	1010332.....	146	1010380-2.....	360	1011225.....	314
10091.....	587	1010157.....	354	1010333.....	145	1010380-4.....	360	1011226.....	314
10092.....	587	1010158.....	353	1010333.....	146	1010381.....	360	1011227.....	314



**Part Number Index**

1011228.....314	1011941-FC20.....72	1013329.....188	1013809.....157	1014248GA.....336
1011229.....314	1011941-FC23.....72	1013331.....156	1013810.....157	1014249.....336
1011230.....314	1011944.....79	1013331.....188	1013811.....157	1014250.....336
1011231.....314	1011944-FC20.....72	1013333.....156	1013859.....347	1014250GA.....336
1011232.....314	1011944-FC23.....72	1013333.....188	1013860.....347	1014251.....336
1011232.....463	1011951.....79	1013334.....156	1013862.....347	1014251GA.....336
1011233.....315	1011951-FC20.....72	1013334.....188	1013863.....348	1014252.....336
1011235.....315	1011951-FC23.....72	1013335.....156	1013864.....348	1014252GA.....336
1011236.....316	1011953.....79	1013335.....188	1013865.....348	1014253.....336
1011237.....316	1011954.....79	1013336.....156	1013867.....348	1014253GA.....336
1011238.....316	1011978.....156	1013336.....188	1013868.....348	1014254.....336
1011239.....316	1012019.....126	1013337.....156	1013875.....347	1014254GA.....336
1011242.....315	1012039-1/2.....312	1013337.....188	1013878.....346	1014255.....336
1011243.....315	1012039-3/4.....312	1013338.....156	1013880.....348	1014255GA.....336
1011243.....463	1012039-5/8.....312	1013338.....188	1013881.....348	1014256.....336
1011244.....315	1012040.....365	1013339.....156	1013885.....346	1014256GA.....336
1011244.....463	1012110.....601	1013339.....188	1013887.....346	1014257.....336
1011245.....315	1012557.....554	1013340.....156	1013912.....305-307	1014259GA.....336
1011245.....463	1012558.....554	1013340.....188	1013916.....305-306	1014264.....603
1011247.....315	1012560.....555	1013418.....137	1013932.....305-306	1014264KIT.....210
1011248.....315	1012561.....555	1013423.....132	1013932-1.....463	1014265KIT.....210
1011249.....315	1012562.....555	1013425.....132	1013932-2.....463	1014266KIT.....210
1011310.....314	1012563.....555	1013474.....468	1013962.....305-306	1014267KIT.....210
1011310.....463	1012564.....555	1013475.....468	1013964.....305-306	1014268KIT.....210
10114-01.....232	1012565.....555	1013476.....468	1013984.....603	1014269KIT.....210
1011402.....137	1012566.....466	1013477.....468	1013985.....603	1014274KIT.....210
1011403.....137	1012566.....555	1013478.....468	1013992.....305,310	1014307-150.....132
1011410.....485	1012567.....555	1013479.....468	1013993..305,310-311	1014307-25.....132
1011410-500.....485	1012569.....555	1013492.....372	1013994..305,310-311	1014307-250.....132
1011424.....463	1012570.....555	1013492-100.....372	1013995..305,310-311	1014307-50.....132
1011440.....135	1012571.....555	1013493.....372	1013996..305,310-311	1014309KIT.....210
1011441.....135	1012572.....555	1013493-100.....372	1013997..305,310-311	1014310-25.....132
1011450.....135	1012573.....555	1013494.....372	1013998..305,310-311	1014310-250.....132
1011451.....135	1012574.....555	1013494-100.....372	1014044.....348	1014310-50.....132
1011452.....135	1012575.....555	1013495.....372	1014045.....348	1014310KIT.....210
1011455-KEY.....137	1012577.....555	1013495-100.....372	1014076.....348	1014341.....371
1011535.....364	1012578.....554	1013496.....372	1014080.....347	1014342-39.....370
1011536.....364	1012579.....554	1013496-100.....372	1014081.....347	1014342-52.....370
1011536-1.....364	1012589.....315	1013497.....372	1014088.....348	1014343-52.....370
1011541.....137	1012590.....315	1013497-100.....372	1014090.....348	1014344-52.....370
1011543.....137	1012591.....315	1013498.....372	1014123.....593	1014345.....371
1011544.....137	1012592.....315	1013498-50.....372	1014161.....605	1014348.....371
1011585.....372	1012594.....315	1013500.....372	1014162.....605	1014349.....371
1011590.....365	1012596.....315	1013500-50.....372	1014170.....605	1014350KIT.....210
1011655-ABS.....121	1012835.....589	1013502.....372	1014204.....602	1014352KIT.....210
1011657-ABS.....121	1013138.....459	1013502-50.....372	1014205.....602	1014353KIT.....210
1011658-ABS.....121	1013163.....520	1013543.....137	1014217.....603	1014355KIT.....210
1011861.....485	1013164.....597	1013544.....137	1014218.....365	1014356.....371
1011861-500.....485	1013167-2.....597	1013566.....315	1014218.....603	1014357.....371
1011900.....56	1013167KIT.....596	1013566.....463	1014245.....336	1014358KIT.....210
1011901.....56	1013169.....596	1013802.....157	1014245GA.....336	1014438.....315
1011902.....56	1013250.....493	1013803.....157	1014246.....336	1014439.....315
1011903.....56	1013303.....602	1013804.....157	1014246GA.....336	1014440.....315
1011915.....156	1013304.....602	1013805.....157	1014247.....336	1014441.....315
1011941.....79	1013329.....156	1013808.....157	1014248.....336	1014442.....315



## Part Number Index

1014444.....	315	1016155.....	460	1026118.....	344	1031512.....	490	104574.....	19
1014445.....	315	1018090.....	60	1026119.....	343	1031514.....	490	10459008.....	505
1014446.....	315	1018120.....	60	1026120.....	343	1031531.....	486	10459196.....	505
1014509.....	602	1018160.....	60	1026121.....	343	1031532.....	486	10459320.....	505
101450N.....	12	1018200.....	60	1026122.....	343	1031533.....	486	10461045.....	503
1014624.....	365	1018240.....	60	1026123.....	343	1031534.....	486	10461047.....	503
1014636.....	365	1018300.....	60	1026128.....	343	1031535.....	486	10461050.....	503
1014636.....	603	101900X.....	7	1026131.....	343	1031536.....	486	10461052.....	503
1014855.....	593	1019248.....	60	1026132.....	343	1031537.....	486	10461053.....	503
1014857.....	593	1019308.....	60	1026134.....	343	1031538.....	486	10461055.....	503
1014858.....	593	1020.....	587	1026136.....	343	1031539.....	486	10461075.....	503
1015130.....	631	10200ET.....	467	1026138.....	343	1031540.....	486	10461098.....	503
1015190.....	631	10200ET.....	488	1026139.....	343	1031541.....	486	10461170.....	503
1015260.....	631	10200ET.....	499	1026141.....	321	1031542.....	486	10461171.....	503
1015720.....	498	1020222.....	592	1026141.....	345	1031543.....	486	10461225.....	503
1015730.....	498	1024359.....	365	1026142.....	321	1031544.....	486	10461235.....	505
1016101.....	423	1025371.....	372	1026142.....	345	1031545.....	486	10461282.....	503
1016102.....	407	1025371-100.....	372	1026143.....	343	1031549.....	486	10461592.....	503
1016102.....	423	1025373.....	372	1026153.....	343	1031550.....	486	10461738.....	503
1016103.....	404	1025373-100.....	372	1026154.....	343	1032005.....	13	10461753.....	503
1016103.....	407	1025374.....	372	1026210.....	321	1032011.....	13	10465043.....	503
1016104.....	407	1025374-100.....	372	1026210.....	345	1032157.....	365	10521-00.....	231
1016104.....	423	1025900.....	412	102626N.....	19	1032157.....	603	1053532.....	244
1016105.....	424	1025901.....	412	1026390.....	343	1035-20.....	233	10562-00.....	231
1016106.....	404	1025902.....	412	1026393.....	343	1035-20.....	237	10562-00.....	235
1016106.....	407	1025903.....	412	1026431.....	343	1036120.....	56	105776.....	157
1016107.....	424	1025904.....	412	102657N.....	7	1036160.....	56	1059.....	560
1016108.....	404	1025905.....	412	1026840.....	343	1036200.....	56	1059065.....	408
1016108.....	423	1025906.....	412	1027001.....	343	1036240.....	56	1059610.....	408
1016111.....	456	1025907.....	412	1027087.....	344	1036241.....	60	1059610.....	467
1016113.....	456	1025908.....	412	1027096.....	344	1036242.....	60	1059611.....	467
1016115.....	456	1025909.....	412	1027115.....	344	1036243.....	60	105C-137.....	611
1016116.....	503	1025910.....	412	1027119.....	344	1036301.....	60	106113.....	15
1016117.....	456	1025911.....	412	1027207.....	344	1036302.....	60	106306.....	186
1016124.....	425	1025912.....	412	1027208.....	344	1036303.....	60	1063098.....	372
1016125.....	407	1025913.....	412	1027547.....	344	1036304.....	60	1063099.....	372
1016125.....	425	1025914.....	412	1027548.....	344	1036305.....	60	106319.....	186
1016126.....	457	1025915.....	412	1027577.....	344	1036450.....	60	106333.....	186
1016128.....	458	1025919.....	412	1027578.....	344	1036470.....	60	1063524.....	244
1016129.....	458	1025920.....	412	1027705.....	344	1036612.....	359	1063525.....	244
1016130.....	458	1025921.....	412	1027715.....	344	1036612.....	457	1063526.....	244
1016132.....	459	1025922.....	412	1027944.....	344	1037900.....	360	1063531.....	244
1016133.....	459	1025923.....	412	102802N.....	19	1037900-F.....	360	1063533.....	244
1016134.....	459	1025924.....	412	103009N.....	19	1037900-M.....	360	1063534.....	244
1016136.....	459	1025925.....	412	103010N.....	19	1037901-4-25.....	360	1063535.....	244
1016140.....	459	1025926.....	412	103028N.....	19	1037901-4-M.....	360	1063536.....	244
1016142.....	459	1025927.....	412	103081N.....	17	1037901-6-25.....	360	1063537.....	244
1016144.....	459	1025938.....	412	1031143.....	365	1037901-6-M.....	360	1063538.....	244
1016146.....	458	1025947.....	412	1031445.....	156	1037901-F.....	360	1064.....	351
1016148.....	459	1026075.....	370	1031503.....	490	1037902.....	360	1070401.....	244
1016150.....	460	1026080.....	370	1031504.....	490	1039113.....	351	107091-74B.....	611
1016151.....	460	1026085.....	370	1031505.....	490	1039113.....	458	107091-81B.....	611
1016152.....	462	1026102.....	343	1031506.....	490	10402720.....	572	107216.....	14
1016153.....	460	1026103.....	343	1031510.....	490	104200-1.....	611	107217.....	14
1016154.....	459	1026115.....	343	1031511.....	490	10421.....	592	107506X.....	2





## Part Number Index

107507X.....	2	1100417.....	469	1115-06.....	631	11-5400.....	139	1190289.....	593
107508X.....	2	1100419.....	469	11300.....	134	11-5401.....	139	1190290.....	593
107509X.....	2	1100800.....	469	11304.....	134	11-5402.....	139	1190291.....	593
107514X.....	2	1100825.....	469	11306.....	134	11546.....	137	1190293.....	593
107515N.....	3	1100843.....	469	11307.....	134	1157011.....	374	1190296.....	593
107516N.....	3	1100844.....	469	11312.....	137	1157013.....	401	1190297.....	593
1076733.....	509	1100845.....	469	11315.....	134	1157014.....	313	1190298.....	593
107695.....	6	1100846.....	469	11-3150.....	139	1157015.....	374	1190299.....	593
10775-00.....	231	1100848.....	469	11-3170.....	139	1157016.....	374	1190299-SP.....	593
107794PGX.....	6	1100849.....	469	11-3180.....	139	1157018.....	315	11903.....	134
107794PGX.....	8	1100850.....	469	113209.....	6	1157019.....	593	1190300.....	593
107794X.....	6	1100851.....	469	1133007.....	59	1157019.....	594	1190300-SP.....	593
107796.....	6	1100852.....	469	11-3380.....	139	1157023.....	374	1190301.....	593
107796PG.....	6	1100854.....	469	1133849.....	156	1157024.....	374	1190301-SP.....	593
107796PG.....	8	1100856.....	469	11-3390.....	139	1157030.....	374	1190337.....	352
107799.....	6	1100857.....	469	1133915.....	156	1157031.....	374	1190338.....	352
107800N.....	6	1100865.....	467	11-3400.....	139	1157033.....	374	1190374-100.....	583
108050-59AM.....	611	1100866.....	467	1135-06.....	631	1157034.....	374	1190374-101.....	583
108050-74AM.....	611	1100900.....	467	1135919.....	583	1157039.....	374	11904.....	134
108925-20AM.....	611	1100901.....	467	1135920.....	583	11601.....	132	1190400.....	593
108925-25AM.....	611	1100902.....	467	1135921.....	583	11603.....	132	1190401.....	593
108925-82AM.....	611	110139.....	21	1135922.....	583	11642-09.....	220	1190402.....	593
10910-01.....	236	110170.....	18	1135923.....	583	11642-10.....	220	1190404.....	593
1094755.....	485	110171.....	18	1135924.....	583	1164250-MC.....	368	1190405.....	593
1094755-500.....	485	110191.....	18	11400.....	137	1164500-MC.....	368	1190406.....	593
109477X.....	7	110197.....	21	11410-00.....	222	1164512.....	369	1190407.....	593
109478X.....	7	110200.....	21	11410-02.....	222	1164517.....	369	1190409.....	593
109493PGX.....	7	110200X.....	21	11412-04.....	222	1164519.....	414	1190410.....	593
109493X.....	7	110257.....	11	11412-16.....	222	1164524.....	369	1190417.....	593
109494.....	7	110257.....	18	11414-00.....	222	1164530.....	369	1190418.....	593
109495.....	7	110315.....	18	11421-01.....	222	1164531.....	368	1190420.....	593
109495.....	8	110338X.....	21	11440.....	135	1164532.....	368	1190421.....	593
109496.....	7	110360.....	21	11441.....	135	1164535.....	368	11905.....	134
109498.....	7	110380.....	21	11444.....	135	1165075.....	368	1190540.....	316
109578.....	6	110380X.....	21	11445.....	135	1165100-TR.....	368	1190541.....	316
109579.....	6	110410.....	21	11451M.....	135	1165250-TR.....	368	1190545.....	316
1096732.....	509	11041-06.....	498	11452M.....	135	11-720.....	498	1190550.....	604
109685X.....	5	110415.....	21	1147900.....	583	11801.....	134	1190554.....	315
109687X.....	5	11042-05.....	498	1147904.....	583	11802.....	134	1190554.....	463
109688X.....	5	110470.....	21	11489.....	135	11804.....	134	11906.....	134
109689X.....	5	110475.....	21	11490.....	135	11805.....	134	1190620.....	321
109690X.....	5	110500.....	18	1149545.....	604	11-8112.....	133	1190653.....	330
109691X.....	5	110501.....	18	1149546.....	604	11-8115.....	133	1190653.....	343
109871N.....	6	110515.....	18	1149547.....	604	11812.....	134	1190654.....	344
109871N.....	7	1105449.....	365	1149548.....	604	11813.....	134	1190656.....	315
109871N.....	8	1105450.....	365	1149549.....	604	11-833P.....	498	1190660.....	416
109993.....	7	110-555JHO.....	505	1149550.....	604	11900.....	134	1190664.....	344
109995.....	7	110-555PHO.....	505	1149551.....	604	1190043.....	314	11908.....	134
11/4X312.....	371	110570.....	21	1-15-1632.....	374	1190043.....	463	11912.....	134
11/4X4X110.W-AAR.....	346	110570X.....	21	1153666.....	359	11901.....	134	11913.....	134
11/4X624.....	371	110580.....	18	1153666.....	457	1190161.....	469	1-1922.....	487
11/8X312.....	371	110591.....	248	1153667.....	359	1190162.....	469	1-1923.....	487
11/8X624.....	371	110700.....	18	1153667.....	457	1190163.....	469	1-1924.....	487
1100415.....	469	110800.....	18	1153668.....	359	1190168.....	469	1-1926.....	487
1100416.....	469	1114610.....	352	1153668.....	457	11902.....	134	1-1933.....	487



## Part Number Index

1-1934.....	487	12501.....	15	1310470.....	439	1310573.....	436	1410035.....	623
1-1935.....	487	12509.....	15	1310471.....	434	1310574.....	440	1410035-120.....	623
1-1936.....	487	12-600.....	137	1310472.....	434	1310575.....	440	1410035-24.....	623
1-1961.....	487	126CT.....	605	1310473.....	449	1310576.....	445	1410040.....	623
1-1962.....	487	12-700.....	498	1310475.....	434	1310578.....	445	1410040-120.....	623
1-1963.....	487	12-702P.....	498	1310476.....	441	1310579.....	446	1410040-18.....	623
11M034.....	60	12-703P.....	498	1310477.....	439	1310580.....	446	1410040-24.....	623
1200038.....	288	12-706.....	498	1310479.....	442	1310581.....	430	1410040-36.....	623
1200039.....	288	12-707.....	498	1310480.....	439	1310581.....	453	1410050.....	623
12-006.....	135	12713-09.....	220	1310480.....	442	1310582.....	454	1410050-120.....	623
12-008.....	135	12713-09.....	221	1310483.....	434	1310583.....	454	1410050-18.....	623
12-010.....	135	12713-17.....	220	1310484.....	427	1310584.....	436	1410050-24.....	623
12-0164.....	136	12713-17.....	221	1310489.....	451	1310585.....	436	1410050-36.....	623
1208943.....	352	12715-01.....	222	1310491.....	442	1310586.....	428	1410130-120.....	623
12103.....	28	12716-01.....	222	1310492.....	427	1310587.....	449	1410130-24.....	623
12103.....	129	127200.....	611	1310493.....	451	1310588.....	449	1410135-120.....	623
1210300.....	479	127200.....	611	1310494.....	451	1310590.....	446	1410135-36.....	623
1210303.....	479	127740.....	611	1310496.....	452	1310594.....	428	1410140.....	623
1210304.....	479	127760.....	611	1310497.....	452	1310595.....	428	1410140-12.....	623
1210306.....	479	12779-01.....	222	1310498.....	435	1310596.....	437	1410140-120.....	623
1210307.....	479	12818-01.....	222	1310505.....	427	1310598.....	450	1410140-18.....	623
1210311.....	479	128C-20.....	611	1310506.....	427	1310599.....	450	1410140-24.....	623
1210320.....	479	129.....	557	1310507.....	447	1310600.....	461	1410140-36.....	623
1210326.....	479	129DH.....	557	1310508.....	435	1310601.....	461	1410150.....	623
1210340.....	479	129-Z.....	557	1310508.....	447	1310602.....	461	1410150-12.....	623
1210344.....	479	13/8X312.....	371	1310509.....	443	1310603.....	461	1410150-120.....	623
1210363.....	479	13/8X624.....	371	1310510.....	443	1310606.....	450	1410150-18.....	623
12104.....	28	1302440.....	151	1310517.....	439	1310607.....	437	1410150-24.....	623
12104.....	129	1302457.....	151	1310517.....	443	1310608.....	437	1410150-36.....	623
12105.....	28	1302467.....	151	1310518.....	439	1310609.....	429	1410240.....	622
12116.....	28	1302884.....	151	1310518.....	443	1310610.....	429	1410250.....	622
12116.....	127	1310356.....	384	1310522.....	439	1310611.....	429	1410330.....	622
12-1169.....	135	1310357.....	384	1310525.....	462	1310612.....	438	1410335.....	622
12-1189.....	135	1310363.....	384	1310526.....	462	1310612.....	440	1410340.....	622
12-136.....	135	1310364.....	384	1310545.....	440	1310613.....	438	1410350.....	622
12-138.....	135	1310365.....	384	1310545.....	444	1310613.....	440	1410430.....	622
1214264KIT.....	210	1310420.....	426	1310546.....	440	1310614.....	438	1410435.....	622
1214265KIT.....	210	1310421.....	426	1310547.....	444	1310615.....	438	1410440.....	622
1214266KIT.....	210	1310423.....	454	1310549.....	443	1310618.....	454	1410450.....	622
1214280.....	593	1310424.....	431	1310549.....	444	1310619.....	429	1410530.....	622
1214352KIT.....	210	1310425.....	431	1310550.....	430	1310700.....	466	1410535.....	622
1214353KIT.....	210	1310427.....	426	1310550.....	445	1310701.....	466	1410540.....	622
1214354KIT.....	210	1310442.....	432	1310551.....	452	131081.....	3	1410550.....	622
1214370KIT.....	210	1310443.....	432	1310552.....	452	131081.....	10	1410640.....	622
1218824.....	593	1310447.....	431	1310553.....	453	13-13823.....	135	1410650.....	622
1218896.....	593	1310449.....	432	1310554.....	453	1390.....	236	1410740.....	622
12-206.....	135	1310450.....	432	1310556.....	453	1401140.....	249	1410750.....	622
12-236.....	135	1310452.....	433	1310557.....	453	1402487.....	151	1412004.....	476
1-2262.....	487	1310453.....	433	1310561.....	318	140270.....	11	1412007.....	476
1230109.....	251	1310457.....	441	1310562.....	317	140280.....	11	1412008.....	476
1235.....	236	1310458.....	441	1310568.....	428	14031.....	603	1412009.....	476
12-4506.....	136	1310459.....	441	1310569.....	448	140380.....	11	1412011.....	476
12-4508.....	136	1310462.....	447	1310570.....	448	140390.....	11	1412013.....	476
12-4906.....	136	1310464.....	454	1310571.....	449	1410030-120.....	623	1412015.....	476
12-4908.....	136	1310469.....	439	1310572.....	435	1410030-18.....	623	1412016.....	474



## Part Number Index

1412017.....	475	1-52234.....	487	1610006.....	138	16444.....	132	16868-01.....	231
1412018.....	475	1-52254.....	487	1610008.....	138	16448.....	132	16872.....	132
1412019.....	475	1524.....	344	1610010.....	138	16466.....	132	16BR.....	480
1412020.....	475	1528601.....	233	1610012.....	138	16614.....	132	16C420.....	321
1412022.....	475	1528601.....	238	161005/32.....	138	16620.....	132	16C628.....	321
1412023.....	475	1532.....	344	16-125.....	483-484	16622.....	132	16C632.....	321
1412031.....	476	15-320.....	496	1613842.....	158	16624.....	132	1701006.....	634
1412033.....	476	1532014.....	36	16158-01.....	227	16626.....	132	1701480317.....	53
1412042.....	476	15-326.....	496	16168-10.....	227	16628.....	132	170150.....	53
1412044.....	476	15-335.....	496	16169-01.....	228	16630.....	132	1702300.....	634
1412045.....	475	15-336.....	496	16171-01.....	228	16632.....	132	1702303.....	634
1414371KIT.....	210	1533915.....	156	16175-01.....	228	16634.....	132	1702305.....	634
1414372KIT.....	210	15-400.....	496	16178-01.....	229	16636.....	132	1703305.....	634
1414373KIT.....	210	15-410.....	496	16196-03.....	229	16638.....	132	1704305.....	634
1414375KIT.....	210	1542014.....	31	16197-03.....	229	16640.....	132	1705105.....	634
1414376KIT.....	210	1542015.....	31	16199-03.....	230	16642.....	132	17-148.....	137
142110.....	3	15-430.....	496	1621901.....	58	16644.....	132	17-149.....	137
142552.....	3	1544223.....	31	16291-03.....	229	16648.....	132	17-160.....	137
142572.....	3	1546103.....	506	16291-04.....	229	16654.....	132	17-412.....	92
1427001.....	58	15-600.....	496	16293-01.....	229	16660.....	132	17-413.....	92
1428001.....	58	15-610.....	496	16293-02.....	229	16672.....	132	17-416.....	96
1430001.....	58	15-630.....	496	16318.....	132	16674.....	132	17-417.....	96
1431001.....	58	15630-01.....	234	16319-01.....	227	16684.....	132	17-480.....	93
14345-01.....	235	15-640.....	496	16319-02.....	227	16-720.....	497	17-481.....	93
14682-01.....	238	15-710.....	496	16319-51.....	227	16-722.....	497	17-490HT.....	191
14683-01.....	235	15-711.....	496	16319-52.....	227	16-724.....	497	17-491D.....	191
14684-01.....	238	15-720.....	496	16320.....	132	16-726.....	497	17-491T.....	191
14689-01.....	238	15-722.....	496	16322.....	132	16-730.....	496	17-492.....	191
15-041.....	137	15-724.....	496	16324.....	132	16-760.....	497	175000.....	53
15-041.....	499	15-730.....	496	16326.....	132	16-7602-28.....	497	17-501T.....	191
15-042.....	137	15-740.....	496	16328.....	132	16-762.....	497	1750290317.....	53
15-042.....	499	15-760.....	497	16330.....	132	16-7622-28.....	497	17-509.....	191
151101.....	53	15-762.....	497	16332.....	132	16-763.....	497	17-510.....	191
1-51104.....	487	15-763.....	497	16334.....	132	16-77029-28.....	497	17-512.....	94
1-51204.....	487	15-769.....	497	16336.....	132	16-7709-28.....	497	17-513.....	94
1513827.....	158	15-770.....	497	16338.....	132	16-775.....	497	17-544D.....	191
1513829.....	158	15-773.....	497	16340.....	132	16-777.....	497	17-545D.....	191
1513842.....	158	15-775.....	497	16342.....	132	16-798.....	497	17-571T.....	191
151401.....	53	15-788.....	496	16344.....	132	16-802.....	364	17-572T.....	191
1517101.....	233	158109.....	53	16346.....	132	16818.....	132	17-573T.....	191
1517201.....	233	158151.....	53	1634701.....	233	16-822.....	497	17-579.....	191
1517201.....	238	15-830.....	497	16348.....	132	16824.....	132	17-580.....	191
1517301.....	233	158336.....	471	16354.....	132	16-826.....	497	17-581.....	191
1517301.....	238	158452.....	53	16360.....	132	16828.....	132	17-583.....	191
1517401.....	233	15-961.....	502	16372.....	132	16830.....	132	17-593.....	191
1517801.....	233	1-5R-1-I-30.....	237	16384.....	132	16832.....	132	17-594.....	191
1517801.....	238	16000.....	132	16398-17.....	244	16836.....	132	17600B.....	15
1517901.....	233	16024.....	132	16398-SERIES.....	231	16840.....	132	17610.....	248
1518.....	344	16030.....	132	16420.....	132	16842.....	132	17708-01.....	222
15-200.....	499	16036.....	132	164228.....	132	16844.....	132	17784-01.....	227
15-208.....	499	16048.....	132	16424.....	132	16848.....	132	178101.....	53
1-52124.....	487	16086-01.....	230	16426.....	132	16-8510.....	497	178151.....	53
1-52134.....	487	1610002.....	138	16432.....	132	16854.....	132	178203.....	53
1-52154.....	487	1610004.....	138	16436.....	132	16860.....	132	17-922.....	93
1-52224.....	487	1610005.....	138	16440.....	132	16-860.....	497	17-923.....	93



## Part Number Index

17-930.....93	1X4X110.5W-AAR.....346	211820-02.....558	2210Z6318.....92	23431--3T.....157
17-931.....93	2000D1/2.....13	211823-02.....558	2210Z7644.....91	23431--5T.....157
180000.....34	2000D3/8.....13	211P.....127	221-241.....469	23-4325P.....484
18010-01.....222	20015.....52	21-361.....491	221-242.....469	23-4625P.....484
1802005.....51	2005.....590	21-458.....492	2214054-ABS.....121	23486-01.....222
1810001.....34	2009-A.....52	2150142.....288	2214055-ABS.....121	236979N.....23
1810002.....34	2009-P.....52	2150202.....288	2214061-ABS.....121	236982N.....23
1810003.....34	200S.....556	2150204.....288	2214062-ABS.....121	238888N.....23
1820.....587	200Z.....556	2150321.....288	2214066-ABS.....121	239357N.....15
1820P2.....587	200ZM.....556	2150331.....288	2214P.....130	2400306.....287
182400.....53	2010-A.....52	215PN.....127	221S8157.....95	2400308.....287
1825.....147	2010-P.....52	215PNL.....130	22-2051.....482	2400715.....286
1826.....147	201-10-BX.....150	21600.....16	22-2071.....482	2400717.....286
1827.....147	201-4-BX.....150	216P.....130	22215-01.....230	2-402.....486
1828.....147	201-6-BX.....150	21725-01.....232	2224P.....130	2-403.....486
182800.....53	201-8-BX.....150	21835W.....615	2225P.....130	24082-01.....234
1835.....147	2019.....590	21838W.....615	222P.....130	24083-01.....234
1836.....147	201ZQ.....556	218P.....130	2239CAM.....606	240CF.....556
1837.....147	202032.....477	21969W.....614	22449W.....615	240SF.....556
18426-01.....222	20231--3T.....157	219P.....130	2245CAM.....606	240SM.....556
1845.....590	20231--5T.....157	220.....560	2247CAM.....606	24-360.....491
18508.....109	2023X.....52	2200.....591	2249CAM.....606	24711-01.....227
18509.....109	2024-07.....52	22004W.....615	22551W.....615	24712-01.....226
18510.....109	20271-3T80.....157	2200P.....130	22662-01.....236	24820-01.....227
18512.....109	2028.....52	220100-02.....558	22664W.....614	250.....560
18513.....109	20281--3T.....157	220100-05.....558	22771W.....615	2513824.....158
18514.....109	20289-01.....222	220200-02.....558	22888W.....615	2513825.....158
18515.....109	203-P.....188	2202P.....130	22915W.....614	25222-01.....232
18517.....109	20476-01.....232	2203P.....130	22916W.....615	252-241.....469
18519.....109	20478-01.....232	2210A6319.....92	22920W.....615	25-370.....492
18520.....109	2051.....52	2210A7645.....91	22936W.....615	2550.....18
18525.....109	205105N.....10	2210B6866.....95	22940W.....615	25580T.....162
18527.....109	20728-01.....228	2210B7594.....91	22941W.....615	255HTC.....556
18541.....109	20729-01.....228	2210B7958.....95	22962W.....615	255HTCL.....556
18723-01.....230	20730-01.....228	2210B7959.....95	229635N.....16	255TS.....556
18C624.....321	20732-01.....228	2210C6867.....95	22963W.....615	255TSM.....556
1900KIT.....596	20733-01.....228	2210C7595.....91	22971W.....614	2567SL-A.....556
190704.....53	20734-01.....229	2210D6868.....95	22-9720.....482	256TCL-A.....556
190754.....53	207-P.....188	2210E6869.....95	22980W.....615	259216.....471
19100.....60	208925-82.....611	2210F6870.....95	229859N.....13	259219.....471
19137-01.....226	208P.....127	2210G6871.....95	229938N.....23	260-P.....188
19360-SERIES.....231	209701-82.....611	2210H7522.....91	230.....560	26431--3T.....157
19395-03.....222	209P.....127	2210J7524.....91	23-123458-002.....159	26431--5T.....157
19468-01.....222	209P.....127	2210P7426.....91	23-123485-002.....159	264NTA.....128
19-4712.....485	210330.....560	2210Q7427.....91	23-123486-002.....159	269NTA.....128
19-4715.....485	210331.....560	2210Q8155.....95	23-123489-002.....159	270.....560
19638-01.....236	210333.....560	2210R7688.....91	23-123550-009.....159	271NTA.....128
19-6710.....485	210335.....560	2210R8156.....95	23-123552-009.....159	272NTA.....128
19-6712.....485	211200-95.....558	2210S7689.....91	23-123557-009.....159	27404PW.....182
19753-01.....236	211400-95.....558	2210T8158.....95	23-123572-009.....159	27406PW.....182
19766-01.....236	211680-02.....558	2210V7536.....91	23-123573-009.....159	274746N.....493
198250.....53	211680-05.....558	2210V7536.....91	23-13623.....135	275491N.....10
19X1084.....63	211681-02.....558	2210V7692.....91	23231--3T.....157	276566N.....15
19X127.....63	211740-02.....558	2210W7537.....91	23231--5T.....157	276567N.....15
1F-316.....60	211-8000.....505	2210W7693.....91	23-2628.....484	276599N.....11



### Part Number Index

277147N.....11	29587PG ..... 181	307-0723..... 163	320139.....27	342-4195..... 171
278323N.....61	29588PG ..... 181	307-0743..... 163	320143.....27	3427008.....58
278500N.....3	298817N..... 15	308-0836..... 163	32123 ..... 190	3427051 .....58
278598N.....12	298818N..... 15	308-0864..... 163	3218401A ..... 178	3429008.....58
278614N.....12	2-PAGE ..... 602	309-0903..... 163	3220101A ..... 178	3429051 .....58
278615N.....12	3/4X14SS ..... 348	309-0904..... 163	3230008 .....58	3430008.....58
278825N.....16	3/4X4X10SS ..... 346	309-0973..... 163	3230051 .....58	3430051 .....58
279000N.....11	3/4X4X10WH..... 346	30-9620P.....483	3230551 .....58	34-305.....491
279416N.....11	3/4X4X110.5W-HDG. 346	30-9621 .....483	3230951 .....58	3430551 .....58
279416N.....493	3/4X4X110.5WH-MFA. 346	30-9624 .....483	324-00.....207	3430951 .....58
279516N.....3	3/4X4X12WH-MFA ...346	30-9920P.....483	325614-012..... 176	3431047 .....58
279NTA..... 128	3/4X624..... 370	3102301 .....178	326-00.....208	343-4013..... 171
2800LC..... 505	3/4X96 ..... 370	3105B210.....90	3269CAM..... 606	343-4019..... 171
280758N.....12	3/8X16GR70..... 592	3108200 .....177	3299A5981 .....60	343-4024..... 171
280809N.....12	3/8X20GR70..... 592	3108328 .....177	330-3009..... 172	343-4195..... 171
28112PW..... 182	300012..... 499	3108410 .....178	330-3013..... 172	343-4249..... 171
281459N.....12	300016..... 478	31-103.....491	330-3019..... 172	343-4370..... 171
281865N.....19	300024..... 499	3110300 .....178	330-3024..... 172	343-4372..... 171
281946N.....15	300-4009..... 171	31-14 .....627	330-3067..... 172	34512X98WH ..... 345
282472N.....16	30150 ..... 186	31-16 .....627	330-3107..... 172	34515X98WH ..... 345
283411.....61	30150 ..... 190	31-18 .....627	330-3118..... 172	34-571 .....491
284142N.....10	30-16 ..... 628	31-19 .....627	3306.....629	34-573.....491
284726N.....15	30-18 ..... 628	31-20 .....627	3312.....629	34-575.....491
285849N.....10	30-20 ..... 628	31-2053 .....484	3314.....629	34-576.....491
285850.....10	30-2050 ..... 483	31-21 .....627	33220 ..... 190	34-577.....491
286171N.....23	30-2051 ..... 483	31-22 .....627	3-327 .....483	34644 ..... 190
286364N.....17	30-2070 ..... 483	31-24 .....627	33272W ..... 621	347-4009..... 175
286452N.....12	30-2071P ..... 483	3126314 .....178	33273W ..... 621	347-4075..... 175
286500N.....11	30-22 ..... 628	31305 .....134	33274W ..... 621	348-4009..... 171
28682T ..... 162	30-24 ..... 628	3131421 .....178	33276W ..... 621	349-4009..... 171
286875RX ..... 7	3030SN2K.....59	3131700S.....178	3-329 .....483	35-00 .....211
286876RX ..... 7	3030SN3K.....59	3131703 .....178	3350.....187	350-0013..... 613
286965N.....61	3030SN3ULK.....59	3131703S.....178	33968W ..... 621	350-0015..... 613
287417X.....15	3030TL2 .....59	3131704 .....178	33969W ..... 621	350-0030..... 613
288251N.....13	3030TN2.....59	3131704S.....178	33970W ..... 621	350-0038..... 613
288605N.....11	3030TN2-HNTRX.....59	3136300 .....178	340-0037..... 613	350-0044..... 613
289043N.....7	3030TN3.....59	3137300 .....178	34013088L ..... 276	350-0077..... 613
289182N.....13	3030TN3-HNTRX.....59	3137400 .....178	340-4013..... 171	350-0107..... 613
289397N.....11	3030TN3UL-2923.....59	31402 .....134	340-4019..... 171	35036W ..... 621
289397N.....493	303-4009..... 171	31403 .....134	340-4024..... 171	35103W ..... 617
289714N.....13	30356 ..... 186	315003.....507	340-4075..... 171	3510A.....560
29014 SERIES..... 323	30356 ..... 190	3-16-38.....222	340-4095..... 171	3512.....629
29016 SERIES..... 323	30366 ..... 186	31868175PW ..... 181	340-4195..... 171	3520.....629
29018 SERIES..... 323	30366 ..... 190	31-9623 .....484	340-4370..... 171	35228W ..... 621
29020 SERIES..... 323	30391225PW ..... 181	3196522 .....177	340-4372..... 171	35229 ..... 190
29039PW..... 182	30391245PW ..... 181	3197522 .....177	340-4975..... 171	352-4009..... 171
29044W ..... 619	30-4321 ..... 484	31A-700.....489	340-5096..... 171	352-4195..... 171
29102W ..... 619	30-4621P ..... 484	31A-925.....489	34211.5X98..... 345	35-306.....491
29202W ..... 619	30-4624 ..... 484	31S-750.....489	34211X98WH ..... 345	3531051 .....58
29229 ..... 606	30-4921 ..... 484	31S-925.....489	34-212.....491	3532-725-55 ..... 592
29300PW..... 182	3059.....236	320121 .....27	34212X98WH ..... 345	35370W ..... 618
29308W ..... 619	30605 ..... 186	320122.....27	34-215.....491	35373W ..... 621
29403W ..... 619	30605 ..... 190	320123.....27	34215X98WH ..... 345	354-00.....208
29503W ..... 619	30609 ..... 190	320124.....27	34-218.....491	35409W ..... 621
29584PG ..... 181	307-0713..... 163	320132.....27	342-4009..... 171	35429 ..... 190



## Part Number Index

355-00.....	208	360-0065.....	613	3782T.....	162	39542T.....	328	401265.....	174
35500W.....	621	3606.....	587	3800.....	18	39582.....	328	401471.....	174
3558045X.....	4	3607.....	587	380001A.....	169	39582T.....	329	401526.....	174
3558072X.....	4	3608.....	587	380003A.....	169	39590T.....	162	401-G.....	188
356-00.....	208	36131.....	135	380022A.....	169	39D12.....	211	4030.....	560
35618W.....	617	36132.....	135	380025A.....	169	3-A1-64.....	244	40364W.....	618
356-4009.....	171	36153.....	136	380031A.....	169	3-A66-43.....	244	4042PR.....	351
3570-035-05.....	592	36253.....	136	380036A.....	169	3C-SMOKE.....	480	4043.....	351
3570-045-05.....	592	363-00.....	206	380048A.....	169	3M-59343.....	488	4044.....	351
3570-305-05.....	592	3630051.....	58	380065A.....	169	3M-59351.....	488	4050.....	560
3570-405-05.....	592	365-00.....	208	3811A.....	560	3M-59355.....	488	4064.....	352
35733W.....	617	365-01.....	208	3820.....	587	3X50.....	467	4077.....	352
3577.....	629	368-4009.....	171	383-0101.....	164	4000273.....	573	4085.....	352
35777W.....	621	368-4195.....	171	383-0136.....	164	4000504.....	573	4090.....	351
35787W.....	621	370001A.....	169	383-0139.....	164	4000507.....	573	4090.....	352
35788W.....	621	370003A.....	169	383-0153.....	164	4000531.....	573	4099.....	498
35789W.....	621	370005A.....	169	383-0156.....	164	4000588.....	573	4101481.....	353
35799W.....	621	370014A.....	169	383-0164.....	164	4000641.....	573	4101483.....	359
35800W.....	621	370021A.....	169	383-0166.....	164	4000644.....	573	4101483.....	457
35806W.....	621	370022A.....	169	383-0171.....	164	4000647.....	573	4102720.....	572
35808W.....	621	370023A.....	169	383-0175.....	164	400066.....	507	41097W.....	619
358-4009.....	171	370025A.....	169	383-0176.....	164	400-10001.....	65	4-121.....	499
358-4195.....	171	370031A.....	169	383-0236.....	166	400-10008.....	65	4122W.....	620
35853W.....	616	370036A.....	169	383-0239.....	166	400-10070.....	65	4127040087X.....	4
35898W.....	617	370037A.....	169	383-0264.....	166	400-10072.....	65	41362SP.....	181
35899W.....	617	370047A.....	169	3831051.....	58	400-10121.....	65	41365W.....	620
35907W.....	617	370048A.....	169	3832008.....	58	400-10140.....	65	41366W.....	620
3591.....	629	370065A.....	169	3832051.....	58	400-10141.....	65	41367W.....	620
35910W.....	617	370120A.....	169	38X80.....	633	400-10142.....	65	41378W.....	620
35933W.....	617	370131A.....	169	39000-1002FG.....	321	400-10143.....	65	41430W.....	620
35933W.....	618	370132A.....	169	39000-1012FG.....	321	400-10144.....	65	41431W.....	620
35936W.....	621	370150A.....	169	39000-1016FG.....	321	400-10146.....	65	41436W.....	620
35937W.....	621	370169A.....	169	3920A-MDOT.....	557	400-10155.....	65	4147.....	352
35938W.....	621	370182A.....	169	392-9088.....	165	400-10156.....	65	41472W.....	620
359-5912.....	172	370199A.....	169	392-9089.....	165	400-10211.....	65	41473W.....	620
359-5930.....	172	370211A.....	169	392-9094.....	165	400-10212.....	65	41474W.....	620
359-5995.....	172	370212A.....	169	392-9096.....	165	400-10213.....	65	41476W.....	620
359-5999.....	172	370219A.....	169	392-9099.....	165	400-10214.....	65	41477W.....	620
359-6095.....	172	37026.....	591	392-9112.....	165	400-10216.....	65	4148.....	352
359-6095.....	175	3703.....	236	392-9130.....	165	400-10304.....	65	41532W.....	620
359-6117.....	172	37-03.....	231	392-9131.....	165	400-10305.....	65	41630W.....	620
359-6125.....	171	3720T.....	162	392-9132.....	165	400-10306.....	65	41644SP.....	181
359-6137.....	171	372-7095.....	165	393-0103.....	164	400-20211.....	65	41644XP.....	181
359-6140.....	172	372-7097.....	165	393-0104.....	164	400-20212.....	65	41653W.....	618
35972W.....	617	372-7098.....	165	393-0112.....	164	400-20213.....	65	41654W.....	618
35975W.....	621	372-7099.....	165	393-0115.....	164	400-20214.....	65	41655W.....	618
35976W.....	621	373-0113.....	164	393-0134.....	164	400-20216.....	65	41769W.....	620
35977W.....	621	373-0123.....	164	393-0148.....	164	4005.....	351	41832W.....	620
35978W.....	621	373-0143.....	164	393-0173.....	164	4006PR.....	351	41832W.....	620
35979W.....	621	373-0144.....	164	393-0203.....	166	4011.....	351	41891W.....	618
35980W.....	621	373-0191.....	164	393-0204.....	166	4011.....	352	41893W.....	618
35983W.....	617	373-0213.....	166	393-0212.....	166	401199.....	174	41895W.....	618
360-00.....	206	373-0223.....	166	393-0273.....	166	4012.....	351	41896W.....	618
360-0008.....	613	373-0243.....	166	39504-1.....	328	4012.....	352	41897W.....	618
360-0058.....	613	376590A.....	169	39504-2.....	328	401237V.....	174	41898W.....	618



**Part Number Index**

41899W.....618	43719W.....619	48100230.....267	500054.....507	51038T.....330
41909W.....618	439290-95.....558	48100250.....267	500055.....507	51078.....328
41991W.....618	439411-95.....558	48100264.....267	5001201.....7	511-1-109-2.....378
41994W.....618	440-2.....372	48100267.....250	5001247.....7	511-1-109-2-2.....378
420200-02.....558	440-3.....372	48100267.....267	5002595.....6	511-1-130A.....378
420400-02.....558	440TX20.....372	48100320.....267	5002713X.....2	511-1-130B.....378
4207.....351	440TX25.....372	48100329.....267	5002741.....14	51-13.....628
4208.....351	440TX30.....372	48100383.....267	5002868X.....3	51-15.....628
4208.....352	440TX40.....372	48100385.....268	5002983X.....2	51-16.....628
42100026.....264	441004.....136	48100389.....268	5002984X.....2	51-18.....628
42110042.....265	441014.....136	48100394.....263	5003547.....8	51-20.....628
42129W.....619	441102.....136	48100394.....268	5003838.....6	51-22111.....530
42130W.....619	441103.....136	48100395.....268	5004049.....8	512720.....588
42185W.....620	441169.....136	48100396.....268	5004187X.....3	512784.....588
42246W.....620	441170.....136	48100406.....263	5004188X.....3	51301.....16
422721.....587	441721.....137	48100406.....268	5004338.....6	513020.....588
423021.....587	44299W.....619	48100427.....268	5004339.....6	51321.....16
423040.....587	44638W.....619	48100449.....268	5004340.....6	513-5-600-1166A12..405
42447W.....619	44695000L.....276	48100450.....268	5004341X.....6	513-5-600-1166E12..405
4245CAM.....606	447-4723.....109	48100462.....259	5004342X.....6	513-5-600-1250A12..405
4247CAM.....606	447-4743.....109	48100463.....259	5004381.....6	513-5-686-1226-A....405
4249CAM.....606	448-4836.....109	48100464.....259	5004479.....6	514-3-145A-2.....408
427-10553.....65	448-4837.....109	48100465.....262	5004480.....6	514-3-152B.....408
427-10558.....65	449-4904.....109	48100466.....262	5004613X.....3	515-10-65.....357
42716W.....619	449-4973.....109	48100467.....262	5004614X.....3	515-10-78-1.....357
42758W.....620	449-4974.....109	48100471.....263	5005037.....6	515-10-78-2.....357
42759W.....620	449-4975.....109	48F.....127	5005309N.....7	515-11-29.....359
42761W.....620	450112-02.....558	49011W.....619	5005624.....7	515-11-29.....457
42763W.....620	452341.....558	49012W.....619	5005893.....6	515-11-37-2.....359
42855W.....620	45280T.....162	49015W.....619	5005972N.....7	515-11-37-2.....457
42857W.....620	454101HL-25.....558	49064W.....619	5008414.....7	515-9-71A.....360
42858W.....620	45410HL-02.....558	49159W.....619	5008414.....8	515-9-82-2.....360
429-0002.....166	4544201HL-02.....558	49160W.....619	5008414PG.....7	515-A10-13.....357
429-0003.....166	45477000L.....276	49161W.....619	5008414PG.....8	51-902.....492
429-0004.....166	456-G.....188	49162W.....619	5009378PGX.....5	51-904.....492
429-0005.....166	45727W.....619	49215-1-130.....322	5009378X.....5	52-14.....628
429-0006.....166	4652.....563	49431T.....330	5010696X.....8	52-15.....628
429-0007.....166	47691000L.....276	49432T.....330	50-109-13-1.....467	52-16.....628
429-0008.....166	480-2.....372	49458-1T.....322	5011016X.....2	52-18.....628
429-0009.....166	480-3X.....372	49497-1-112.....322	5011327.....7	52-20.....628
429-0010.....166	480TX30.....372	49622-1T.....322	5011623.....3	52-216.....494
429-0011.....166	480TX40.....372	49895-5-140.....322	5012533X.....2	52-252.....491
429-0012.....166	480TX45.....372	49895-6-140.....322	5012561N.....7	52-253.....491
42937W.....620	480TX50.....372	4-A1-224L.....316	50-18Z-487.....373	52-305.....492
42938W.....620	480TX55.....372	4-A1-224R.....316	50408PG.....182	52-307.....492
42939W.....620	48100033.....266	4-A8-9.....416	50408PW.....182	52-400.....492
42940W.....620	48100108.....266	4-A8-9-1.....416	50409PW.....182	52-624P.....492
42F.....127	48100110.....266	4X50.....467	50487PW.....182	53042W.....620
42X80.....633	48100144.....266	4X50WH.....467	5056.....64	53-123512-002.....154
43001.....590	48100202.....266	5/16X20GR70.....592	50-71-105B.....467	53-123537-002.....154
43002.....590	48100206.....266	5/16X25GR70.....592	50857000.....199	53-123542-002.....154
43321W.....619	48100215.....266	50,000-3.....300	50-B18K-45.....373	53-123564-002.....154
43-7033.....101	48100216.....266	5000205X.....5	50-B18Q-19.....373	53-123566-002.....154
43-7117.....102	48100225.....250	500052.....507	50-B18Q-7.....373	53-123568-002.....154
43-7118.....102	48100225.....267	500053.....507	51,000.....301	53-123608-002.....154



## Part Number Index

532-9-52-1.....	350	59-16.....	628	6125-16.....	150	650-0626.....	175	66884.....	153
532-9-54-1.....	350	59-18.....	628	6125-20.....	150	650-0677.....	175	66884B.....	151
5400.....	11	59193.....	328	61352T.....	330	65060U.....	170	66892.....	153
54-115.....	494	59-20.....	628	61362XP.....	181	65071.....	170	66893.....	153
54-120.....	494	592AT.....	162	61398.....	328	651201.....	589	66895.....	153
54-125.....	494	593021.....	588	61401T.....	330	65131-5-130-12....	405	67518.....	153
54-130.....	494	593T.....	162	61527.....	153	6513-5-151-1216..	405	68000903.....	634
54-140.....	494	59-428RPL.....	208	61528.....	153	65152.....	153	68000905.....	634
54-530.....	494	594AT.....	162	61780.....	153	65156U.....	170	68100004.....	634
5500.....	52	594T.....	162	61788.....	153	651601.....	589	68100005.....	634
5-5007.....	499	598AT.....	162	61991.....	153	65162.....	153	68100006.....	634
55054.....	498	60 Series Shocks...	202	61NTA.....	128	65166.....	153	68100024.....	634
5515-100.....	148	600012.....	507	6-202.....	488	65167.....	153	68200008.....	634
5515-125.....	148	6001-A3-101B.....	374	6-204.....	488	65262U.....	170	68200100.....	634
5515-150.....	148	6002S.....	21	6-206.....	488	65263U.....	170	68200102.....	634
5515-175.....	148	6002S.....	127	6-207.....	488	653T665AT.....	162	68220014.....	634
5515-200.....	148	6003.....	21	62117.....	153	65514.....	153	68230008.....	634
5515-225.....	148	6003.....	127	62200.....	153	65541.....	153	68230014.....	634
5515-250.....	148	6006.....	21	62240.....	153	65545.....	153	68760.....	153
5515-275.....	148	6006.....	127	6253.....	606	65547.....	153	68765.....	153
5515-300.....	148	6011655-ABS.....	122	62670.....	153	65548.....	153	68845.....	153
5515-350.....	148	6011657-ABS.....	122	6298-04.....	631	65554.....	153	68891.....	153
5515-400.....	148	6011658-ABS.....	122	62997.....	153	65556.....	170	68897.....	153
5526-038X50.....	148	60-2520-20.....	497	62NTA.....	128	65560.....	170	68958.....	153
5526-050X50.....	148	6040011.....	286-287	6300BFAB13.....	251	65562.....	170	68981.....	153
5526-062X50.....	148	6040029.....	286	6301BFAB13.....	251	65563.....	170	68NTA.....	128
5526-075X50.....	148	6040029.....	286-287	6301BFAB13..	286-287	65600.....	153	69000913.....	606
5526-100X50.....	148	6040058.....	286-287	63062RS.....	162	65651.....	153	69000913.....	634
552721.....	588	60826000.....	276	6321BFAB13.....	251	65670.....	153	69035T.....	330
552AT.....	162	60876.....	153	6321BFAB13..	286-287	65710.....	153	69085.....	328
5543.....	498	60879000L.....	276	63617.....	153	65-84.....	489	69111.....	328
5555T.....	162	6090-4-1059-625..	401	63631.....	153	660001.....	590	69162.....	328
5580Z--AT.....	156	60NTA.....	128	63635.....	153	6601-16-16.....	150	69162T.....	330
5582.....	498	610-0006.....	175	63637.....	153	6602-16-16.....	150	69325.....	328
5582-10.....	498	610-0007.....	175	63647.....	153	66064.....	51	69353.....	328
55850ZOH.....	160	610-0011.....	175	63680.....	153	6614053.....	122	69433T.....	330
563T.....	162	610-0024.....	175	63NNTA.....	128	6614054-ABS.....	122	69571T.....	330
565E.....	629	610-0028.....	175	640-0001.....	175	6614055-ABS.....	122	69572T.....	330
567T.....	162	610-0065.....	175	640-0003.....	175	6614059-ABS.....	122	697097.....	560
572T.....	162	610-0084.....	175	64050.....	153	6614061-ABS.....	122	69807T.....	328
57977000.....	276	61009.....	174	641201.....	589	6614062-ABS.....	122	69832T.....	330
580T.....	162	6-102.....	488	641601.....	589	66353.....	153	69840.....	328
5820.....	587	6-103.....	488	642001.....	589	663T.....	162	69922.....	328
582T.....	162	6-104.....	488	6420T.....	162	66610000H.....	276	69964-1.....	328
586191-900.....	243	6-105.....	488	6461AT.....	162	66661000H.....	276	69964-2.....	328
590-1.....	188	6105-16.....	150	65 Series Shocks....	201	66681000H.....	276	69986-1T.....	330
590-2.....	188	6105-20.....	150	650-0532.....	175	66800.....	153	69986-2T.....	330
59020.....	328	6-106.....	488	650-0539.....	175	66807.....	153	6X50.....	467
590-3.....	188	6-107.....	488	650-0587.....	175	66814.....	153	7/8X3X11.....	211
59129-1T.....	330	6108-16.....	150	650-0598.....	175	66854.....	153	7/8X3X12.....	211
59129-2T.....	330	6109-16.....	150	650-0601.....	175	66864.....	153	7/8X3X13.....	211
59-13.....	628	61174T.....	330	650-0605.....	175	66864B.....	151	7/8X3X14.....	211
59-15.....	628	61196T.....	330	650-0608.....	175	66865.....	153	7/8X48X120.....	413
59157-3T.....	330	61223.....	328	650-0610.....	175	66873.....	153	7/8X5X12.....	211
59157-4T.....	330	61229.....	328	650-0613.....	175	66875.....	153	70 Series Shocks....	202





**Part Number Index**

70.103.19 ..... 632	70224T ..... 330	712934-01 ..... 239	76229--A ..... 156	7896-300..... 148
70.120.05 ..... 632	70232 ..... 328	712934-01 ..... 240	76229GCA ..... 156	7896-400..... 148
70.120.09 ..... 632	70236 ..... 328	712935-01 ..... 240	7701-01 ..... 228	78DT-84..... 489
70.122.05 ..... 632	70236T ..... 330	712937-01 ..... 240	7701-07 ..... 229	790-2 ..... 188
70.147.05 ..... 632	70238 ..... 328	712939-01 ..... 239	7701-08 ..... 229	800034..... 14
70.961.12 ..... 632	7028-00 ..... 231	712939-01 ..... 240	7702-01 ..... 226	80007 ..... 590
70.981.18 ..... 632	7030-00 ..... 231	712944-01 ..... 239	7702-02 ..... 226	800142..... 14
700-17-449..... 145	703040-01 ..... 236	712944-01 ..... 240	7702-03 ..... 226	80022 ..... 480
700-17-463..... 136	703040-02 ..... 236	712946-01 ..... 239	7702-05 ..... 226	800243..... 5
700-4-420L..... 317	70305 ..... 328	712946-01 ..... 240	7703-01 ..... 228	800257..... 14
700-4-420R..... 317	70305T ..... 330	712947-01 ..... 240	7703-07 ..... 229	800259..... 14
700-4-421L..... 317	70306 SERIES..... 328	712947-02 ..... 240	7703-08 ..... 229	800332..... 13
700-4-421R..... 317	70311 ..... 328	712947-03 ..... 240	7707-14 ..... 230	800333..... 13
700-4-457 ..... 317	70311T ..... 330	712947-04 ..... 240	7714047-ABS..... 120	800361..... 10
700-4-481 ..... 317	70313 ..... 328	712998-01 ..... 239	7714048-ABS..... 120	800370..... 12
700-4-501L..... 317	70338 ..... 328	712998-01 ..... 240	7714050-ABS..... 120	800372..... 12
700-4-501R..... 317	704032 ..... 601	712999-01 ..... 239	7714054-ABS..... 120	800373..... 12
700-50-28 ..... 373	70411-1 ..... 321	712999-01 ..... 240	7714055-ABS..... 120	800375..... 12
700-50-29 ..... 373	70411-2 ..... 321	71411X98 ..... 345	7714057-ABS..... 120	800376..... 12
700-50-30 ..... 373	70-4-1988P-0-112.405	71411X98WH ..... 345	7714058-ABS..... 120	800383..... 8
700-50-31 ..... 373	70465-2816..... 328	71412X98 ..... 345	7714061-ABS..... 120	800405..... 6
700-513-27-26 ..... 411	70493T ..... 328	71412X98WH ..... 345	7714062-ABS..... 120	800477..... 19
700-513-29..... 413	705104 ..... 601	71413X98WH ..... 345	7714067-ABS..... 120	800481..... 19
700-514-31 ..... 414	705333 ..... 601	71415X98 ..... 345	7715-0002 ..... 148	800516..... 14
700-515-141 ..... 360	705335 ..... 601	71415X98WH ..... 345	7723..... 148	800517..... 14
700-515-149 ..... 359	70596 ..... 170	71418X98 ..... 345	7727-0001 ..... 148	800518..... 14
700-515-33..... 360	70598 ..... 170	714623..... 600	7731-0001 ..... 148	800519..... 14
700-532-13..... 350	706-01..... 230	715-00 ..... 231	7732-0001 ..... 148	800521..... 14
70057T..... 330	70799 ..... 170	716037 ..... 314	7747-01 ..... 231	800523..... 14
70058T..... 330	708501 ..... 600	716059..... 314	7755-0002 ..... 148	800573..... 14
700-7-155 ..... 244	708502 ..... 600	719-02 ..... 231	77710B..... 152	800622..... 14
700-99-129..... 481	708503 ..... 600	722-00 ..... 231	777717-475..... 176	800629..... 23
700-99-130..... 481	708508 ..... 600	722-00 ..... 244	777717-490..... 176	800631..... 14
700-99-186..... 467	708509 ..... 600	723065..... 601	777717-494..... 176	800633..... 23
700-99-193..... 467	708515 ..... 600	7272-04 ..... 631	777717-500..... 176	800686..... 5
700-99-307-20 ..... 479	708521 ..... 600	7282-04 ..... 631	777717-514..... 176	80078 ..... 480
700-99-310-20 ..... 479	710-00..... 231	741805..... 313	777717-520..... 176	800887..... 7
700-99-312-20 ..... 479	710001 ..... 507	742089..... 313	777717-525..... 176	800972..... 7
700-99-39-20..... 479	710002 ..... 507	742119..... 313	777717-572..... 176	8010669N..... 10
700-99-41-20..... 479	7100100 ..... 139	743278..... 463	777717-676..... 176	801116..... 10
700-99-42-20..... 479	710011 ..... 507	743279..... 463	77800BW ..... 152	8011979 ..... 156
700-99-43-20..... 479	7100110 ..... 139	750-03 ..... 226	77854BW ..... 152	801236..... 40
700-99-44-20..... 479	7100120 ..... 139	751-01 ..... 209	77864BW ..... 152	801266..... 8
700-99-45-20..... 479	7100200 ..... 139	7511-1-125B ..... 378	7800..... 18	8013806 ..... 157
700-99-550..... 467	7100210 ..... 139	7511-A1-05 ..... 382	7820..... 587	8013807 ..... 157
700-99-561-20 ..... 479	71092-01 ..... 277	7511-A1-06L ..... 382	7820LH ..... 587	8013808 ..... 157
700-99-68-20..... 479	712-01..... 229	7511-A1-06R..... 382	7820P2..... 587	8013809 ..... 157
7010-00 ..... 230	712-11..... 230	7511-A1-08 ..... 382	7884-100..... 148	8013810 ..... 157
70105 ..... 328	712-12..... 230	7513-5-044-1166 .405	7884-200..... 148	8013811 ..... 157
70125T..... 330	712931-01 ..... 239	752-01 ..... 209	7884-250..... 148	801479..... 40
70131 ..... 328	712931-01 ..... 240	752-05 ..... 209	7884-300..... 148	801481..... 40
702-01 ..... 229	712932-01 ..... 239	7554-25 ..... 352	7884-400..... 148	801526..... 14
702-11 ..... 230	712932-01 ..... 240	756-00..... 231	7896-100..... 148	801534..... 40
702-12 ..... 230	712933-01 ..... 239	759-00..... 231	7896-200..... 148	801541..... 40
70223T..... 328	712933-01 ..... 240	7620-00 ..... 243	7896-250..... 148	801543..... 40



## Part Number Index

801546.....40	81-CLIP ..... 605	8-662 ..... 490	90-4-1801-0-100 ... 408	91-22 ..... 628
801549.....40	8200235 ..... 503	8700008 ..... 505	90-4-1962-0-120 ... 348	9-150 ..... 490
801552.....40	8200308 ..... 503	8700016 ..... 505	90-4-2028-0-102 ... 374	919-10..... 3
801665.....40	820-0327..... 613	8700017 ..... 505	90-4-2033P-0-112.... 405	9200H ..... 557
801666.....40	8200417 ..... 503	8700018 ..... 505	90-4-2236-0-114 ... 348	9200HM..... 557
8017141P.....58	8200433 ..... 503	8700047 ..... 505	90-4-2305-240 ..... 395	9200SM ..... 557
8017830P.....58	8200434 ..... 503	87101B..... 155	90-4-2305-625 ..... 395	9200SQ..... 557
8017836P.....58	820-3237..... 613	87156B..... 155	90-4-2313-0-73..... 401	920109..... 507
8018-01 ..... 222	8-2121 ..... 490	88797B..... 155	90-4-2349-0-121 ... 405	920110..... 507
8018-02 ..... 222	8-2122 ..... 490	88881 ..... 186	90-4-2352-0-88..... 401	920116..... 507
801855.....40	8-2133 ..... 490	88884W ..... 183	90-4-2352-240 ..... 401	920117..... 507
801872.....40	8-2153 ..... 490	88-FM-N-1 ..... 237	90-4-2352-625 ..... 401	920146..... 507
801991.....40	8-2163 ..... 490	88-FM-N-M ..... 237	90-4-2352-96..... 401	920183..... 486
801993.....40	8-2165 ..... 490	88-UM-N-1 ..... 237	90-4-2353-0-88..... 378	920190..... 486
801998.....40	8-2173 ..... 490	88-UM-N-M ..... 237	90-4-2400P-0-117 .... 392	920273..... 507
802052.....40	8-2175 ..... 490	89204 ..... 328	90-4-2503-625 ..... 395	920459..... 507
802165.....40	8-2183 ..... 490	89291 SERIES..... 328	90-4-996-626..... 370	9-212 ..... 490
802229.....40	8-2185 ..... 490	89996B..... 155	90-4-996-626..... 414	9239-10 ..... 227
802741.....13	8300013 ..... 503	90005-01 ..... 498	90508004..... 203	9260-3..... 315
802743.....13	8300019 ..... 503	90041878..... 211	90541W ..... 183	93400502..... 211
802745.....13	8300084 ..... 503	90042791 ..... 211	90542W ..... 183	93900027..... 211
802902.....40	83-2180 ..... 488	90042792 ..... 211	90554107..... 11	9513819 ..... 158
802997.....40	83-2380 ..... 488	90044089 ..... 203	90554107 ..... 250	9514-3-78B..... 408
8045-1.....486	83-2850 ..... 488	90044162 ..... 203	90554335..... 252	9519-1-909..... 388
80632 ..... 480	8-33117 ..... 488	90044625 ..... 203	90554615..... 250	9613819 ..... 158
8065-1.....486	8-43087 ..... 488	90044626 ..... 203	90554664..... 252	9627-00 ..... 222
80844-1T.....330	8-43117 ..... 488	90044642 ..... 203	90554679..... 12	9780000 ..... 532
8085-1.....486	8-43147 ..... 488	90044978 ..... 203	90554679..... 12	9780005 ..... 532
8098-01 ..... 222	8-44147 ..... 488	90045040 ..... 203	90554945..... 252	9780010 ..... 532
80SM/S97 ..... 605	8513812 ..... 158	90045298 ..... 203	90554994..... 252	9780011 ..... 532
80SM97 ..... 605	8513813 ..... 158	9005..... 561	90555100..... 252	9780012 ..... 532
80SMP97 ..... 605	8513827 ..... 158	90054007 ..... 251	90555105..... 250	9780013 ..... 532
810S-1.....486	8513829 ..... 158	90054074 ..... 250	90555106..... 250	9780014 ..... 532
81158 ..... 480	8513842 ..... 158	90054075 ..... 250	90555353..... 252	9780014 ..... 532
81160 ..... 480	8533849 ..... 156	90054088 ..... 252	90555375..... 252	9780016 ..... 532
8-1160.....490	855 ..... 372	90054088 ..... 252	90555377 ..... 252	9780017 ..... 532
8-1161.....490	858 ..... 372	90054630 ..... 250	90555396..... 11	9780019 ..... 532
81264 ..... 498	860-0015..... 613	90054700 ..... 252	90555398..... 11	9780020 ..... 532
812S-1.....486	8600066 ..... 505	9006..... 561	90557112..... 199	9780021 ..... 532
81464 ..... 480	8600127 ..... 505	9007 ..... 561	90557123..... 199	9780025 ..... 464
81611X90 ..... 345	8600127 ..... 505	90089BK..... 155	90557129..... 199	9780025 ..... 532
81611X98 ..... 345	8600201 ..... 505	9011-0-553B-16G35.421	90557156..... 199	9780026 ..... 464
81611X98WH ..... 345	8600310 ..... 505	9011-0-553B-16G45.421	90557157..... 199	9780026 ..... 532
81612X98 ..... 345	8600314 ..... 505	9011-0-553B-16H35.421	90557168..... 199	9780027 ..... 532
81612X98WH ..... 345	8600315 ..... 505	9011-0-553B-16H45.421	90557203..... 199	9780028 ..... 532
81613X98WH ..... 345	8600889 ..... 505	9011-0-553B-18G45.421	90557213..... 199	9780030 ..... 532
81615X90 ..... 345	860-1046..... 613	9013819 ..... 158	90557216..... 199	9780031 ..... 532
81615X98 ..... 345	860-5505..... 613	90160 ..... 52	90557223..... 199	9780032 ..... 532
81615X98WH ..... 345	860-5556..... 613	9019005P..... 58	90557225..... 199	9780035 ..... 464
8165-1.....486	860-5688..... 613	9030..... 52	9081001P..... 58	9780035 ..... 532
8178-02 ..... 221	860-6005..... 613	90-4-1037-625 ..... 401	90885 ..... 52	9780036 ..... 464
81-8CC ..... 605	860-8652..... 613	90-4-1082-0-115 ... 405	9111535100X..... 4	9780036 ..... 532
81-8FO ..... 605	860-8814..... 613	90-4-1399-240 ..... 395	9111535200X..... 4	9780040 ..... 532
81-8SFO..... 605	8613842 ..... 158	90-4-1399-625 ..... 395	9111535400X..... 4	9780041 ..... 533
81-8WFO..... 605	8-6421 ..... 490	90-4-1563-0-126 ... 378	91-18..... 628	9780042 ..... 533
	8656..... 591	90-4-1729-0-120 ... 348	91-20..... 628	9780043 ..... 464



Part Number Index

9780043.....533	9890025.....534	99837.....322	AL430614.....38	ASET594A-92A.....162
9780044.....533	9890026.....465	99837KIT.....322	AL430624.....38	ASET663-53.....162
9780045.....464	9890026.....534	99837WH.....322	AL430668.....38	ATLAS 55.....297-299
9780045.....533	9890027.....465	99837WHKIT.....322	AL918602.....39	ATLAS 65.....294-296
9780048.....533	9890027.....534	99900T.....322	AL918604.....39	AV102.....602
9780053.....464	9890028.....465	A1000S.....21	AL918606.....39	AVM104.....602
9780053.....533	9890028.....534	A103600.....22	AL919338.....38	A-XA0495-1.....242
9780054.....464	9890031.....534	A13133Y8345.....277	AL919342.....38	A-XA0512-1.....242
9780054.....533	9890032.....534	A13236Q2123.....126	AL919802.....39	B038355C.....51
9780055.....464	9890040.....534	A14467.....273	AL919803.....39	B10229S.....304
9780055.....533	9890041.....534	A212011.....162	AL919804.....39	B10261.....315
9780063.....464	9890042.....465	A212049.....162	AL919805.....39	B10285.....304
9780063.....533	9890042.....534	A218210.....162	AL919901.....39	B16137.....51
9780070.....532	9890043.....465	A218248.....162	AL919902.....39	B162-093.....466
9780071.....533	9890043.....534	A2258F1410.....199	AL919903.....39	B18135.....51
9780074.....533	9890045.....534	A2258F1410.....277	AL920809.....39	B20306.....502
9780075.....533	9890047.....465	A3133G8249.....277	AMBOX.127.....276	B20309.....502
9790043.....464	9890047.....534	A400.....303-304	AMBOX.22.....276	B205010.....495
9790043.....533	9890048.....465	A400-G-17.....302	AMBOX.36.....276	B21505.....275
9790076.....534	9890048.....534	A400-G-19.....302	AMBOX.93.....276	B22510-1.....199
9790301.....532	9890055.....534	A400-G3-17.....302	AMBOX.98.....276	B2373C.....51
9790401.....532	9890056.....534	A400G3-19.....302	AP1-1/8X5X16.....371	B2373C.....592
9790401.....533	9890057.....534	A400-T-17.....302	AP1-1/8X7X16.....371	B23-B.....594
9790402.....464	9890058.....534	A400-T18-17LH.....463	AP1-5/16X5X16.....371	B23-DRING.....51
9790402.....465	9890065.....534	A400-T18-17RH.....463	AP1-5/16X7X16.....371	B23-DRING.....592
9790402.....532	9890066.....534	A400-T-19.....302	AP3/4X2-5/8X16...371	B25-B.....594
9790402.....533	9890068.....534	A401-G-17.....302	AQ15473.....39	B26003.....502
9790403.....464	9890069.....534	A401-G3-17.....302	AQ15474.....39	B26004.....502
9790403.....532	9890072.....534	A401-T1-17.....302	AQ40525.....38	B300.....174
9790403.....533	9890073.....534	A401-T-14.....302	AQ960510.....37	B33-B.....594
9790404.....465	9890080.....535	A401-T-17.....302	AQ960802.....37	B35-B.....594
9790404.....534	9890081.....535	A401-T-19.....302	AQ961404.....37	B38W.....51
9790569.....466	9890083.....535	A441-G3-17.....302	AQ963011.....37	B38W.....592
9790960.....466	9890085.....535	A518445.....162	AQ964110.....37	B40.....51
9790960.....364	9890086.....535	A572.....162	AQ964111.....37	B40.....592
9790980.....364	9890087.....535	A580.....162	AS1040.....63	B46.....51
9790980.....466	9890089.....535	A594A.....162	AS1041.....63	B46.....592
9791001.....554	9890110.....465	A663.....162	AS1132.....63	B48.....51
9791002.....554	9890110.....535	A72420.....10	AS1133.....63	B495.....625
9791006.....554	9890111.....465	A7420E1045.....277	AS1136.....63	B50.....592
9791007.....554	9890112.....465	A83034.....15	AS1138.....63	B50-DRING.....51
9791010.....554	9890113.....465	AC-6100.....265	AS1140.....63	B57.....594
9791011.....554	9890114.....465	A-CF8391-1.....242	AS1141.....63	B57NT.....594
9792001.....466	9892001.....466	ADB225.....111,112	AS1143.....63	B67.....594
9792001.....533	9892001.....535	ADB22X.....111,112	AS1144.....63	B67NT.....594
981-00166.....365	9910129.....371	AK53.....274	AS1149.....63	B700.....594
98131.....414	99600B.....15	AKEM0005-1.....273	AS1172.....63	B711.....594
982-00046.....592	99610.....322	AKH134-3.....273	AS1173.....63	B7600B95.....625
982-00302.....591	99610KIT.....322	AKH-238-3.....273	AS3000.....63	B81.....594
982-00317.....591	99611.....322	AKH-244-B.....273	AS3001.....63	B82.....594
982-00318.....591	99611KIT.....322	AL10271914.....39	ASET049-011.....162	B84.....594
982-00319.....591	99836.....322	AL10271915.....39	ASET248-210.....162	B87.....594
982-00320.....591	99836KIT.....322	AL364040.....39	ASET3782-20.....162	BALDWIN.....625-626
984-00074.....365	99836WH.....322	AL364041.....39	ASET445-410.....162	BB7820-108.....133
9890025.....465	99836WHKIT.....322	AL364053.....39	ASET580-572.....162	BB8820-72.....133



## Part Number Index

BBML74290.....	630	C22UB.....	628	CP25T17.....	289	CR619110.....	9	CT64405.....	195
BBML74293.....	630	C23086-1.....	203	CP25U07.....	290	CR620502.....	9	CT64412.....	195
BC-1.....	480	C-2325.....	365	CP25U09.....	290	CRT224.....	9	CT64417.....	195
BC50.....	488	C24UB.....	628	CR1343.....	173	CT45175.....	149	CT64419.....	195
BD103.....	625	C-30.....	472	CR1399.....	173	CT45200.....	149	CT64420.....	195
BE13240.....	493	C-331.....	472	CR1612.....	173	CT45250.....	149	CT64421.....	195
BE13241.....	493	C-392.....	472	CR1613.....	173	CT45300.....	149	CT64439.....	195
BE13250.....	493	CART224.....	9	CR1643.....	173	CT45350.....	149	CT64445.....	195
BE13255.....	493	CB09.....	60	CR1644.....	173	CT45400.....	149	CT64456.....	195
BE22040.....	502	CB12.....	60	CR1696.....	173	CT45450.....	149	CT64459.....	195
BE22070.....	502	CB16.....	60	CR1703.....	173	CT45500.....	149	CT64460.....	195
BE22080.....	502	CB185-150.....	490	CR1743.....	173	CT45550.....	149	CT64503.....	195
BE22090.....	502	CB20.....	60	CR1788.....	173	CT64252.....	195	CT64505.....	195
BE23101.....	495	CB2300.....	260-263	CR1796.....	173	CT64254.....	195	CT64509.....	195
BE23402.....	495	CB30S1.....	60	CR1996.....	173	CT64255.....	195	CT64510.....	195
BE23403.....	495	CBL14/15.....	264	CR223.....	9	CT64256.....	195	CT64515.....	195
BE23603.....	495	CBL16/17.....	264	CR228.....	9	CT64258.....	195	CT64517.....	195
BE23703.....	495	CBX23 CBX25 258-263		CR235.....	9	CT64260.....	195	CT64531.....	195
BE23705.....	495	CD-SPR-236.....	568	CR238.....	9	CT64264.....	195	CT64543.....	195
BE23707.....	495	CE BELTS.....	610	CR248.....	9	CT64266.....	195	CT64545.....	195
BE24000.....	495	CE56016.....	147	CR28759.....	168	CT64267.....	195	CT64553.....	195
BE24001.....	495	CE56020.....	147	CR29480.....	168	CT64268.....	195	CT64554.....	195
BE24020.....	495	CE56024.....	147	CR34994.....	168	CT64269.....	195	CT64560.....	195
BE24030.....	495	CE56026.....	147	CR35000.....	168	CT64272.....	195	CT64562.....	195
BE24120.....	495	CE56028.....	147	CR35058.....	168	CT64273.....	195	CT64571.....	195
BE24220.....	495	CE56032.....	147	CR35066.....	168	CT64274.....	195	CT64581.....	195
BE26100.....	502	CE56036.....	147	CR38750.....	168	CT64276.....	195	CT64590.....	195
BE26103.....	502	CE56040.....	147	CR38776.....	168	CT64277.....	195	CT64605.....	195
BH82000.....	51	CE56044.....	147	CR38780.....	168	CT64278.....	195	CT64636.....	195
BH82516.....	51	CE56048.....	147	CR39979.....	168	CT64279.....	195	CT64637.....	195
BK312.....	612	CE56056.....	147	CR39988.....	168	CT64281.....	195	CT64638.....	195
BK313.....	612	CE57216.....	147	CR40086.....	168	CT64284.....	195	CT64645.....	195
BP886.....	561	CE57220.....	147	CR40091.....	168	CT64285.....	195	CT64648.....	195
BQ24002.....	495	CE57224.....	147	CR40129.....	168	CT64287.....	195	CT64649.....	195
BSC3835.....	51	CE57228.....	147	CR40136.....	168	CT64288.....	195	CT64715.....	195
BSH-150.....	568	CE57232.....	147	CR42623.....	168	CT64294.....	195	CT64716.....	195
C-1.....	472	CE57236.....	147	CR42627.....	168	CT64304.....	195	CT64762.....	195
C10108.....	315	CE57238.....	147	CR42673.....	168	CT64306.....	195	CT65593.....	195
C10108.....	463	CE57240.....	147	CR43752.....	168	CT64308.....	195	CT65807.....	195
C10591.2.....	315	CE57244.....	147	CR43754.....	168	CT64310.....	195	CT65831.....	195
C10591.3.....	315	CE57248.....	147	CR43761.....	168	CT64312.....	195	CT66340.....	195
C10592.2.....	315	CE65028.....	147	CR43764.....	168	CT64323.....	195	CT67473.....	195
C10592.4.....	315	CE65029.....	147	CR45093.....	168	CT64329.....	195	CT67586.....	195
C10592.5.....	315	CE65031.....	147	CR45095.....	168	CT64336.....	195	CT67588.....	195
C10717K.....	304	CE65033.....	147	CR45099.....	168	CT64339.....	195	CT67600.....	195
C10717K.....	314	CE65035.....	147	CR45103.....	168	CT64382.....	195	CT67705.....	195
C-108C.....	472	CE65125.....	150	CR45157.....	168	CT64383.....	195	CT68151.....	195
C-111C.....	472	CE65126.....	150	CR45160.....	168	CT64386.....	195	CT68359.....	195
C11750.....	498	CE65137.....	150	CR46300.....	168	CT64388.....	195	CT69646.....	195
C-120.....	472	CE65138.....	150	CR46305.....	168	CT64391.....	195	CT69648.....	195
C16424A.....	321	CF1.....	60	CR47692.....	168	CT64394.....	195	CT69662.....	195
C18UB.....	628	CF-100-ST.....	188	CR47697.....	168	CT64395.....	195	CT70659.....	195
C20036-1.....	199	CF3.....	60	CR47699.....	168	CT64397.....	195	CT73745.....	195
C20036-3.....	199	CP2.....	60	CR48690.....	168	CT64401.....	195	CT73746.....	195
C20UB.....	628	CP25T15.....	289	CR610024.....	9	CT64402.....	195	CT73770.....	195



## Part Number Index

CUSH SUSP.....	289-290	E-1020.....	243	E-4968.....	184	EQCS40ED.....	190	FC12105.....	28
CVM104CO.....	602	E-10221.....	185	E-4969.....	184	EQCS40FS.....	190	FC12105.....	129
CXL-4515TQ.....	76	E-10244.....	84	E-4977.....	184	EX225.....	113	FC18530.....	10
CXL-4707TQ.....	76	E-10256.....	185	E-5093.....	107	EX225 SERIES.....	115	FC1889.....	561
CYL-COMP.....	567	E-10257.....	185	E-5095.....	107	FC01073.....	66	FC1893.....	561
DA33100X.....	9	E10602240.....	54	E-5206.....	186	FC01074.....	66	FC1895.....	561
DA34100.....	9	E-10756.....	89	E-5307.....	100	FC065104.....	25	FC194.....	561
DB-040DQ1.....	586	E-10875.....	89	E-539.....	90	FC065437.....	25	FC194A.....	561
DB-060FQ1.....	586	E-10897.....	97	E-5492.....	91	FC-1.....	364	FC198.....	561
DB-1238.....	585	E10901840.....	54	E-5493.....	91	FC1003.....	561	FC-1-LID.....	364
DB-1249-49.....	585	E10902240.....	54	E-5501.....	97	FC10211.....	66	FC22010/40.....	502
DB-1250-3.....	585	E10902250.....	54	E-5559R.....	184	FC10212.....	66	FC229635.....	26
DB-1400.....	585	E10902360.....	54	E-5560.....	184	FC102626.....	25	FC229859.....	26
DB-610-30.....	585	E10907860.....	54	E-5561L.....	184	FC103009.....	25	FC229860.....	26
DC601.....	129	E10907861.....	54	E-5652.....	186	FC103010.....	25	FC26020.....	25
DC601-4.....	28	E1092250.....	54	E-5766.....	184	FC103028.....	25	FC276566.....	26
DC601-6.....	28	E-11445.....	105	E-5977.....	186	FC103081.....	25	FC276567.....	26
DC601-8.....	28	E-11446.....	105	E-5988.....	184	FC106897.....	192	FC279000.....	26
DC603.....	129	E-11715.....	185	E-5997.....	185	FC107555.....	192	FC281865.....	26
DC603-2.....	28	E-1559.....	108	E-5999.....	185	FC108050.....	192	FC28500.....	25
DC603-2.....	28	E-1561.....	108	E-603.....	105	FC108091.....	192	FC28510.....	25
DC603-4.....	28	E-1893.....	90	E-6036.....	185	FC108204.....	192	FC28520.....	25
DC603-4.....	28	E-2088AHD.....	102	E-631.....	60	FC108708.....	192	FC28600.....	26
DC603-6.....	28	E-2123.....	97	E-747.....	90	FC108709.....	192	FC28601.....	26
DC603-6.....	28	E-2177.....	90	E-7664.....	108	FC108713.....	192	FC286171.....	26
DC604.....	129	E-2291.....	106	E-7665.....	108	FC108729.....	192	FC288239.....	26
DC604-2.....	28	E-2303.....	108	E-7666.....	108	FC108755.....	192	FC289714.....	26
DC604-4.....	28	E-2304.....	108	E-781.....	90	FC108829.....	192	FC3157.....	561
DC604-6.....	28	E-2305.....	108	E-7895.....	184	FC109069.....	192	FC3157NA.....	561
DC604-8.....	28	E-2402HD.....	89	E-7896.....	184	FC109082.....	192	FC32033.....	135
DCF003980-001.....	353	E-2405.....	106	E-7897.....	184	FC109101.....	192	FC35031.....	135
DCR601.....	129	E-2477B.....	105	E-886.....	126	FC109122.....	192	FC35032.....	135
DCR601-4.....	28	E-2550.....	108	E-8949.....	184	FC109265.....	192	FC37.....	561
DEC008681-001.....	353	E2681A.....	60	E-8979.....	184	FC109270.....	192	FC53.....	561
DEF25.....	481	E-2766S.....	90	E-8980.....	185	FC109293.....	192	FC54007.....	251
DEF330.....	481	E-2767.....	90	E-8981.....	185	FC109366.....	192	FC54079.....	26
DEFD.....	481	E-2768.....	90	E-8988.....	185	FC109375.....	192	FC54088.....	26
DL-BU-1.....	351	E-2769SHD.....	86	E-9039.....	84	FC109394.....	192	FC561.....	561
DL-BU-1.....	458	E-2983.....	235	E-9079HD.....	99	FC109422.....	192	FC57.....	561
DLX3-A.....	557	E-3234.....	107	E92004.....	551	FC109580.....	192	FC572.....	162
DLXTHU-4-A.....	557	E-3490B.....	90	E92007.....	551	FC109648.....	192	FC580.....	162
DO-NR01.....	379	E-3520AHD.....	98	E92013.....	551	FC109780.....	192	FC592A.....	162
DO-NR02.....	379	E-3710SHD.....	88	E-9320.....	64	FC109781.....	192	FC594A.....	162
DO-RP07.....	390	E-3781.....	60	E950127ST.....	34	FC109807.....	192	FC653.....	162
DO-TR01-619.....	396	E-3782.....	89	E-957.....	126	FC109875.....	192	FC663.....	162
DP21L.....	60	E-3993B.....	99	E-9787A.....	105	FC109921.....	192	FC67.....	561
DP30.....	60	E-4329.....	250	E-9788A.....	105	FC109935.....	192	FC73.....	561
DP30L.....	60	E-4586.....	105	E-9790A.....	101	FC1141.....	561	FC810019.....	66
DQ6026.....	9	E-4594.....	105	E-9837.....	185	FC1142.....	561	FC89.....	561
DQ6050.....	9	E-4738A.....	105	EC1055AB.....	470	FC1156.....	561	FC896.....	561
DR-1-PLUS.....	592	E-4739.....	105	EC53AB.....	470	FC1157.....	561	FC9004.....	561
DR-2.....	592	E-4958.....	184	EQCS40AD.....	190	FC1157NA.....	561	FC9005XS.....	561
DRIF-97.....	605	E-4962.....	186	EQCS40BD.....	190	FC-120-ST.....	188	FC9005XSLL.....	561
DS232.....	560	E-4963.....	186	EQCS40CD.....	190	FC12104.....	28	FC9006XS.....	561
E009095.....	126	E-4966.....	184	EQCS40DD.....	190	FC12104.....	129	FC9006XSLL.....	561



**Part Number Index**

FC9007.....561	FS7818.....195	FS9375.....195	GL-01.....633	GR46282.....509
FC904.....561	FS7843.....195	FS9394.....195	GL-05.....633	GR46283.....509
FC906.....561	FS7990.....195	FS9422.....195	GL-06.....633	GR46302.....508
FC912.....561	FS8008.....195	FS9466.....195	GL-15L.....633	GR46303.....508
FC950011.....10	FS8018.....195	FS9471.....195	GL-15XL.....633	GR46782.....508
FC955205.....10	FS8032.....195	FS9472.....195	GL-16L.....633	GR46782.....509
FC97.....561	FS8033.....195	FS9580.....195	GL-16L-PF.....633	GR46783.....508
FCHM212011.....162	FS8050.....195	FS9616.....195	GL-16XL.....633	GR46783.....509
FCHM212049.....162	FS8091.....195	FS9622.....195	GL-16XL-PF.....633	GR46792.....508
FCHM218210.....162	FS8204.....195	FS9640.....195	GP DOOR.....339	GR46793.....508
FCHM218248.....162	FS8637.....195	FS9648.....195	GP2424.....57	GR46802.....508
FCHM518410.....162	FS8708.....195	FS9780.....195	GP2430.....57	GR46803.....508
FCHM518445.....162	FS8709.....195	FS9781.....195	GP3030.....57	GR46832.....508
FCSET413.....162	FS8713.....195	FS9807.....195	GP3030K.....57	GR46833.....508
FCSET414.....162	FS8723.....195	FS9921.....195	GP3030LK.....57	GR46862.....508
FCSET415.....162	FS8729.....195	FS9923.....195	GP3036.....57	GR46863.....508
FE7053-1.....590	FS8748.....195	FS9935.....195	GP90X100.....338	GR46872.....508
FE8000-1.....590	FS8749.....195	FS9936.....195	GP90X100KIT.....338	GR46873.....508
FE8000-12.....590	FS8755.....195	FS9974.....195	GP90X90WH.....338	GR46902.....537
FE8066-1.....590	FS8774.....195	FS9978.....195	GP90X90WHKIT.....338	GR46903.....537
FE8066-3.....590	FS8782.....195	FW QUICK LIST.....576	GP96X112WH.....338	GR46922.....537
FL25-1.....478	FS8829.....195	FWS1 FWS2.....574	GP96X112WHKIT..338	GR46933.....537
FL4-1.....478	FS8852.....195	G5-170X.....608	GP98X105.....338	GR47072.....537
FLAG.....602	FS8944.....195	G5-279X.....608	GP98X105KIT.....338	GR47073.....537
FP100-BULK.....470	FS9010.....195	G5-280X.....608	GP98X105WH.....338	GR47112.....539
FP100-QT.....470	FS9026.....195	G5-281X.....608	GP98X105WHKIT..338	GR47113.....539
FP12KIT.....471	FS9039.....195	G5-407X.....608	GP98X107.....338	GR47122.....539
FP200.....471	FS9069.....195	G5-674X.....608	GP98X107KIT.....338	GR47123.....539
FP620.....471	FS9082.....195	G5-675X.....608	GP98X107WH.....338	GR47162.....539
FP-SP03.....407	FS9083.....195	G5-676X.....608	GP98X107WHKIT..338	GR47163.....539
FR-RB01.....409	FS9101.....195	G5-677X.....608	GPC DOOR.....341-342	GR47242.....537
FR-RB02.....409	FS9105.....195	GC0336.....57	GPC98S107WHKIT..338	GR47243.....537
FR-RB03.....409	FS9121.....195	GC2424.....57	GPC98X105WH.....338	GR47962.....537
FR-RB04.....409	FS9122.....195	GC2430.....57	GPC98X105WHKIT..338	GR47963.....537
FS0783.....195	FS9134.....195	GC2430L.....57	GPC98X107WH.....338	GR48282.....493
FS1190.....195	FS9192.....195	GC3030.....57	GR16053.....601	GR50232.....520
FS1191.....195	FS9213.....195	GC3030L.....57	GR40052.....554	GR50630.....522
FS300C.....602	FS9243.....195	GC3030S4.....57	GR40053.....554	GR50972.....521
FS6262.....195	FS9264.....195	GC3636.....57	GR43050.....511	GR51533.....522
FS6799.....195	FS9265.....195	GD-BR-03-626.....402	GR43411.....364	GR52513.....522
FS6801.....195	FS9270.....195	GD-CM01.....374	GR43690.....511	GR52562.....520
FS6897.....195	FS9287.....195	GD-DS01.....348	GR44530.....506	GR52563.....520
FS6902.....195	FS9293.....195	GD-NR03.....379	GR44540.....506	GR52772.....520
FS6905.....195	FS9295.....195	GD-NR05.....379	GR44690.....506	GR52902.....521
FS6910.....195	FS9296.....195	GD-RB01.....409	GR44710.....506	GR52912.....521
FS6927.....195	FS9307.....195	GD-RB02.....409	GR45262.....509	GR52922.....520
FS6935.....195	FS9320.....195	GD-RB03.....409	GR45263.....509	GR53000.....522
FS6944.....195	FS9321.....195	GD-RP01.....391	GR45442.....508	GR53062.....509
FS7135.....195	FS9362.....195	GD-RP02.....391	GR45443.....508	GR53063.....509
FS7136.....195	FS9365.....195	GD-RP03.....391	GR45662.....508	GR53102.....520
FS7410.....195	FS9366.....195	GD-SS02.....411	GR45663.....508	GR53103.....520
FS7443.....195	FS9367.....195	GE060702.....468	GR45822.....508	GR53252.....539
FS7555.....195	FS9370.....195	GE070200.....468	GR45823.....508	GR53253.....539
FS7795.....195	FS9371.....195	GE070202.....468	GR45932.....508	GR53292.....540
FS7800.....195	FS9373.....195	GHA-15.....471	GR45933.....508	GR53302.....540



## Part Number Index

GR53312 ..... 540	GR91043 ..... 553	H4651 ..... 563	HDS11/32 ..... 630	HT451-G3-17-157 ... 319
GR53702 ..... 521	GR91302 ..... 553	H4656 ..... 563	HDS11/64 ..... 630	HU009A ..... 174
GR53712 ..... 521	GR91950 ..... 511	H4656HO ..... 563	HDS13/32 ..... 630	HW5 ..... 60
GR53782 ..... 521	GR91962 ..... 509	H5006 ..... 563	HDS13/64 ..... 630	HY10002725 ..... 408
GR53792 ..... 521	GR91963 ..... 509	H5054 ..... 563	HDS15/32 ..... 630	HY10002740 ..... 403
GR53962 ..... 540	GR93610 ..... 528	H5062 ..... 563	HDS15/64 ..... 630	HY10002975 ..... 408
GR53963 ..... 540	GR99170 ..... 553	H5664 ..... 160	HDS17/64 ..... 630	HY10003146 ..... 376
GR55220 ..... 522	GR99680 ..... 498	H6024 ..... 563	HDS19/64 ..... 630	HY10005195 ..... 376
GR55340 ..... 522	GRG1032 ..... 538	H6054 ..... 563	HDS21/64 ..... 630	HY10005241 ..... 349
GR55410 ..... 522	GRG1033 ..... 538	H6054HO ..... 563	HDS23/64 ..... 630	HY10005242 ..... 349
GR55420 ..... 522	GRG2102 ..... 538	H7-55W ..... 563	HDS25/64 ..... 630	HY10005258 ..... 349
GR60001 ..... 528	GRG2103 ..... 538	H8203 ..... 160	HDS27/64 ..... 630	HY10005259 ..... 349
GR60101 ..... 528	GRG3002 ..... 538	H900-50-OS ..... 223	HDS29/64 ..... 630	HY10005263 ..... 349
GR60151 ..... 528	GRG3003 ..... 538	H9406 ..... 563	HDS3/16 ..... 630	HY10005264 ..... 349
GR60261 ..... 528	GRG4002 ..... 538	H9420 ..... 563	HDS3/32 ..... 630	HY10005893 ..... 362
GR60280 ..... 528	GRG4602 ..... 538	H9421 ..... 563	HDS3/8 ..... 630	HY10007412 ..... 376
GR60331 ..... 528	GRG4603 ..... 538	H9700S-FL/B ..... 212	HDS31/64 ..... 630	HY10008943 ..... 376
GR61161 ..... 530	GRG5530 ..... 538	H9700S-ST/B ..... 212	HDS5/16 ..... 630	HY10009128 ..... 403
GR64931 ..... 531	GRG5540 ..... 538	H9700S-U/B ..... 212	HDS5/32 ..... 630	HY10009246 ..... 403
GR64G11 ..... 551	GW DOOR ..... 340	H9700T-FL/B ..... 212	HDS5/64 ..... 630	HY10009386 ..... 376
GR64H01 ..... 551	GW90X90WH ..... 338	H9700TRI-ST/B ..... 212	HDS7/16 ..... 630	HY10009551 ..... 414
GR66160 ..... 510	GW90X90WHKIT ... 338	H9700TRI-U/B ..... 212	HDS7/32 ..... 630	HY10009668 ..... 355
GR66170 ..... 510	GW98X107WH ..... 338	H9700TRI-US/UM/B.. 212	HDS7/64 ..... 630	HY10009669 ..... 355
GR66800 ..... 510	GW98X107WHKIT. 338	H9700T-ST/B ..... 212	HDS9/32 ..... 630	HY10009669 ..... 361
GR66815 ..... 510	H00450CE ..... 252	H9700T-UM/B ..... 212	HDS9/64 ..... 630	HY10010554 ..... 403
GR66830 ..... 511	H00500C ..... 252	H9700T-US/IB/B ..... 212	HGR-104-10 ..... 45	HY10011202 ..... 403
GR66831 ..... 511	H00500CA ..... 252	H9700T-US/UM/B.. 212	HGR-202-10 ..... 45	HY10011746 ..... 355
GR66850 ..... 510	H00550A ..... 565	H9801 ..... 220	HGR-248-10 ..... 45	HY10012220 ..... 380
GR66900 ..... 510	H00550B ..... 565	H9801-42 ..... 219	HH506310T ..... 162	HY10013257 ..... 380
GR66905 ..... 510	H00626 ..... 565	H9801-48 ..... 219	HH506348T ..... 162	HY10013258 ..... 380
GR66910 ..... 510	H00640R ..... 564	H9811 ..... 220	HK49-150 ..... 89	HY10014203 ..... 349
GR66911 ..... 510	H00755NS ..... 565	H9811-42 ..... 219	HK61 ..... 84	HY10014205 ..... 349
GR66930 ..... 540	H00755VE ..... 565	H9811-42-192 ..... 219	HK62 ..... 84	HY10014546 ..... 374
GR66931 ..... 540	H00850EC ..... 565	H9811-42-9700WR ... 219	HK95XLS ..... 88	HY10015353 ..... 414
GR67000 ..... 511	H00900CA ..... 564	H9811-48 ..... 219	HK97XLS ..... 88	HY10015378 ..... 380
GR67002 ..... 510	H00910CA ..... 564	H9811-48-9700WR ... 219	HM212011T ..... 162	HY10015416 ..... 380
GR67050 ..... 510	H00926 ..... 565	HB-1156-6 ..... 359	HM212047T ..... 162	HY10015710 ..... 387
GR67070 ..... 510	H00977 ..... 564	HB-1156-6 ..... 457	HM212049T ..... 162	HY10015891 ..... 362
GR68680 ..... 511	H00978 ..... 564	HB-1156-6-P ..... 359	HM212049XT ..... 162	HY10015892 ..... 362
GR73762 ..... 521	H00981 ..... 564	HB-1156-6-P ..... 457	HM218210T ..... 162	HY10015893 ..... 362
GR76223 ..... 559	H-1060-3 ..... 355	HDJ1/2 ..... 630	HM218248T ..... 162	HY10015894 ..... 362
GR77353 ..... 559	H-1060-4 ..... 355	HDJ1/4 ..... 630	HM516410T ..... 162	HY10015895 ..... 362
GR77363 ..... 559	H-1060-5-5 ..... 355	HDJ13/64 ..... 630	HM516449CT ..... 162	HY10015896 ..... 362
GR78303 ..... 522	H-1060-5-5 ..... 456	HDJ17/64 ..... 630	HM518410T ..... 162	HY10015897 ..... 362
GR78453 ..... 540	H-1088 ..... 355	HDJ25/64 ..... 630	HM518448T ..... 162	HY10015898 ..... 362
GR87220 ..... 498	H11477S ..... 565	HDJ3/16 ..... 630	HN10892582 ..... 612	HY10015899 ..... 361
GR87240 ..... 498	H11-55W ..... 563	HDJ3/8 ..... 630	HP6253WC ..... 51	HY10015900 ..... 361
GR87250 ..... 498	H13723S ..... 565	HDJ5/16 ..... 630	HPGS100 ..... 51	HY10015901 ..... 361
GR87270 ..... 498	H13940S ..... 565	HDJ7/32 ..... 630	HPGS100 ..... 252	HY10015902 ..... 354
GR87830 ..... 498	H14212S ..... 565	HDJ9/32 ..... 630	HPGS200 ..... 51	HY10015902 ..... 355
GR90122 ..... 509	H147E ..... 632	HDS1/16 ..... 630	HPGS200 ..... 252	HY10015904 ..... 362
GR90123 ..... 509	H1-55W ..... 563	HDS1/2 ..... 630	HT-1068 ..... 140	HY10015907 ..... 362
GR90172 ..... 553	H220002 ..... 178	HDS1/4 ..... 630	HT230 ..... 269-270	HY10015933 ..... 362
GR90173 ..... 553	H3-130W ..... 563	HDS1/8 ..... 630	HT250 ..... 271-272	HY10015935 ..... 362
GR91042 ..... 553	H3-35W ..... 563	HDS10 ..... 630	HT432-G3-17-157 ... 319	HY10016045 ..... 354



## Part Number Index

HY10016045..... 362	HY20004441 ..... 318	HY20033435 ..... 418	HY20088231S..... 386	ID5308 ..... 149
HY10016046..... 362	HY20004933 ..... 387	HY20033941 ..... 387	HYE01-007-6260 ... 393	ID5310 ..... 149
HY10016265 ..... 376	HY20005166 ..... 415	HY20034023 ..... 392	HYE01-009-4652 ... 393	ID5312 ..... 149
HY10016339 ..... 362	HY20005649 ..... 318	HY20034473 ..... 404	HYE01-015-6260 ... 393	ID5316 ..... 149
HY10016426 ..... 410	HY20005893 ..... 417	HY20034474 ..... 404	HYE01-029-618B... 393	ID5320 ..... 149
HY10016553 ..... 403	HY20007559 ..... 387	HY20034476 ..... 415	HYE01-037-6260 ... 393	ID5324 ..... 149
HY10017163 ..... 349	HY20010255 ..... 417	HY20034481 ..... 400	HYE01-041-6260 ... 393	ID5328 ..... 149
HY10017164 ..... 349	HY20010726 ..... 387	HY20034482 ..... 400	HYE01-050-6260 ... 394	ID5332 ..... 149
HY10017611 ..... 363	HY20011744 ..... 392	HY20034489 ..... 400	HYE01-150-6260 ... 394	ID5336 ..... 149
HY10017612 ..... 363	HY20011835 ..... 387	HY20034490 ..... 400	HYE01-181-618A... 394	ID5340 ..... 149
HY10017713 ..... 349	HY20012031 ..... 387	HY20035327 ..... 418	HYE05-008-122A... 403	ID5344 ..... 149
HY10017714 ..... 349	HY20013101 ..... 361	HY20037409 ..... 318	HYE05-023-1068 ... 404	ID5348 ..... 149
HY10019375 ..... 403	HY20013158 ..... 414	HY20037504 ..... 318	HYE05-031-1100 ... 404	ID5352 ..... 149
HY10019499 ..... 410	HY20013538 ..... 318	HY20037741 ..... 318	HYE05-035-1030 ... 404	ID5706 ..... 149
HY10019603 ..... 410	HY20013907 ..... 417	HY20040788 ..... 418	HYE05-036-1098 ... 404	ID5708 ..... 149
HY10019838 ..... 410	HY20014036 ..... 318	HY20044010 ..... 419	HYE05-041-103B... 404	ID5710 ..... 149
HY10020361 ..... 355	HY20014037 ..... 318	HY20044260 ..... 403	HYE05-132-1072 ... 392	ID5712 ..... 149
HY10020735 ..... 408	HY20014038 ..... 318	HY20044476 ..... 329	HYE05-180-1172 ... 404	ID5716 ..... 149
HY10021329 ..... 376	HY20014085 ..... 416	HY20044477 ..... 329	HYE05-266-1513 ... 404	ID5720 ..... 149
HY10022262 ..... 404	HY20016991 ..... 410	HY20045500 ..... 392	HYE06-003-6260 ... 398	ID5724 ..... 149
HY10022508 ..... 410	HY20017107 ..... 416	HY20045724 ..... 419	HYE06-009-4634 ... 398	ID5728 ..... 149
HY10022607 ..... 362	HY20017394 ..... 417	HY20046915 ..... 408	HYE06-011-3146 ... 400	ID5732 ..... 149
HY10022608 ..... 362	HY20017394G1 ..... 417	HY20047682 ..... 419	HYE06-011-618A... 400	ID5736 ..... 149
HY10023498 ..... 403	HY20017502G..... 404	HY20050370 ..... 363	HYE06-012-4634 ... 398	ID5740 ..... 149
HY10024627 ..... 403	HY20017503G..... 404	HY20050391 ..... 363	HYE06-023-6260 ... 398	ID5744 ..... 149
HY10025012 ..... 349	HY20017840 ..... 385	HY20051280 ..... 363	HYE06-025-4634 ... 398	ID5748 ..... 149
HY10025013 ..... 349	HY20018658 ..... 417	HY20051291 ..... 363	HYE06-028-4645 ... 398	ID5752 ..... 149
HY10025434 ..... 410	HY20019906 ..... 387	HY20051352 ..... 392	HYE06-033-6260 ... 399	ID5756 ..... 149
HY10026067 ..... 403	HY20020857 ..... 318	HY20052063 ..... 419	HYE06-035-6260 ... 399	ID5764 ..... 149
HY10028436 ..... 363	HY20021111 ..... 374	HY20054038 ..... 386	HYE06-042-6240 ... 399	ID5772 ..... 149
HY10028437 ..... 363	HY20021680 ..... 318	HY20054516 ..... 419	HYE06-053-1740 ... 399	ID5780 ..... 149
HY10028466 ..... 376	HY20023032 ..... 417	HY20054531 ..... 392	HYE06-054-3194 ... 399	ID5796 ..... 149
HY10028774 ..... 410	HY20024888 ..... 415	HY20054642 ..... 363	HYE06-057-6260 ... 400	ID6204 ..... 149
HY10029366 ..... 411	HY20025722 ..... 385	HY20057522 ..... 392	HYE06-064-6260 ... 400	ID6206 ..... 149
HY10029763 ..... 410	HY20025922 ..... 403	HY20057789 ..... 415	HYE06-156-618A... 400	ID62P08..... 149
HY10029921 ..... 410	HY20026082 ..... 418	HY20058457 ..... 419	HYE06-50-6260..... 399	ID62P10..... 149
HY10030203 ..... 403	HY20026083 ..... 418	HY20058600 ..... 410	HYE11-026-6260 ... 415	J4890 ..... 315
HY10030205 ..... 387	HY20026492 ..... 386	HY20059505 ..... 318	HYE15-036-098A... 387	J4890 ..... 463
HY10030206 ..... 387	HY20026494 ..... 392	HY20064923 ..... 392	HYE19-023-1076 ... 349	JB101 ..... 589
HY10030759 ..... 362	HY20027830 ..... 418	HY20065496 ..... 374	HYE19-026-1072 ... 349	JK300 ..... 364
HY10030760 ..... 362	HY20029909 ..... 387	HY20065834 ..... 386	HYE19-168-108C... 349	JK300L ..... 364
HY10031141 ..... 349	HY20029914 ..... 374	HY20066971 ..... 392	HYE19-189-1134 ... 349	JK350 ..... 364
HY10031379 ..... 410	HY20029930 ..... 404	HY20067813 ..... 385	HYE19-196-113F ... 349	JK500 ..... 364
HY10031775 ..... 374	HY20029931 ..... 404	HY20068679 ..... 385	HYE19-197-1113 ... 349	JK550 ..... 364
HY10032554 ..... 387	HY20030496 ..... 387	HY20068680 ..... 385	HYE19-204-1116 ... 349	JS150-SB ..... 312
HY10032555 ..... 387	HY20030498 ..... 404	HY20069053 ..... 420	HYVT4150SW10301G.. 363	JS-2000 ..... 313
HY10032632 ..... 410	HY20030499 ..... 404	HY20069281 ..... 415	HYVT4400GXX02901.. 420	JS-300-J ..... 312
HY10033738 ..... 403	HY20031851 ..... 386	HY20070698 ..... 411	HYVT4400GXX11102.. 420	JSK37FSL ..... 581
HY10035596 ..... 408	HY20032226 ..... 418	HY20071414 ..... 385	HYVT4400NXX04201.. 420	JSK37HSL ..... 581
HY10035778 ..... 403	HY20032237 ..... 386	HY20071586 ..... 386	HYVT4400TXX12001.. 420	JSK37USL ..... 582
HY10036046 ..... 403	HY20032474 ..... 400	HY20071590 ..... 387	HYVT4400TXX17701.. 420	JSK73221-50Z..... 581-582
HY10036974 ..... 403	HY20032475 ..... 400	HY20074507 ..... 410	ID0306 ..... 149	K019708 ..... 40
HY10037479 ..... 403	HY20032815 ..... 318	HY20076832 ..... 392	ID0356 ..... 149	K019711 ..... 40
HY10042052 ..... 410	HY20032816 ..... 318	HY20084076 ..... 386	ID0406 ..... 149	K021189 ..... 6
HY20001884 ..... 318	HY20032817 ..... 318	HY20084150 ..... 386	ID5306 ..... 149	K021189 ..... 7





Part Number Index

K021189.....7	K704656.....236	KIT11350.....285	KN28030X.....12	L1156.....562
K021558.....17	K704657.....236	KIT11351.....285	KN28060.....22	L1157.....562
K022105.....8	K71-038-00.....43	KIT11352.....285	KN28060X.....22	L1157NA.....562
K033221.....17	K71-047-00.....43	KIT11353.....285	KN28071X.....22	L1893.....562
K041395.....6	K71-048-00.....43	KIT11356.....285	KN28080.....22	L1895.....562
K041870.....64	K71-049-00.....43	KIT11357.....279	KN28085X.....22	L193.....562
K041876.....64	K71-050-00.....43	KIT15016.....113	KN28131X.....22	L194.....562
K041877.....64	K71-104-00.....44	KIT15625PM.....113	KN28140X.....22	L199.....562
K043197.....64	K71-105-00.....44	KIT2252H2CD.....113	KN28300X.....22	L211-2.....562
K043329.....55	K71-125-00.....44	KIT8000HD.....86	KN28500.....22	L300-T-17.....302
K043329.....116	K71-127-00.....43	KIT8058.....102	KN28510.....22	L3057.....562
K049776.....13	K71-148-00.....43	KIT8078A.....99	KN28520.....22	L3156.....562
K049777.....13	K71-165-00.....43	KIT8081.....86	KN28550.....22	L3157.....562
K056647X.....2	K71-166-00.....43	KIT8289.....99	KN28600.....23	L3157NA.....562
K065765.....19	K712905.....240	KIT8824HD.....87	KN28601.....23	L37.....562
K092641.....6	K712950.....239	KIT-AA-6000L.....567	KN30200X.....22	L4411-3.....563
K095875.....14	K712951.....239	KIT-BPR-131L.....567	KN30300.....22	L4416.....563
K101596.....40	K712952.....239	KIT-BPR-5092L.....567	KN30400.....22	L4421.....563
K101597.....40	K712953.....239	KIT-BPR-6000L.. 567-568	KN32041.....13	L4509.....563
K101997.....493	K71-315-00.....43	KIT-LAT-6000L.....567	KN32060.....13	L4537.....563
K108142.....493	K71-317-00.....43	KIT-OPR-6000 567-568	KN344110X.....11	L4921-1.....563
K109119.....3	K71-319-00.....43	KIT-PIN-191 .... 567-568	KN55001.....61	L53.....562
K120E.....632	K71-320-00.....43	KIT-PIN-LLB.... 567-568	KP-0882.....583	L55250PREM.....160
K122E.....632	K71-324-00.....44	KIT-PUL-5092.....567	KP-T-809-CF.....583	L561.....562
K23-026-00.....42	K71-363-00.....44	KIT-PUL-6000L.. 567-568	KP-T-809F.....583	L67.....562
K23-027-00.....42	K71-365-00.....45	KIT-ROD-1108.. 567-568	KSMA2124515F3....74	L74.....562
K23-047-00.....42	K71-375-00.....44	KIT-RPR-5092L.....567	KSMA2124702QP....74	L89.....562
K23-048-00.....42	K71-376-00.....44	KIT-RPR-6000L.. 567-568	KW-13637.....624	L899.....562
K23-105-00.....42	K71-378-00.....44	KIT-RPR-6000R.. 567-568	KW-14122.....624	L904.....562
K23-106-00.....42	K71-401-00.....45	KIT-RX-67NTL.....567	KW-14764L.....624	L906.....562
K23-180-00.....42	K71-403-00.....45	KIT-RX-67NTL.....568	KW-14764R.....624	L912.....562
K23-181-00.....42	K71-418-00.....44	KIT-SPRING .... 567-568	KW-18028.....624	L97.....562
K23-312-00.....42	K71-421-00.....44	KIT-TMR-134L.....567	KW-18531.....624	LB383.....51
K23-313-00.....42	K71-498-00.....43	KIT-TMR-6000L . 567-568	KW-8049.....624	LC3030.....57
K23-342-00.....42	K71-499-00.....43	KN18530.....10	L10001.....473	LC3030L.....57
K23-343-00.....42	K71-500-00.....43	KN20001.....16	L10002.....473	LG0048-01.....314
K23-344-00.....42	K71-501-00.....43	KN20021.....15	L10005/10.....473	LG0094.....315
K23-345-00.....42	K71-506-00.....44	KN20025.....15	L10008.....473	LG0094-8050.....315
K23-428-00.....42	K71-704-00.....43	KN20031.....15	L10009.....473	LG1870.....312
K23-434-00.....42	K961L.....632	KN20080.....16	L10011.....473	LG2605.....312
K23-435-00.....42	K981R.....632	KN20090.....16	L10013.....473	LG2790.....315
K23-438-00.....42	KIT11102.....280	KN20541.....16	L10020.....473	LG2790.....463
K23-439-00.....42	KIT11107.....280	KN20561.....16	L1003.....562	LG4001-70.....291
K23-442-00.....42	KIT11201.....280	KN20607.....14	L10003.....473	LG4001-90.....291
K23-443-00.....42	KIT11203.....285	KN20615.....14	L10030.....473	LG4003-70.....291
K23-446-00.....42	KIT11300.....278	KN20900.....15	L10043.....473	LG4003-71.....463
K23-447-00.....42	KIT11301.....278	KN20901.....15	L10070.....473	LG4003-72.....463
K23-450-00.....42	KIT11304.....278	KN20902.....15	L10088.....473	LG400B-505.....291
K23-451-00.....42	KIT11305.....277	KN20903.....15	L10130.....473	LG400B-70.....291
K23-458-00.....42	KIT11305.....278	KN23000.....12	L10131.....473	LG400B-90.....291
K23-459-00.....42	KIT11308.....278	KN23010.....12	L10216.....473	LG4700-314000000...312
K23-464-00.....42	KIT11322.....279	KN25060.....12	L10279.....473	LG4700-324000000..312
K23-465-00.....42	KIT11325.....279	KN26010.....17	L10301.....473	LG6501-70.....291
K23-468-00.....42	KIT11331.....279	KN26020.....17	L10330.....473	LG6501-90.....291
K23-469-00.....42	KIT11347.....279	KN27000.....251	L10392.....473	LG6503-70.....291



## Part Number Index

LG6503-71.....463	M85066.....204	MP-14142.....377	NL1217.....107	NL1917.....93
LG6503-72.....463	M85067.....204	MP-14211.....407	NL1224.....98	NL1920.....93
LG650B-70.....291	M85070.....204	MP-62660.....383	NL1227.....97	NL1921.....93
LG8700-313072000..312	M85316.....204	MP-62661.....383	NL1228.....100	NL1940.....95
LG9700-71000000....312	M85320.....204	MP-62664.....383	NL1234.....106	NL1941.....95
LGD700-212072000.312	M85323.....204	MP-62665.....383	NL1235.....106	NL1956.....93
LGS-1A105.....291	M85333.....204	MP-A0000119.....407	NL1238.....101	NL1957.....93
LGS-3A001.....291	M85724.....204	MST2255001.....115	NL1240.....100	NL1958.....95
LGS-3A105.....291	M85918.....204	MTA23T.....281-282	NL1250.....90	NL1959.....95
LGS-3A113.....291	M85919.....277	MTA25T.....283-284	NL1252.....107	NL1970.....94
LGS-4A001.....291	M85924.....204	N11171B.....134	NL1255.....107	NL1971.....94
LGS-4A105.....291	M85931.....204	N12306.....132	NL1256.....107	NL24X24X48.....370
LGS-5A001.....291	M85933.....204	N12306AG.....132	NL1257.....107	NL3000.....243
LGS-5A105.....291	M85954.....204	N12306G.....132	NL1258.....107	NL3001.....243
LIFTPAD-120.....414	M85958.....204	N2468K.....612	NL1259.....107	NL3001.....586
LIFTPAD-60.....414	M955205X.....9	N5008.....156	NL1260.....107	NL3013.....234
LP3030.....57	MARK V.....292-293	N9508-AA.....141	NL1261.....107	NL4200.....104
LP3030K.....57	MC6000.....351	N9508-AA.....146	NL1262.....107	NL4300.....103
LP3030L.....57	MC8420KTS.....64	NL075X102.5X29..368	NL1263.....107	NL4400.....104
LP3030LK.....57	MK21102S.....64	NL075X102.5X54..368	NL1277.....97	NL4500.....103
LSS4515QCXLBL.....81	MK22102S.....64	NL075X102X24.....368	NL1280.....98	NL5006.....156
LU-CC01.....384	MK22103S.....64	NL075X102X26.....368	NL1281.....101	NL5006.....187
LU-RB01.....409	MK22153S.....64	NL075X102X29.....368	NL1318.....92	NL5008.....187
M025001A.....601	MK225PREM.....54	NL075X102X50.....368	NL1319.....92	NL5011.....156
M107794X.....9	MK23103S.....64	NL075X102X54.....368	NL1326.....92	NL5011.....187
M109477X.....9	MK41100S.....64	NL090X101X53.....370	NL1327.....92	NL5015.....156
M109493X.....9	MK42100S.....64	NL090X12X53.....370	NL1334.....94	NL5015.....187
M109689X.....9	MK42106S.....64	NL090X16X53.....370	NL1335.....94	NL5102.....156
M3.....78	MKD769PREM.....54	NL090X24X53.....370	NL1336.....94	NL5102.....184
M312508.....277	MKD786.....54	NL090X48X53.....370	NL1337.....94	NL5106.....185
M646155.....204	MKD786A.....54	NL090X4X8.....370	NL1378.....93	NL5107.....185
M8.....78	MM1200S.....61	NL090X4X9.....370	NL1379.....93	NL5400.....186
M83006.....204	MM12200S.....61	NL090X96X53.....370	NL1380.....93	NL5401.....156
M83028.....204	MM1296S.....61	NL1013.....174	NL1381.....93	NL5401.....186
M83038.....204	MP-0001409.....396	NL1109.....107	NL1417.....98	NL5412.....158
M83041.....204	MP-00015904.....396	NL1125.....106	NL1448.....231	NL5412.....187
M83048.....204	MP-00033901.....396	NL1126.....106	NL1448.....244	NL5413.....158
M8-31.....481	MP-000785.....401	NL1133.....60	NL1463.....106	NL5413.....187
M83124.....204	MP-001481.....407	NL1134.....106	NL1554.....175	NL5441.....158
M83125.....204	MP-00165.....407	NL1135.....106	NL1568.....174	NL5441.....187
M83126.....204	MP-003951.....413	NL1136.....106	NL1616.....83	NL5442.....158
M83127.....204	MP-004188.....356	NL1137.....106	NL1621BG.....85	NL5442.....187
M83128.....204	MP-0065363.....390	NL1138.....106	NL1621HD.....85	NL5480.....158
M83203.....204	MP-00659.....390	NL1141.....106	NL1621HDS.....85	NL5480.....187
M83456.....204	MP-00660.....390	NL1143.....106	NL1624HD.....88	NL5481.....158
M85000.....204	MP-01424.....390	NL1152.....106	NL1650.....87	NL5481.....187
M85001.....204	MP-01902.....409	NL1153.....106	NL1680BG.....85	NL5481.....211
M85003.....204	MP-019033.....409	NL1174.....105	NL1683.....83	NL5491.....158
M85012.....204	MP-0190340.....409	NL1179.....105	NL1684.....87	NL5491.....187
M85030.....204	MP-019083.....409	NL1205.....90	NL1685.....87	NL5500.....184
M85047.....204	MP-0192404.....409	NL1205.....107	NL1686.....83	NL5501.....184
M85052.....204	MP-087226.....359	NL120X16X53.....370	NL1688.....83	NL5502.....184
M85061.....204	MP-087226.....457	NL120X4X8.....370	NL1690.....86	NL5503.....184
M85062.....204	MP-13500.....390	NL1210.....90	NL1695.....83	NL5510.....186
M85064.....204	MP-13502.....390	NL1210.....107	NL1916.....93	NL5511.....186



### Part Number Index

NL5512.....	186	OR281865X.....	20	ORM8-4515TQ.....	80	PM431-91.....	465	R803054.....	62
NL5513.....	186	OR281865X.....	24	ORM8-4707TQ.....	80	PM490A.....	554	R803055.....	62
NL5532.....	184	OR281923X.....	24	ORM8-4709-2.....	80	PM490R.....	554	R803058.....	62
NL5533.....	184	OR281923X.....	28	ORMV23-4515TQ.....	80	PM491A.....	554	R803059.....	62
NL77.....	226	OR283040X.....	16	ORMV23-4707TQ.....	80	PM491R.....	554	R803102.....	62
NL97.....	227	OR283040X.....	24	ORMV23-4709-2.....	80	PM824R.....	465	R803106.....	62
NL97H.....	230	OR283940X.....	20	OSG10-C.....	591	PM87.....	51	R803108.....	62
NL97H.....	231	OR283940X.....	24	OSG15-C.....	591	PSMA2124515Q.....	74	R803109.....	62
NL97S.....	227	OR284358X.....	10	OSG21-C.....	591	PSMA2124707QP.....	74	R803110.....	62
NO232.....	506	OR284358X.....	24	OSG31-C.....	591	PSMA3124702Q.....	74	R803111.....	62
NO233.....	506	OR284412X.....	24	OSG41-C.....	591	QP300-QT.....	470	R803112.....	62
NO552.....	506	OR284412X.....	28	P108940A.....	358	QP300-QT.....	413	R803114.....	62
OR101100X.....	23	OR286171X.....	24	PA1704.....	3	R000540.....	108	R803116.....	62
OR101100X.....	24	OR286364X.....	24	PA2525.....	626	R000572.....	108	R803195.....	62
OR101112X.....	17	OR286370X.....	20	PA2729.....	626	R000573.....	108	R806019.....	63
OR101112X.....	24	OR286370X.....	24	PAN17.....	114	R-001346.....	276	R810005.....	63
OR101622X.....	17	OR287114X.....	20	PAN19.....	114	R-003200A.....	276	R810018.....	63
OR101622X.....	24	OR287114X.....	24	PAN22.....	123	R-003270.....	276	R810019.....	63
OR101818X.....	23	OR287376X.....	17	PAN22-1.....	113	R1159.....	601	R810021.....	63
OR101818X.....	24	OR287376X.....	24	PB16.....	477	R1159H.....	601	R810025.....	63
OR102626X.....	20	OR287417X.....	24	PEC448.....	35	R230068.....	632	R824000.....	61
OR102626X.....	24	OR288063X.....	17	PECW-48.....	35	R230069.....	632	R824003.....	61
OR102761X.....	24	OR288063X.....	24	PH-10RP41.....	584	R230072.....	632	R824004.....	61
OR103009X.....	20	OR288063X.....	24	PH-10RP51.....	584	R230073.....	632	R824009.....	61
OR103009X.....	24	OR288239X.....	15	PH20.....	51	R230139.....	632	R950011.....	9
OR103010X.....	20	OR288239X.....	24	PH20.....	586	R230140.....	632	R950013.....	9
OR103010X.....	24	OR288241X.....	15	PH-210RA11.....	584	R55250.....	160	R950014.....	9
OR103028X.....	20	OR288241X.....	24	PH-210RN11.....	584	R55251.....	160	R950015.....	9
OR103028X.....	24	OR288301X.....	24	PH-30RP51.....	584	R55314.....	160	R950017.....	9
OR103061X.....	17	OR288383X.....	24	PH-30SA41.....	584	R55849.....	160	R950068.....	9
OR103061X.....	24	OR288605X.....	24	PH-30SB51.....	584	R55850.....	160	R950069.....	9
OR103081X.....	17	OR289144X.....	24	PH-400.....	585	R607005.....	96	R95012790.....	34
OR103081X.....	24	OR289714X.....	24	PH-400-1.....	585	R607006.....	96	R953.....	600
OR106941X.....	24	OR65145X.....	19	PH-410RA11.....	584	R607009.....	96	R955205.....	9
OR109264X.....	20	OR65145X.....	20	PH-410RN11.....	584	R607010.....	96	R955300.....	9
OR109264X.....	24	OR65145X.....	24	PH-760.....	585	R607055.....	92	R955320.....	32
OR109615X.....	17	OR65146X.....	19	PH-990ST71.....	585	R607056.....	92	R955321.....	32
OR109615X.....	24	OR65146X.....	20	PKSMA2124515Q.....	74	R607113.....	94	R955322.....	32
OR109617X.....	17	OR65146X.....	24	PKSMA2124707QP.....	74	R607114.....	94	R955322.....	32
OR109617X.....	24	OR685-4707TQ.....	80	PL164PMT.....	131	R607161.....	94	R955323.....	32
OR229505X.....	24	ORFC23-4515TQ.....	80	PL169PMT.....	131	R607162.....	94	R955329.....	34
OR229635X.....	24	ORFC23-4707TQ.....	80	PL271PMT.....	131	R607189.....	93	R955335.....	34
OR229813X.....	24	ORM3-1308E.....	80	PL272PMT.....	131	R607190.....	93	R955336.....	34
OR229859X.....	24	ORM3-1308Q.....	80	PL279PMT.....	131	R607253.....	96	R955338.....	34
OR229860X.....	24	ORM3-1443.....	80	PL62PMT.....	131	R607254.....	96	R955341.....	34
OR275491X.....	10	ORM3-4311.....	80	PL68PMT.....	131	R615010.....	100	R955342.....	34
OR275491X.....	24	ORM3-4515FQ.....	80	PM140FA.....	464	R6206M.....	116	R955344.....	32
OR276566X.....	24	ORM3-4515TQ.....	80	PM140FR.....	464	R801001.....	62	R955345.....	32
OR276567X.....	24	ORM3-4707TQ.....	80	PM143FA.....	464	R801002.....	62	R955346.....	32
OR277340X.....	24	ORM3-4709-2.....	80	PM143FR.....	464	R801070.....	62	R955347.....	32
OR277863X.....	24	ORM8-1308E.....	80	PM175FA.....	465	R801700.....	63	R955374.....	36
OR279000X.....	24	ORM8-1308Q.....	80	PM175FR.....	465	R803048.....	62	R955375.....	36
OR279180X.....	20	ORM8-1443.....	80	PM190FA.....	465	R803049.....	62	R955378.....	34
OR279180X.....	24	ORM8-4311.....	80	PM190FR.....	465	R803050.....	62	R955382.....	36
OR280758X.....	24	ORM8-4515FQ.....	80	PM424R.....	464	R803051.....	62	R955383.....	36



## Part Number Index

R955423.....36	RS75.....561	S21099.....275	S28289.....275	S8946060500.....33
R955425.....36	RS75.....603	S21181.....103	S28290.....275	S8946062752.....33
R955426.....36	RS75C.....561	S21292.....203	S28500-1650.....126	S8946073120.....33
R955427.....36	RS75C.....603	S21307.....275	S28654.....275	S8946073130.....33
R980.....600	RT1.....60	S21337.....275	S28655.....275	SA13237L1130.....34
R980H.....600	RT1000-000.....176	S21477-8.....275	S28890.....104	SB200.....611
R983.....600	RT18.....602	S21786.....199	S28929.....199	SB-7.....111,112
RA12002RX.....505	RT25.....555	S21800.....199	S29892.....199	SBH6609-117.....133
RAR-240.....286-287	RT25.....594	S22045.....199	S29895.....203	SBH6609-129.....133
RCA-215T.....288	RT28510.....51	S22046.....199	S31159.....60	SBH6809-117.....133
RDB18.....628	RT35.....555	S2212.....203	S3-600-1540CB.....139	SC09.....57
RDB20.....628	RT35.....594	S22366.....275	S3-600-1540CBR...139	SC12.....57
RDB22.....628	RTP1.....60	S22619/2.....199	S3-600-1540CR.....139	SC16.....57
RDB24.....628	RTP2.....60	S22630/2.....199	S3-600-15CB.....139	SC20.....57
RH55250SX.....160	RW1073X.....607	S22631/2.....199	S3-600-15CBR.....139	SC24.....57
RK-04413.....580	RW1162X.....607	S22632/2.....199	S3-600-15CR.....139	SC24L.....57
RK-06973-1.....578	RW1170X.....607	S22635/2.....199	S3646.....275	SC30.....57
RK-10605.....577	RW1172X.....607	S22908/2.....199	S4005001010.....33	SC36.....57
RK10606-1.....577	RW1176X.....607	S22909/2.....199	S4005001010.....34	SET401T.....161
RK-10689-1.....577	RW1180X.....607	S22948.....199	S4005001030.....33	SET402T.....161
RK-10689-2.....577	RW1190X.....607	S23114.....199	S4005001040.....33	SET403T.....161
RK-10689-3.....577	RW1194PX.....607	S23460.....274	S4008506010.....33	SET405T.....161
RK-10700.....577	RW1310X.....607	S23548.....203	S4008506020.....33	SET406T.....161
RK-10990.....574	RW1760X.....607	S23566.....203	S4324130010.....9	SET407T.....161
RK-10999.....574	RW4069X.....607	S23612.....199	S4325000050.....34	SET408T.....161
RK-11285.....314	RW4076X.....607	S23613.....199	S4461082010.....33	SET409T.....161
RK-11287.....314	RW4077X.....607	S23614.....199	S4461082040.....33	SET411T.....161
RK-11289.....314	RW4114X.....607	S23649.....203	S4461460050.....35	SET412T.....161
RK-11291.....314	RW4123PX.....607	S23650.....203	S4493151100.....34	SET413T.....161
RK-11443.....314	RW4124X.....607	S23651.....203	S4493151500.....34	SET414T.....161
RK-11683.....314	RW4125PX.....607	S23720.....199	S4493260050.....33	SET415T.....161
RK-201-A3-L.....570	RW6012X.....607	S23721.....199	S4493260100.....33	SET419T.....161
RK-2500-10.....580	RW6075X.....607	S23974.....104	S4493260100.....33	SET420T.....161
RK-351-A-L.....569	S1-400-15CB.....139	S24021.....203	S4493260300.....33	SET423T.....161
RK-4109939.....574	S1-400-15CBR.....139	S24023.....203	S4493260400.....33	SET424T.....161
RK-FWS-A-L.....574	S1-400-15CR.....139	S24024.....203	S4493260470.....33	SET425T.....161
RL230.....254-255	S14108.....275	S24049/2.....203	S4493260600.....33	SET426T.....161
RL250.....256-257	S14187.....273	S24088.....203	S4493280300.....34	SET427T.....161
RL250-14.....253	S14587-1.....203	S24445.....199	S4493641500.....33	SET428T.....161
RL250-17.....253	S14587-3.....203	S24459.....275	S4493641530.....33	SET429T.....161
RLU250-9.....253	S17CL0079-5000...258	S24460.....275	S4497130180.....34	SET430T.....161
RO5B5X10.....51	S17CP0103-5000...258	S24636-1L.....94	S4497130300.....34	SET431T.....161
RP-102K-PPW.....388	S20001.....203	S24636-1R.....94	S4497130500.....34	SET439T.....161
RP-115K-PPW.....388	S20002.....203	S24679.....275	S4721950330.....33	SET4T.....161
RP-881K-PPW.....388	S20010.....199	S24705.....275	S4721950330.....34	SET6T.....161
RP-883K-PPW.....388	S20031/2.....203	S24736.....275	S4721950520.....34	SH1.....478
RP-958K-PPW.....388	S20069.....203	S25515.....203	S4725000072.....34	SH5.....478
RS100.....561	S20124.....199	S25516.....203	S4801070000.....35	SH6755S.....51
RS100.....603	S20126.....203	S25593.....273	S608.....134	SK01135.....413
RS100C.....561	S20127.....199	S25872.....199	S609.....134	SK01136.....413
RS100C.....603	S20217.....199	S2592.....203	S6914S24691.....275	SK01330.....359
RS141026X.....504	S20223.....199	S26321.....275	S8946049440.....33	SK01330.....457
RS142001X.....504	S20901.....199	S26807.....275	S8946049450.....33	SK01510.....408
RS3516.....626	S20924.....275	S2723.....203	S8946060370.....33	SK01512.....408
RS3517.....626	S20925.....275	S2770.....275	S8946060380.....33	SK01513.....408



### Part Number Index

SK01695.....413	SK57620.....381	SUP560.....600	TK18997.....234	TL10715.....527
SK01715.....377	SK58425.....392	SUP570.....600	TK18998.....234	TL10721.....517
SK01792.....381	SK58964.....389	SUP574.....600	TK21962.....236	TL10724.....517
SK01793.....381	SK58998.....406	SUP7300.....601	TK24654.....238	TL10725.....517
SK01796.....374	SK59025.....406	SUP7340.....601	TK24656.....238	TL10727.....517
SK01796.....413	SK59329.....406	SUPER33.....467	TK25434.....238	TL10728.....517
SK01803.....413	SK59773.....389	SUPER33.....499	TK7319.....238	TL10729.....517
SK01854.....402	SK62014.....406	SV404P.....129	TL00814.....517	TL10730.....517
SK01857.....402	SK62150.....389	SV404P-10-6.....28	TL10050R.....541	TL10738.....517
SK03396.....396	SK62151.....389	SV404P-10-8.....28	TL10050Y.....541	TL10744R.....512
SK03500.....381	SK63574.....392	SV404P-12-6.....28	TL10051R.....465	TL11096.....238
SK03690.....316	SK63580.....406	SV404P-12-8.....28	TL10051R.....541	TL1211.....514
SK03690.....413	SK68971.....389	SV404P-6-6.....28	TL10051Y.....465	TL1211A.....514
SK03691.....316	SK-7.....111,112	T150MOX2.....488	TL10051Y.....541	TL1259.....514
SK03691.....413	SL0854.....221	T2224.....235	TL10075R.....542	TL1259A.....514
SK06043.....396	SL0854-05.....221	T5424.....232	TL10075Y.....542	TL129.....493
SK06782.....389	SLOA1238.....222	T5425.....232	TL102.....491	TL14200R.....512
SK13256.....381	SLTPL7000L.....568	T5426.....232	TL10202C.....530	TL14200Y.....512
SK13257.....381	SN161.....4	T5428.....232	TL10202R.....512	TL14700.....512
SK14393.....381	SN4017A.....23	T5429.....232	TL10202Y.....512	TL14700.....515
SK14394.....381	SN-7.....111,112	T5492.....235	TL10203R.....514	TL14701.....515
SK21887.....389	SO-RB01.....409	T5493.....235	TL10203Y.....514	TL15011.....464
SK27555.....406	SO-RP02.....391	T5562.....232	TL10205R.....512	TL15011.....529
SK27820.....408	SP170-70-18X.....609	T5563.....232	TL10205Y.....512	TL15040.....465
SK44094.....389	SP250-70-18X.....609	T5564.....232	TL10208R.....512	TL15040.....529
SK45048.....413	SP5-153X.....609	T5565.....232	TL10208Y.....512	TL15040.....542
SK45290.....381	SP5-155X.....609	T5566.....232	TL10212Y.....541	TL15050R.....542
SK45302.....389	SP5-170X.....609	T588-6PYRO.....624	TL10215R.....464	TL1507.....513
SK45596.....406	SP5-279X.....609	T7175.....234	TL10215Y.....464	TL1507A.....513
SK46859.....402	SP5-280X.....609	T7175.....238	TL10250R.....541	TL15200C.....529
SK47048.....402	SP5-281X.....609	T7716.....234	TL10250Y.....541	TL15200R.....512
SK47158.....389	SP5-407X.....609	T7716.....238	TL10251R.....541	TL15200Y.....512
SK47234.....413	SP5-674X.....609	TB-0273-07U8N001D..422	TL10251Y.....541	TL15205.....465
SK47284.....377	SP5-675X.....609	TB-CHASSIS-BUMPER.455	TL10275R.....542	TL15205.....542
SK47405.....413	SP5-676X.....609	TF-0110.....580	TL10275Y.....542	TL15208.....464
SK47424.....413	SP5-677X.....609	TFT2000.....422	TL10276R.....542	TL15208.....529
SK47428.....377	SP6.5-70-18X.....609	TFT2000-KIT.....422	TL10276Y.....542	TL15208.....542
SK47454.....396	SPL100-1X.....609	TF-TLN-2500.....580	TL10279R.....542	TL15227.....542
SK49057.....389	SPL170-4X.....609	TF-TLN-5001.....580	TL10279Y.....542	TL15250R.....543
SK51322.....402	SPL250-3X.....609	TG228000-5311.....504	TL10286R.....541	TL15250Y.....543
SK52017.....377	SPR-128.....568	TG428000-2690.....504	TL10286Y.....541	TL15401.....516
SK52535.....389	SQHDWKIT.....315	TG428000-4420.....504	TL10389R.....541	TL15404.....516
SK52920.....413	SQHDWKIT15.....315	TG428000-4430.....504	TL10389Y.....541	TL15405.....516
SK52921.....413	SR1VA105.....199	TG428000-4440.....504	TL10401.....515	TL15414.....516
SK53513.....406	SS7420-114.....133	TG428000-5190.....504	TL10402.....515	TL1560.....543
SK54120.....406	SS7820-108.....133	TG428000-5730.....504	TL10403.....515	TL1560A.....543
SK54244.....406	SS7820-114.....133	TGL3410.....51	TL10404.....515	TL15702.....515
SK54280.....381	SS7820-72.....133	TGL3410.....634	TL10410.....516	TL15727.....516
SK54960.....381	ST3901-7.....557	TGL3410ST.....51	TL10412.....515	TL15728.....516
SK55567.....389	STRICK ICC.....421	TGL3410ST.....634	TL10414.....515	TL15729.....516
SK55724.....381	SU-001014.....383	TH-10050-3R.....586	TL1050.....541	TL15741R.....512
SK56274.....389	SU-001015.....383	TH-10050-L3.....586	TL1050A.....541	TL15745R.....512
SK57160.....389	SU-015201011.....407	TK10547.....238	TL10700.....515	TL172.....506
SK57236.....406	SUP530.....600	TK11224.....238	TL10704.....515	TL18050R.....543
SK57498.....389	SUP550.....600	TK12506.....234	TL10708.....515	TL18050Y.....543



## Part Number Index

TL18300R.....	513	TL270.....	506	TL33250Y.....	546	TL41.....	554	TL5316Y101.....	524
TL18300Y.....	513	TL285.....	506	TL33275R.....	546	TL41202R.....	524	TL54.....	554
TL19002R.....	512	TL29202R.....	513	TL33275Y.....	546	TL41203T.....	524	TL54A.....	554
TL19002Y.....	512	TL29202Y.....	513	TL33740R.....	546	TL41A.....	554	TL5800AA.....	526
TL19200C.....	529	TL29203R.....	513	TL35001R.....	547	TL42722.....	529	TL5800AAK.....	526
TL19200R.....	512	TL29203Y.....	513	TL35001Y.....	547	TL44030R.....	548	TL60002R.....	524
TL19200Y.....	512	TL30050R.....	545	TL35200R.....	547	TL44032R.....	548	TL60002Y.....	524
TL19202Y.....	512	TL30050Y.....	545	TL35200Y.....	547	TL44036R.....	548	TL60004C.....	528
TL19206.....	529	TL30051R.....	465	TL35375R.....	546	TL44102Y.....	559	TL60015R.....	526
TL19250R.....	543	TL30051Y.....	465	TL35375Y.....	546	TL44202R.....	548	TL60015Y.....	526
TL19250Y.....	543	TL30200C.....	530	TL35720.....	547	TL44222R.....	548	TL60050R.....	549
TL19375R.....	543	TL30200R.....	514	TL35740R.....	547	TL44302R.....	548	TL60072Y.....	549
TL19375Y.....	543	TL30200Y.....	514	TL36115R.....	547	TL44322R.....	465	TL60075Y.....	549
TL1960.....	543	TL30201R.....	514	TL36115Y.....	547	TL44322R.....	548	TL60080Y.....	549
TL1960A.....	543	TL30201Y.....	514	TL36203R.....	547	TL44326R.....	548	TL60115Y.....	550
TL19720.....	516	TL30221R.....	464	TL36203Y.....	547	TL44705.....	548	TL60120Y.....	559
TL19721.....	512	TL30221R.....	514	TL40002R.....	523	TL45.....	554	TL60201R.....	526
TL19721.....	516	TL30221Y.....	464	TL40002Y.....	523	TL45202R.....	524	TL60201Y.....	526
TL19722.....	516	TL30221Y.....	514	TL40004.....	528	TL45202Y.....	524	TL60202R.....	524
TL19724.....	516	TL30222R.....	514	TL40028R.....	523	TL45700.....	527	TL60202Y.....	524
TL19728.....	516	TL30222Y.....	514	TL40042R.....	523	TL45A.....	554	TL60204.....	528
TL19738.....	543	TL30230Y.....	514	TL40048R.....	523	TL4742.....	526	TL60215R.....	526
TL19740.....	516	TL30250R.....	545	TL40202R.....	523	TL50400.....	501	TL60215Y.....	526
TL19750.....	516	TL30250Y.....	545	TL40202Y.....	523	TL50600.....	501	TL60250R.....	549
TL20304Y.....	526	TL30251R.....	545	TL40203.....	530	TL50800.....	501	TL60252R.....	549
TL21001R.....	513	TL30257Y.....	466	TL40204.....	528	TL50805.....	500	TL60260R.....	549
TL21001Y.....	513	TL30257Y.....	514	TL40215R.....	523	TL50806.....	500	TL60272Y.....	549
TL21002R.....	513	TL30271Y.....	466	TL40229R.....	464	TL50808.....	500	TL60275Y.....	549
TL21002Y.....	513	TL30271Y.....	545	TL40229R.....	523	TL50813.....	501	TL60280Y.....	549
TL21004C.....	529	TL30272Y.....	466	TL40242R.....	523	TL50820.....	501	TL60290Y.....	549
TL21051R.....	544	TL30275R.....	545	TL40242Y.....	523	TL50830.....	501	TL60315Y.....	550
TL21051Y.....	544	TL30275Y.....	545	TL40244.....	528	TL50831.....	527	TL60317Y.....	550
TL21075R.....	544	TL30276R.....	545	TL40248R.....	523	TL50840.....	501	TL6050.....	550
TL21075Y.....	544	TL30279R.....	545	TL40282R.....	523	TL50841.....	501	TL6050A.....	550
TL21201R.....	513	TL30279Y.....	545	TL40282Y.....	523	TL50842.....	501	TL6060C.....	550
TL21201Y.....	513	TL30285R.....	545	TL40403.....	527	TL50843.....	501	TL60700.....	527
TL21204C.....	529	TL30285Y.....	545	TL4050.....	548	TL50845.....	501	TL60703.....	527
TL21210Y.....	544	TL30375R.....	545	TL4050A.....	548	TL50846.....	501	TL60719.....	550
TL21275R.....	544	TL30375Y.....	545	TL4060C.....	548	TL50847.....	501	TL60720.....	527
TL21275Y.....	544	TL30401.....	515	TL40700.....	527	TL50850.....	501	TL60721.....	549
TL21275Y.....	544	TL30402.....	515	TL40715.....	527	TL50860.....	500	TL60722.....	527
TL21501R.....	513	TL30403.....	517	TL40720.....	527	TL50861.....	500	TL60723.....	527
TL21501Y.....	513	TL30404.....	517	TL40722.....	525	TL50865.....	500	TL60728.....	527
TL21720.....	513	TL30405.....	517	TL40725.....	523	TL50866.....	500	TL60730.....	527
TL22002Y.....	526	TL3050.....	545	TL40742.....	525	TL50867.....	500	TL60750.....	550
TL22004Y.....	526	TL3050A.....	545	TL40743.....	525	TL50869.....	500	TL80251C.....	550
TL22006Y.....	526	TL30708.....	527	TL40746.....	525	TL50875.....	500	TL80334R.....	523
TL22202Y.....	526	TL30728.....	517	TL40747.....	525	TL50879.....	501	TL80350.....	530
TL242.....	506	TL30740R.....	514	TL40754.....	525	TL50880.....	500	TL80351.....	530
TL25760Y.....	513	TL33010C.....	546	TL40755.....	525	TL50882.....	500	TL80354.....	530
TL26330.....	529	TL33050R.....	546	TL40756.....	525	TL50883.....	500	TL80360.....	531
TL26331.....	529	TL33050Y.....	546	TL40757.....	525	TL50898.....	501	TL80374.....	531
TL26335.....	529	TL33075R.....	546	TL40762.....	525	TL52.....	554	TL80388.....	531
TL26336.....	529	TL33075Y.....	546	TL40763.....	525	TL52A.....	554	TL80396.....	531
TL26762Y.....	553	TL33250R.....	546	TL40850.....	525	TL5315Y101.....	524	TL80800.....	531



## Part Number Index

TL81260.....	551	TL98001R.....	554	U-CF6703-901.....	243	VS-29004-2.....	179	WH77KIT.....	335
TL81360.....	551	TL98001Y.....	554	U-CF6963-1.....	241	VS-29854.....	179	WH90X100BSKIT ...	331
TL81380.....	551	TL98003R.....	554	U-CF8317-1.....	241	VS-31503-1.....	179	WH90X100BSWH..	331
TL81500.....	551	TL98003Y.....	554	UP1035-20KIT.....	233	VS-31503-2.....	179	WH90X100BSWHKIT..	331
TL8160.....	551	TODCO 1-1/8.....	326-327	UP16158-01KIT.....	227	VS-31503-3.....	179	WH90X90BS.....	331
TL900.....	493	TODCO 3/4.....	324-325	UP16398-04KIT.....	231	VS-31504-1.....	179	WH90X90BSKIT.....	331
TL9007.....	553	TP-10130.....	62	UP715-00KIT.....	231	VS-31504-2.....	179	WH9723.....	335
TL9007A.....	553	TP-4786.....	62	UPSP0131KIT.....	246	VS-31504-2.....	179	WH9723-1.....	335
TL90325Y.....	526	TP-4787.....	62	UPSP0143KIT.....	246	VS-32056-1.....	179	WH9723-11.....	335
TL905.....	493	TRA011.....	206	UT-BR03-625.....	402	VS-5085D-1.....	179	WH98X100BS.....	331
TL9093.....	553	TRA012.....	206	UT-NR02.....	379	VT4300LSW-001....	361	WH98X100BSKIT ...	331
TL9093A.....	553	TRA013.....	206	UT-RB01.....	409	VT4300RSW-001 ...	361	WH98X107BS.....	331
TL93745.....	519	TRA015.....	206	UT-RP03-PPW.....	391	WA-NR01.....	379	WH98X107BSKIT ...	331
TL93745.....	552	TRA017.....	206	UT-SS03.....	411	WA-RP02.....	391	WH98X107BSWH..	331
TL93906.....	519	TRA026.....	206	UXA000017.....	241	WA-RP03-MFA.....	391	WH98X107BSWHKIT..	331
TL93908.....	518	TRA031.....	206	U-XA0026-1.....	242	WA-TR01-624.....	396	WHITING 3/4..	332-333
TL94706.....	552	TRA035.....	206	U-XA0028.....	242	WCF003981-001....	359	WJ201A.....	634
TL94707.....	465	TRA037.....	206	U-XA0034.....	241	WCF003981-001....	457	WJ206.....	634
TL94707.....	552	TRA038.....	206	U-XA0048.....	242	WCH02.....	189	WK4515X3CXLBL....	81
TL94718.....	552	TRA051.....	206	V1212G.....	411	WCH03.....	189	WK4702QCXLBL....	81
TL94862.....	465	TRA074.....	206	V1212N.....	411	WH10-1003-8.....	321	WK4709E2CXLBL....	81
TL94862.....	552	TRA075.....	206	V1212W.....	411	WH1021.....	335	WKS4515QCXLBL....	81
TL94897.....	519	TRA1492.....	208	V1224N.....	411	WH1207.....	335	WKS4707QCXLBL....	81
TL94902.....	464	TRA2256-SP.....	209	V1224W.....	411	WH1208.....	335	WS-3/4.....	352
TL94902.....	515	TRA2270.....	209	V402P.....	129	WH1209A.....	335	WW1G.....	481
TL94902.....	518	TRA2297HD.....	209	V402P-2-2.....	28	WH1264.....	335	WW55G.....	481
TL94916.....	519	TRA2297-SP.....	209	V402P-4-4.....	28	WH1370.....	335	X128.....	347
TL94924.....	518	TRA2493-SP.....	209	V402P-6-6.....	28	WH1371-A.....	335	X213X96.....	370
TL94925.....	518	TRA2705.....	209	V405P.....	129	WH15.....	335	X213X96.....	414
TL94926.....	464	TRA3343.....	209	V405P-6-6.....	28	WH2376-87.....	335	X395X120.....	347
TL94926.....	518	TRA3384.....	208	V405P-6-8.....	28	WH2376-93H.....	335	X6120X110.....	407
TL94931.....	519	TRA3603-SP.....	208	V405P-8-8.....	28	WH2376-96.....	335	X6136X110.....	407
TL94932.....	519	TRA696.....	209	V76 SERIES.....	77	WH242 SERIES.....	334	X6138X120.....	414
TL94940.....	518	TRA697.....	208	V77 SERIES.....	77	WH2523.....	335	X6148X120.....	414
TL94964.....	542	TRA699.....	208	V88 SERIES.....	77	WH2524.....	335	X6152X108.....	414
TL94992.....	518	TRR7000C-AH.....	354	VCCTX10.....	51	WH2528.....	335	X6316X112.....	413
TL94993.....	519	TS10.....	591	VF1224T.....	369	WH2547.....	335	XA-0756.....	580
TL96904.....	516	TS15.....	591	VF1224T.....	411	WH2548.....	335	XA-10287.....	585
TL96919.....	516	TS21.....	591	VHP-4515TQ.....	76	WH2804.....	335	XA-201-A-L-P.....	570
TL96930.....	518	TS31.....	591	VHP-4707TQ.....	76	WH2915.....	335	XA-2524-R MODELS..	575
TL97005.....	552	TS41.....	591	VS1128.....	273	WH2996.....	335	XA-351-03505S....	571
TL97100.....	553	UBL-001.....	274	VS1414.....	273	WH2996-3.....	335	XA-351-A-L-P.....	569
TL97101.....	553	UBL-002.....	274	VS14179.....	273	WH3228.....	335	XA-351-UB.....	571
TL97231.....	506	UBL-004.....	274	VS1968.....	273	WH33.....	335	XA-7001.....	578
TL97232.....	506	U-CC5998-1.....	242	VS1968-Z1.....	273	WH342 SERIES.....	334	XA-7002.....	578
TL97809.....	601	UCD0511-1-693....	208	VS22535.....	274	WH343 SERIES.....	334	XA-7003.....	578
TL97827.....	601	U-CE7746-1.....	241	VS227.....	274	WH345 SERIES.....	334	XA-7009.....	578
TL97829.....	600	U-CE8801-1.....	242	VS228.....	274	WH4077.....	335	XA-A24.....	577
TL97940.....	553	U-CF1466-1.....	241	VS25223.....	273	WH5423.....	335	XA-B24X.....	577
TL97943.....	553	U-CF2467-1.....	241	VS25224.....	273	WH6943.....	335	XA-S1-A-L-P.....	574
TL97944.....	553	U-CF2470-1.....	241	VS26815.....	273	WH6944.....	335	XA-V-350.....	312
TL97948.....	553	U-CF2640-1.....	242	VS26816.....	273	WH7470.....	335	XB-0011.....	579
TL97960.....	364	U-CF2640-4.....	242	VS27116.....	273	WH7515.....	335	XB-0011-1.....	579
TL97960.....	466	U-CF5858-1.....	241	VS28048.....	274	WH77.....	335	XB-0011-2.....	579
TL97962.....	364	U-CF6703-901.....	241	VS-29003-1.....	179	WH77-1.....	335	XB-0012-1.....	579



## Part Number Index

XB-0012-3.....	579
XB-0437.....	585
XB-1604-5.....	579
XB-1604-9.....	579
XB-LG0085.....	315
XB-SP0074-K.....	211
XB-SP0074-M.....	211
XD-5275.....	586
XD-5315.....	586
XK20014702QP.....	74
XK20014707QP.....	74
XK20014711QP.....	74
XK2124515Q.....	74
XK2124702QP.....	74
XK2124707QP.....	74
XK3121443E.....	74
XK3124702QP.....	74
XK3124707QP.....	74
XK3124709E2.....	74
XP100301.....	53
XSMA20014707QP..	74





# ROAD EQUIPMENT PARTS CENTER

**WWW.ROADPARTS.COM**

- Appleton WI 1-800-688-8007
- Brainerd MN 1-800-833-4270
- Dallas TX 1-800-717-1178
- Grand Rapids MI 1-800-968-4781
- Milwaukee WI 1-800-688-8006
- Atlanta GA 1-800-660-9884
- Cadillac MI 1-800-968-9563
- Fargo ND 1-800-688-8004
- Kalamazoo MI 1-800-748-0580
- South Bend IN 1-800-968-5235
- Blk River Falls WI 1-800-688-8002
- Chicago IL 1-866-890-9075
- Gary IN 1-800-727-8731
- Lansing MI 1-800-968-7510
- St. Paul MN 1-800-688-8010

<p> </p> <p> </p> <p><b>ABEX</b> Friction <b>ACCURIDE</b> Wheels/Rims <b>AMERICAN FORGE</b> Shop Equipment <b>ANCO</b> Wiper Blades <b>BALDWIN</b> Filters <b>BENDIX</b> Air Brake Parts, Compressors <b>BETTS SPRING</b> Mud Flap Holders <b>BETTS INDUSTRIES</b> Lights, Sealed Systems <b>BREEZE</b> Hose Clamps <b>BRUSH SOLUTIONS</b> Trailer Skirting <b>CONTINENTAL</b> Belts, Hose, Idlers <b>CONTITECH</b> Air Springs <b>CYCLO</b> Aerosol Chemicals <b>DELCO REMY</b> Alternators &amp; Starters <b>DENSO</b> Starters &amp; Alternators <b>DEXTER AXLE</b> Axle &amp; Suspension <b>DURABIL</b> Binders <b>EUCLID</b> Brake Foundation Parts <b>FEDERAL MOGUL</b> Powertrain, Braking Wheel Seals <b>FLEET ENGINEERS</b> Flaps, Hangers, Fenders <b>FIRESTONE</b> Air Springs <b>FLEETCRAFT</b> Door Hardware, Brake Parts Landing Gear, Wheel Parts, Electrical Friction, Nylon Tubing, Bearings <b>FLEXIBLE PRODUCTS / DOW</b> Froth-Pak <b>FONTAINE</b> Stationary &amp; Air Slide 5th Wheels <b>G.E. LIGHTING</b> Sealed Beams Halogen Lamps, Mini Bulbs <b>GEOCEL CORP.</b> Adhesive Sealants <b>GOJO</b> Hand Cleaners <b>GROTE</b> Lighting &amp; Mirrors <b>GUNITE</b> Automatic Slack Adjusters <b>HALDEX</b> Air Brake Parts Compressors, Air Dryers, Electrical <b>HAMMERBLOW</b> Light Duty Trailer Parts <b>HENDRICKSON</b> Truck &amp; Trailer Suspension Axles <b>HOLLAND/SAF HOLLAND/SIMPLEX</b> Fifth Wheels, Susp., King Pins, Coupling Trailer Support Legs <b>HORTON</b> Fan Clutches <b>HUTCHENS</b> Suspensions, Sliders <b>JOST</b> King Pins, Landing Gear, 5th Wheels <b>KEMLITE</b> Translucent Roof, Scuff Liner <b>KEY POLYMER</b> Trailer Floor Treatments <b>KIC</b> Hubs and Drums</p>	<p> </p> <p> </p>	<p> </p>	<p>Fire Safety Cargo Control Products Placards Tire Chains, Transport Chain Alternators Petroleum Additives and Oils Caulkings &amp; Sealants Axles, Axle Parts, Q-Plus Brakes Automatic Slack Adjusters, Front End Spring Brakes Shock Absorbers Lubricants Lighting Products Fittings &amp; Hoses Coolant System Conditioners &amp; Fuel Treatments Lighting Products Wire &amp; Cable, Plugs &amp; Receptacles Electrical Products Fuel Treatment Back-up Alarms, Strobes Suspensions &amp; Sliders Air Suspensions Adhesives, Sealants Air Controls Spray Paint Wheel Seals, Hub Caps Axles, Axle Parts U-Joints, Clutches Strobe Lights Friction, Hubs, Wheel Seals Bearings, Drums, Hub Caps, Suspension Strobes, Back-Up Alarms Electric Trailer Brake Control Bearings Roll-up Doors, Door Parts Side Rails, Posts Roof Bows, Plastic Scuff Laminated, Apitong Lighting Products Hubdometers Truck Products Heavy Duty Exhaust Roll-Up Doors, Parts Hubs &amp; Drums Engine Heaters</p>